

TV

GRUNDIG


**NUR FÜR INTERNEN GEBRAUCH
FOR INTERNAL USE ONLY**

Service Manual

2. Ergänzung / Supplement 2

Chassis SU

32 GLX 3002 T	GBI5932
32 VLC 4010 C	GBJ2132
32 VLE 7151 C	GBJ7332
37 VLC 7020 C	GBI5037
37 VLC 9040 C	GBI6137
40 VLE 6140 C	GBJ4040
40 VLE 7020 C	GBJ5240
42 VLC 7020 C	GBI5042
New York 40 CI+	GBI9440
Vision ECO 32-6943 T	GBH7632



Zusätzlich erforderliche Unterlagen für den Komplettservice
Additionally required Service Documents for the Complete Service

Service Manual	Service Manual
Sicherheit Safety	Chassis SU
Materialnr./Part No. 72010800001	Materialnr./Part No. 72010055000

Materialnummer / Part Number 720100550200

Änderungen vorbehalten / Subject to alteration

TCC 0112 MP • Prepared in Germany

<http://www.grundig.com>

Es gelten die Vorschriften und Sicherheitshinweise gemäß dem Service Manual "Sicherheit", Materialnummer 720108000001, sowie zusätzlich die eventuell abweichenden, landesspezifischen Vorschriften!



The regulations and safety instructions shall be valid as provided by the "Safety" Service Manual, part number 720108000001, as well as the respective national deviations.

Inhaltsverzeichnis

	Seite
Allgemeiner Teil	3...8
Einführung	2
Technische Daten	3
Service- und Sonderfunktionen	7
Platinenabbildungen und Schaltpläne	9...50
Hauptplatte YNG190R-13 / -14	9
– Netzteil	25
– Prozessor "Low Power"	26
– Tuner	27
– COFDM	28
– SCART	29
– VGA, AV, USB	30
– HDMI	31
– Scaler	32
– Scaler RAM	35
– Common Interface	35
– FRC RAM	36
– FRC	37
– LVDS	38
– Verstärker	39
Netzteil DPS-202CP	40
Netzteil FSP145-4F07	43
Netzteil FSP337-3F01, FSP361-3F01	46
IR-/LED-Platten	49
Keyboards	50
Ersatzteillisten	51...56

Table of Contents

	Page
General Section	3...8
Introduction	2
Technical Data	3
Service and Special Functions	7
Layout of the PCBs and Circuit Diagrams	9...50
Main Board YNG190R-13 / -14	9
– Power Supply	25
– Processor "Low Power"	26
– Tuner	27
– COFDM	28
– SCART	29
– VGA, AV, USB	30
– HDMI	31
– Scaler	32
– Scaler RAM	35
– Common Interface	35
– FRC RAM	36
– FRC	37
– LVDS	38
– Amplifier	39
Power Supply DPS-202CP	40
Power Supply FSP145-4F07	43
Power Supply FSP337-3F01, FSP361-3F01	46
IR/LED Boards	49
Keyboards	50
Spare Parts Lists	51...56

Allgemeiner Teil

Einführung

In dieser Service-Manual-Ergänzung sind weitere Gerätevarianten dokumentiert, die mit dem Chassis SU ausgestattet sind. Des Weiteren sind die Platinenabbildungen und Schaltpläne der geänderten Hauptplatte abgebildet.

Hinweis:

Grundlage für den Service sind folgende Service Manuals:

- Service Manual Sicherheit, Materialnummer 720108000001
- Service Manual Chassis SU, Materialnr. 720100550000

General Section

Introduction

This Supplement of Service Manual describes variants of alternative devices embedded with chassis SU. The modified layouts and circuit diagrams of main board are included.

Note:

Basic instructions for servicing are given in following Service Manuals:

- Service Manual Safety, Part Number 720108000001
- Service Manual Chassis SU, Part Number 720100550000

Technische Daten / Technical Data

	32 GLX 3002 T	32 VLC 4010 C	32 VLE 7151 C	37 VLC 7020 C	37 VLC 9040 C
Order No.	GBI5932	GBJ2132	GBJ7332	GBI6037	GBI6137
Product Code	JNN	JTJ	JXM	HWP, JMM	HVT, HWH
Destination	France	D, A	France	Nordic - France	France, Italy
Approbations	CE, I	CE, I	CE	CE	CE
IM-Languages	D, GB, CZ, HR	D, GB	D, GB, F, NL, P	NOR: Se, No, Dk, Fi, Cro, D, Ei FR: Fr, Es, Pt, Ni, Ee	FR: Fr, ES, PT, DE, EN, NL, EE It: EN, HR, CZ, IT, DE, FR, EL
IM-Languages 2	FR, PT, ES, DE, GB, NL, EE				
Remote control	RC 23	RC 23	TP 3 black (RC5)	TP 3 black (RC5)	TP 3 black (RC5)
EAN	40 13833-62527 8	40 13833-62579 7	40 13833-62638 1	40 13833-62267 3	40 13833-62227 7
Color	Black	Glossy Black	Glossy White	Glossy Black	Glossy Black
DISPLAY					
Panel	32" / 80cm	32" / 80cm	32" / 80cm	37" / 94cm	37" / 94cm
Backlight	CCFL	CCFL	EDGE LED	CCFL	CCFL
Wide-screen format	●	●	●	●	●
Response time	8ms	8ms	6,5ms	5ms	5ms
Brightness	500 cd/m2	500 cd/m2	450 cd/m2	500 cd/m2	500 cd/m2
Contrast ratio (Panel)	3.000:1	3.000:1	4.000:1	1.400:1	1.400:1
Dynamic contrast	20.000:1	20.000:1	Dynamic Contrast Plus	40.000:1	50.000:1
Viewing angle vertical/horizontal, ca. °	178/178	178/178	178/178	178/178	178/178
Physical display resolution max. pixel	WXGA 1366 x 768 (HD Ready)	WXGA 1366 x 768 (HD Ready)	WUXGA 1920 x 1080 (full HD)	WUXGA 1920 x 1080 (full HD)	WUXGA 1920 x 1080 (full HD)
PICTURE					
Motion Picture Improvement	○	○	●	○	●
Motion Adaptive Deinterlacing	3D Deinterlacer	3D Deinterlacer	3D Deinterlacer	3D Deinterlacer	3D Deinterlacer
Natural view HD Reference	○	○	○	○	○
Full HD	○	○	○	○	○
24p	○	○	○	○	○
HD-TV 1080p	○	○	○	○	○
Line Flicker Reduction	●	●	●	●	●
Digital Color Transition Improv. (DCTI)	●	●	●	●	●
Digital Combfilter	3D	3D	3D	3D	3D
Digital Luminance Transition Improv. (DLTI)	●	●	●	●	●
Picture Noise Reduction	●	●	●	●	●
Preset picture modes	user, natural, rich, soft	user, natural, rich, soft	user, vivid, natural, movie, sports	user, vivid, natural, movie, sports	user, vivid, natural, movie, sports
Aspect ratios (Format switching)	Auto (WSS), 4:3 / 16:9 / 14:9 / LetterBox / Subtitle / Panorama				
Blackline detection	○	○	○	○	○
PIP	○	○	○	○	○
Multifold Tuner scan (Mosaic Picture)	○	○	○	○	○
PAT: Split screen (PICTURE + TEXT)	●	●	●	●	●
PAP: Double Window (PICT. + PICT.)	○	○	○	○	○
P²AT: Double Window + TXT	○	○	○	○	○
POP: PICTURE on PICTURE	○	○	○	○	○
Picture freezing	●	●	●	●	●
Zoom with point function	○	○	○	○	○
Auto 16:9 selection via Scart	○	○	○	○	○
Sharpness control	●	●	●	●	●
Blue Background	○	○	●	●	●
CHASSIS					
TV-Chassis	T9	SU	SU	SU	SU
Progressive	○	○	○	○	○
Tuner	PLL frequency synthesizer tuning	PLL frequency synthesizer tuning	PLL frequency synthesizer tuning	PLL frequency synthesizer tuning	PLL frequency synthesizer tuning
Scaler	Sapphire	Sapphire	Sapphire 1+	Sapphire 1+	Sapphire 1+
Keyboard	7 keys: +/- Programm, Source / Menu, +/- Volume, stand-by				
ELECTRONIC					
Stand by indicator	blue LED	blue LED	blue LED	blue LED	blue LED
EPG (Electronic Programme Guide)	7 days via DVB-T	○	7 days via DVB-T, DVB-C	7 days via DVB-T, DVB-C	7 days via DVB-T, DVB-C
Easy Dialog	○	○	○	○	○
Megalogic	○	○	○	○	○
Manual & autom. labeling of prog.	●	●	●	●	●
Programmable off timer	●	●	●	●	●
Programmable on timer	●	●	●	●	●
Intelligent channel search (Zapping funct.)	●	●	●	●	●
Programme Edit	○	○	○	○	○
Intelligent Programme Switch	○	○	○	○	○
Programme memory TV/AV (opt.)	100 Analog / 400 Digital / AV	100 Analog / 400 Digital / AV	100 Analog / 400 Digital / AV	100 Analog / 400 Digital / AV	100 Analog / 400 Digital / AV
Teletext/Fasttext/Toptext	● / ● / ●	● / ● / ●	● / ● / ●	● / ● / ●	● / ● / ●
Teletext options	1000 pages	1000 pages	1000 pages	1000 pages	1000 pages
Childlock	●	●	●	●	●
Menu languages OSD	D, GB, F, I, E, P, NL, DK, S, FIN, N, TR, GR, PL, CZ, SK, SLO, H, RUS, RO, BG, SER		24 languages, D, GB, F, I, E, P, NL, DK, S, FIN, N, TR, GR, PL, CZ, SK, SLO, H, RUS, RO, BG, HR, LT, EE		
OSD-style	OEM-style	OEM-style	OEM-style with Grundig look	OEM-style with Grundig look	OEM-style with Grundig look
Service mode	○	○	●	●	●
Game mode	○	○	presets (user changeable) for sound and picture in HDMI-, Component- and PC-mode		
Hotel mode	Simple hotel mode possible via service adjustment				
Digi Link (HDMI CEC 1.3)	○	○	○	○	○
TUNING					
Autom. Tuning System with country selection	full automatic sorting	full automatic sorting	full automatic sorting	full automatic sorting	full automatic sorting
Frequency Based Auto Search	●	●	●	●	●
Automatic Micro-search	●	●	●	●	●
Automatic Programming	○	○	○	○	○
Manual fine tuning	●	●	●	●	●
Direct channel selection	●	●	●	●	●
Direct frequency selection	○	○	For cable tuning can be done by entering the frequency (MHz) in digital search menu		
PAL/SECAM/BG/DK/L/L/L	●	○	●	●	●
NTSC-Playback via Scart (3.58/4.43)	●	●	●	●	●
Cable TV / Hyperband (S1-S41)	●	●	●	●	●
AUDIO					
Mono/Stereo/Nicam	● / ● / ●	● / ● / ●	● / ● / ●	● / ● / ●	● / ● / ●
AV Stereo	●	●	●	●	●
Loudspeaker	2 wide band at the front side	2 wide band at the front side	2 wide band at the front side	2 wide band at the front side	2 wide band at the front side
SRS	○	○	●	●	●
Dolby digital	○	○	○	○	○
Virtual Dolby	○	○	○	○	○
Magic Fidelity Sound System	○	○	○	○	○
Soundprojector	○	○	○	○	○
Matched Sound Delay (Lip synchronous)	○	○	○	○	○
Subwoofer	○	○	○	○	○
Dynamic Bass	●	●	●	●	●
DSP (Digital Sound Processor)	○	○	○	○	○
Balance Adjustment	●	●	●	●	●
AVL (Audio Volume Level)	●	●	●	●	●
PIP listening via Headphone jack	○	○	○	○	○
Equalizer	5 Band	5 Band	5 Band	5 Band	5 Band
Space Sound Effect	●	●	●	●	●
Audio mode	cinema, music, sport, speech, user	cinema, music, sport, speech, user	cinema, music, sport, speech, user	cinema, music, sport, speech, user	cinema, music, sport, speech, user
Audio amplifier nominal/music power (R/L)	2 x 10/20W	2 x 5/10W	2 x 10/20W	2 x 10/20W	2 x 10/20W
USB part					
Screen saver	○	○	○	○	○
Recording	○	○	●	●	●
File browser	○	○	○	○	○
Video file resolution (max.)	○	○	1920 x 1080	1920 x 1080	1920 x 1080
Supported files	○	○	.mp3, .m4a, .aac, .jpg, .bmp, .png, .mov, .mpg, .mpe, .vob, .dat, .trp, .ts, .avi, .mp4, .mkv, H264(L4.0)	.mp3, .m4a, .aac, .jpg, .bmp, .png, .3gp, .mov, .mpg, .mpe, .vob, .dat, .trp, .ts, .avi, .mp4, .mkv, H264, .txt	.mp3, .m4a, .aac, .jpg, .bmp, .png, .3gp, .mov, .mpg, .mpe, .vob, .dat, .trp, .ts, .avi, .mp4, .mkv, H264, .txt
Supported subtitles	○	○	SRT, SSA, ASS, SMI, Video SUB	SRT, SSA, ASS, SMI, Video SUB	SRT, SSA, ASS, SMI, Video SUB

	32 GLX 3002 T	32 VLC 4010 C	32 VLE 7151 C	37 VLC 7020 C	37 VLC 9040 C
DVB reception					
Fully compliant to	EN 300 744 & revised NorDig II spec (regarding DVB-T front end performance)				
Automatic/manual channel search	● / ● - AT5 type sorting & LCN type sorting				
EPG (SI based)	●	●	●	●	●
- 8 Day Electronic Programme Guide	●	●	●	●	●
- now/next	●	●	●	●	●
- scheduled	If broadcasted	If broadcasted	If broadcasted	If broadcasted	If broadcasted
- Extended Event Info	If broadcasted	If broadcasted	If broadcasted	If broadcasted	If broadcasted
- Short Event Info	If broadcasted	If broadcasted	If broadcasted	If broadcasted	If broadcasted
TV/Radio programmes	400	400	400	400	400
OSD languages	20 Languages: D, GB, F, I, E, NL, TR, DK, FIN, N, S, SI, PL, H, RUS, RO, HR, CZ, SK, BG, SER				
Parental control	○	○	○	○	○
Teletext VBI insertion	or decoding	or decoding	or decoding	or decoding	or decoding
VPS - VBI insertion	PDC based	PDC based	PDC based	PDC based	PDC based
Programme table	full automatic sorting	full automatic sorting	full automatic sorting	full automatic sorting	full automatic sorting
Factory station list	●	●	●	●	●
Embedded Conditional Access	○	○	○	○	○
Common Interface	●	●	●	●	●
CI +	○	○	○	○	○
Smart Card Reader	○	○	○	○	○
DVB-T Front end					
Tuner inputs (Hyperband)	1	1	1	1	1
Input frequency (MHz) / Loop through	177 - 862 VHF & UHF / ○	177 - 862 VHF & UHF / ○	177 - 862 VHF & UHF / ○	177 - 862 VHF & UHF / ○	177 - 862 VHF & UHF / ○
Input level / Impedance	-80 to 20/dBm / 75 Ohm	-80 to 20/dBm / 75 Ohm	-80 to 20/dBm / 75 Ohm	-80 to 20/dBm / 75 Ohm	-80 to 20/dBm / 75 Ohm
Modulation	COFDM 2/8 QPSK 16/64 QAM	COFDM 2/8 QPSK 16/64 QAM	COFDM 2/8 QPSK 16/64 QAM	COFDM 2/8 QPSK 16/64 QAM	COFDM 2/8 QPSK 16/64 QAM
FEC	1/2, 2/3, 3/4, 5/6, 7/8	1/2, 2/3, 3/4, 5/6, 7/8	1/2, 2/3, 3/4, 5/6, 7/8	1/2, 2/3, 3/4, 5/6, 7/8	1/2, 2/3, 3/4, 5/6, 7/8
Hierarchical modulation	Hierarchical - non hierarchical	Hierarchical - non hierarchical	Hierarchical - non hierarchical	Hierarchical - non hierarchical	Hierarchical - non hierarchical
DVB-C Front end					
Input frequency (MHz)	○	47 - 862 VHF & UHF	47 - 862 VHF & UHF	47 - 862 VHF & UHF	47 - 862 VHF & UHF
Input level / Impedance	○	47 - 70dbµV / 75 Ohm	47 - 70dbµV / 75 Ohm	47 - 70dbµV / 75 Ohm	47 - 70dbµV / 75 Ohm
Demodulation / Symbol rate Ms/s	○	QAM 16/32/64/128/256 demodulation support (EN 300 429) 4.0...7.2 Msymbols/s			
Video Decoder					
MPEG profiles	MP@ML	MP@ML	MP@ML, MP@HL, MPEG4 AVC H.264 HP@L4.0		
Resolution	720 x 576	720 x 576	576i, 576p, 720p, 1080i, 1080p	576i, 576p, 720p, 1080i, 1080p	576i, 576p, 720p, 1080i, 1080p
OSD colors	Fitting to TV-OSD	Fitting to TV-OSD	Fitting to TV-OSD	Fitting to TV-OSD	Fitting to TV-OSD
Picture formats	4:3, 16:9, pan scan, letter box	4:3, 16:9, pan scan, letter box	4:3, 16:9, pan scan, letter box	4:3, 16:9, pan scan, letter box	4:3, 16:9, pan scan, letter box
Audio Decoder					
Profiles	MPEG 2 layer I & II	MPEG 2 layer I & II	MPEG4, MPEG 1 layer I & II	MPEG4, MPEG 1 layer I & II	MPEG4, MPEG 1 layer I & II
AC 3 Decoding	○	○	○	○	○
AC 3 Output	SP/DIF	SP/DIF	SP/DIF	SP/DIF	SP/DIF
Modes	Mono, Dual Mono, Stereo, Joint Stereo				
Software					
Service information processing	Dynamic PMT	Dynamic PMT	Dynamic PMT	Dynamic PMT	Dynamic PMT
DVB subtitles	●	●	●	●	●
Over air download (OTA)	DVB enhanced profile	DVB enhanced profile	DVB enhanced profile	DVB enhanced profile	DVB enhanced profile
Navigator	via menu	via menu	via menu	via menu	via menu
API	○	○	○	○	○
Last station memory	from stand-by, as TV	from stand-by, as TV	from stand-by, as TV	from stand-by, as TV	from stand-by, as TV
Favorite mode	4x free	4x free	4x free	4x free	4x free
Timer / Sleep timer	○	○	○	○	○
Clock	○	○	○	○	○
Volume	○	○	○	○	○
Mute function	●	●	●	●	●
Swap function	●	●	●	●	●
POWER SUPPLY / CABINET					
Power voltage	230V, 50Hz; in accordance to IEC 65	230V, 50Hz; in accordance to IEC 65	230V, 50Hz; in accordance to IEC 65	230V, 50Hz; in accordance to IEC 65	230V, 50Hz; in accordance to IEC 65
Range of regulation	140V - 265V	140V - 265V	140V - 265V	140V - 265V	140V - 265V
Integrated supply	●	●	●	●	●
Plug-in AC adaptor	○	○	○	○	○
Power consumption	110W, standby 0.6W in accordance to IEC 62087-2002	110W, standby 0.6W in accordance to IEC 62087-2002	85W, standby 0.38W in accordance to IEC 62087-2002	170W, standby <1W in accordance to IEC 62087-2002	170W, standby <1W in accordance to IEC 62087-2002
Cabinet (WxHxD, cm)	78.9 x 51.8 x 8.1cm	78.9 x 51.8 x 8.1cm	76.3 x 48.7 x 4.3cm	94.2 x 60.0 x 8.9cm	91.2 x 61.9 x 8.9cm
Cabinet with stand (WxHxD, cm)	78.9 x 56.4 x 20.6cm	78.9 x 56.4 x 20.6cm	76.3 x 53.5 x 21.0cm	91.2 x 64.3 x 25.0cm	91.2 x 66.3 x 25.0cm
Weight	ca. 11kg	ca. 11kg	ca. 14kg	ca. 15.8kg	ca. 18.9kg
FRONT PANEL CONNECTIONS					
HDMI	○	○	○	○	○
Headphones	○	○	○	○	○
Cinch-AV socket	○	○	○	○	○
S-Video	○	○	○	○	○
REAR PANEL CONNECTIONS					
Euro-AV-Socket AV1	Full wired	Full wired	Full wired	Full wired	Full wired
Euro-AV Socket AV2	○	○	○	○	○
Euro-AV Socket AV3	○	○	○	○	○
S-Video	○	○	Hosiden	Hosiden	Hosiden
Camera-AV	○	○	3x Cinch socket in	3x Cinch socket in	3x Cinch socket in
Wireless	○	○	○	○	○
YUV input / progressive	○	○	Video-in: 3 x Cinch Audio-in: 2 x Cinch	Video-in: 3 x Cinch Audio-in: 2 x Cinch	Video-in: 3 x Cinch Audio-in: 2 x Cinch
PC-input	○	○	WXGA	WXGA	WXGA
PC-Audio in	○	○	○	○	○
DVI	○	○	○	○	○
HDMI	1x	1x	3x	3x	4x
HD ready including HDCP	via HDMI	via HDMI	via HDMI	via HDMI	via HDMI
Common Interface	1 slot	1 slot	1 slot	1 slot	1 slot
Headphones	○	○	3.5mm jack	3.5mm jack	3.5mm jack
Digital Audio out coaxial (SPDIF)	○	○	●	●	●
Digital Audio out optical (SPDIF)	○	○	○	○	○
Video out	○	○	○	○	○
Audio out	○	○	○	○	○
USB	○	○	2 x USB 2.0	USB 2.0	USB 2.0
Antenna for terrestrial reception	1 x Coaxial-socket for TV-tuner-in, according to DIN 45325				
DC-connector	○	○	○	○	○
Power supply plug	●	●	●	●	●
SUPPLIED ACCESSORIES					
Remote control (incl. battery)	RC 23	RC 23	TP 3 black (RC5)	TP 3 black (RC5)	TP 3 black (RC5)
Power cord	non grounded	non grounded	grounded	grounded	non grounded
Cables	○	○	○	○	○
Instruction manual	●	●	●	●	●
Circuit diagram	○	○	○	○	○
Wall fixture	Prepared for VESA standard adaptor 200 x 200	Prepared for VESA standard adaptor 200 x 200	Prepared for VESA standard adaptor 200 x 100 swivel type	Prepared for VESA standard adaptor 200 x 200	Prepared for VESA standard adaptor 200 x 200 swivel type
Stand	●	●	●	●	●
Cleaning tissue	○	○	○	○	○

Technische Daten / Technical Data

	40 VLE 6140 C	40 VLE 7020 C	42 VLC 7020 C	New York 40 CI+	Vision ECO 32-6943 T
Order No.	GBJ4040	GBJ5240	GBI5042	GBI9440/GBI9340	GBH7632
Product Code	JSP	JSQ	HWQ	JBQ, JBR	GSF
Destination	D, A	CE	Nordic	D, A - Nordic	Nordic
Approbations	CE		CE	CE	CE
IM-Languages	D,GB	D,GB	NOR: Se, No, Dk, Fi, Cro, D, El FR: Fr, Es, Pt, Ni, Ee	D,GB	DK,N,S
IM-Languages 2				SE, NO, FI, DK	
Remote control	TP 3 black (RC5)	TP 3 black (RC5)	TP 3 black (RC5)	TP3 & Comfort Remote (Black)	TP 3 black (RC5)
EAN	40 13833-62489 9	40 13833-62551 3	40 13833-62268 0	40 13833-62322 9 / -62321 2	40 13833-61959 8
Color	Glossy Black	Glossy Black / Silver	Glossy Black	Silver/ Black	glossy black
DISPLAY					
Panel	40" / 102cm	40" / 102cm	42" / 107cm	40" / 102cm	32" / 80cm
Backlight	EDGE LED	EDGE LED	CCFL	EDGE LED	CCFL
Wide-screen format	●	●	●	●	●
Response time	6ms	6ms	5ms	6ms	8ms
Brightness	450 cd/m2	450 cd/m2	500 cd/m2	450 cd/m2	470 cd/m2
Contrast ratio (Panel)	5.000:1	5.000:1	1.400:1	5.000:1	3.000:1
Dynamic contrast	45.000:1	45.000:1	40.000:1	45.000:1	20.000:1
Viewing angle vertical/horizontal, ca. °	178/178	178/178	178/178	178/178	178/178
Physical display resolution max. pixel	WUXGA 1920 x 1080 (full HD)	WUXGA 1920 x 1080 (full HD)	WUXGA 1920 x 1080 (full HD)	WUXGA 1920 x 1080 (full HD)	WXGA 1366 x 768 (HD Ready)
PICTURE					
Motion Picture Improvement	○	○	○	○	○
Motion Adaptive Deinterlacing	3D DeInterlacer	3D DeInterlacer	3D DeInterlacer	3D DeInterlacer	3D DeInterlacer
Natural view HD Reference	○	○	○	○	○
Full HD	●	●	●	●	●
24p	○	○	○	○	○
HD-TV 1080p	●	●	●	●	●
Line Flicker Reduction	●	●	●	●	●
Digital Color Transition Improv. (DCTI)	●	●	●	●	●
Digital Comfilter	3D	3D	3D	3D	3D
Digital Luminance Transition Improv. (DLTI)	●	●	●	●	●
Picture Noise Reduction	●	●	●	●	●
Preset picture modes	user, vivid, natural, movie, sports	user, vivid, natural, movie, sports	user, vivid, natural, movie, sports	user, vivid, natural, movie, sports	user, vivid, natural, movie, sports
Aspect ratios (Format switching)	Auto (WSS), 4:3 / 16:9 / 14:9 / LetterBox / Subtitle / Panorama				
Blackline detection	○	○	○	○	○
PIP	○	○	○	○	○
Multifold Tuner scan (Mosaic Picture)	○	○	○	○	○
PAT: Split screen (PICTURE + TEXT)	●	●	●	●	●
PAP: Double Window (PICT. + PICT.)	○	○	○	○	○
P²AT: Double Window + TXT	○	○	○	○	○
POP: PICTURE on PICTURE	○	○	○	○	○
Picture freezing	●	●	●	●	●
Zoom with point function	●	●	●	●	●
Auto 16:9 selection via Scart	●	●	●	●	●
Sharpness control	●	●	●	●	●
Blue Background	●	●	●	●	●
CHASSIS					
TV-Chassis	SU	SU	SU	SU	SU
Progressive	○	○	○	○	○
Tuner	PLL frequency synthesizer tuning	PLL frequency synthesizer tuning	PLL frequency synthesizer tuning	PLL frequency synthesizer tuning	PLL frequency synthesizer tuning
Scaler	Sapphire 1+	Sapphire 1+	Sapphire 1+	Sapphire 1+	Sapphire 1+
Keyboard	7 keys: +/- Programm, Source / Menu, +/- Volume, stand-by				
ELECTRONIC					
Stand by indicator	blue LED	blue LED	blue LED	blue LED	blue LED
EPG (Electronic Programme Guide)	7 days via DVB-T, DVB-C	7 days via DVB-T, DVB-C	7 days via DVB-T, DVB-C	7 days via DVB-T, DVB-C	7 days via DVB-T
Easy Dialog	○	○	○	○	○
Megalogic	○	○	○	○	○
Manual & autom. labeling of prog.	●	●	●	●	●
Programmable off timer	●	●	●	●	●
Programmable on timer	●	●	●	●	●
Intelligent channel search (Zapping funct.)	●	●	●	●	●
Programme Edit	●	●	●	●	●
Intelligent Programme Switch	○	○	○	○	○
Programme memory TV/AV (opt.)	100 Analog / 400 Digital / AV	100 Analog / 400 Digital / AV	100 Analog / 400 Digital / AV	100 Analog / 400 Digital / AV	100 Analog / 400 Digital / AV
Teletext/Fasttext/Toptext	● / ● / ●	● / ● / ●	● / ● / ●	● / ● / ●	● / ● / ●
Teletext options	1000 pages	250 pages	1000 pages	1000 pages	1000 pages
Childlock	●	●	●	●	●
Menue languages OSD	24 languages, D, GB, F, I, E, P, NL, DK, S, FIN, N, TR, GR, PL, CZ, SK, SLO, H, RUS, RO, BG, HR, LT, EE				
OSD-style	OEM-style with Grundig look	OEM-style with Grundig look	OEM-style with Grundig look	OEM-style with Grundig look	OEM-style with Grundig look
Service mode	●	●	●	●	●
Game mode	presets (user changeable) for sound and picture in HDMI-, Component- and PC-mode				
Hotel mode	Simple hotel mode possible via service adjustment				
Digi Link (HDMI CEC 1.3)	○	○	○	○	○
TUNING					
Autom. Tuning System with country selection	full automatic sorting	full automatic sorting	full automatic sorting	full automatic sorting	full automatic sorting
Frequency Based Auto Search	●	●	●	●	●
Automatic Micro-search	●	●	●	●	●
Automatic Programming	○	○	○	○	○
Manual fine tuning	●	●	●	●	●
Direct channel selection	●	●	●	●	●
Direct frequency selection	For cable tuning can be done by entering the frequency (MHz) in digital search menu				
PAL/SECAM/BG/DK/L/L/L	●	●	●	●	●
NTSC-Playback via Scart (3.58/4.43)	●	●	●	●	●
Cable TV / Hyperband (S1-S41)	●	●	●	●	●
AUDIO					
Mono/Stereo/Nicam	● / ● / ●	● / ● / ●	● / ● / ●	● / ● / ●	● / ● / ●
AV Stereo	●	●	●	●	●
Loudspeaker	2 wide band at the front side	2 wide band at the front side	2 wide band at the front side	2 wide band at the front side	2 wide band at the front side
SRS	●	●	●	●	○
Dolby digital	●	●	●	●	●
Virtual Dolby	○	○	○	○	○
Magic Fidelity Sound System	○	○	○	○	○
Soundprojector	○	○	○	○	○
Matched Sound Delay (Lip synchronous)	○	○	○	○	○
Subwoofer	○	○	○	○	○
Dynamic Bass	●	●	●	●	●
DSP (Digital Sound Processor)	○	○	○	○	○
Balance Adjustment	●	●	●	●	●
AVL (Audio Volume Level)	●	●	●	●	●
PIP listening via Headphone jack	○	○	○	○	○
Equalizer	5 Band	5 Band	5 Band	5 Band	5 Band
Space Sound Effect	●	●	●	●	●
Audio mode	cinema, music, sport, speech, user	cinema, music, sport, speech, user	cinema, music, sport, speech, user	cinema, music, sport, speech, user	cinema, music, sport, speech, user
Audio amplifier nominal/music power (R/L)	2 x 10/20W	2 x 10/20W	2 x 10/20W	2 x 10/20W	2 x 10/20W
USB part					
Screen saver	○	○	○	○	○
Recording	●	●	●	●	●
File browser	●	●	●	●	●
Video file resolution (max.)	1920 x 1080	1920 x 1080	1920 x 1080	1920 x 1080	1920 x 1080
Supported files	.mp3, .m4a, .aac, .jpg, .bmp, .png, .3gp, .mov, .mpg, .mpe, .vob, .dat, .trp, .ts, .avi, .mp4, .mkv, H264, .txt	.mp3, .m4a, .aac, .jpg, .bmp, .png, .3gp, .mov, .mpg, .mpe, .vob, .dat, .trp, .ts, .avi, .mp4, .mkv, H264, .txt	.mp3, .m4a, .aac, .jpg, .bmp, .png, .3gp, .mov, .mpg, .mpe, .vob, .dat, .trp, .ts, .avi, .mp4, .mkv, H264, .txt	.mp3, .m4a, .aac, .jpg, .bmp, .png, .3gp, .mov, .mpg, .mpe, .vob, .dat, .trp, .ts, .avi, .mp4, .mkv, H264, .txt	.mp3, .m4a, .aac, .jpg, .bmp, .png, .3gp, .mov, .mpg, .mpe, .vob, .dat, .trp, .ts, .avi, .mp4, .mkv, H264, .txt
Supported subtitles	SRT, SSA, ASS, SMI, Video SUB	SRT, SSA, ASS, SMI, Video SUB	SRT, SSA, ASS, SMI, Video SUB	SRT, SSA, ASS, SMI, Video SUB	SRT, SSA, ASS, SMI, Video SUB

	40 VLE 6140 C	40 VLE 7020 C	42 VLC 7020 C	New York 40 CI+	Vision ECO 32-6943 T
DVB reception					
Fully compliant to	EN 300 744 & revised NorDig II spec (regarding DVB-T front end performance)				
Automatic/manual channel search	● / ● - AFS type sorting & LCN type sorting				
EPG (SI based)	●	●	●	●	●
- 8 Day Electronic Programme Guide	●	●	●	●	●
- now/next	●	●	●	●	●
- scheduled	If broadcasted	If broadcasted	If broadcasted	If broadcasted	If broadcasted
- Extended Event Info	If broadcasted	If broadcasted	If broadcasted	If broadcasted	If broadcasted
- Short Event Info	If broadcasted	If broadcasted	If broadcasted	If broadcasted	If broadcasted
TV/Radio programmes	400	400	400	400	400
OSD languages	20 Languages: D, GB, F, I, E, NL, TR, DK, FIN, N, S, SI, PL, H, RUS, RO, HR, CZ, SK, BG, SER				
Parental control	○	○	○	○	○
Teletext VBI insertion	or decoding	or decoding	or decoding	or decoding	or decoding
VPS - VBI insertion	PDC based	PDC based	PDC based	PDC based	PDC based
Programme table	full automatic sorting	full automatic sorting	full automatic sorting	full automatic sorting	full automatic sorting
Factory station list	●	●	●	●	●
Embedded Conditional Access	○	○	○	○	○
Common Interface	●	●	●	●	●
CI +	○	○	○	○	○
Smart Card Reader	○	○	○	○	○
DVB-T Front end					
Tuner inputs (Hyperband)	1	1	1	1	1
Input frequency (MHz) / Loop through	177 - 862 VHF & UHF / ○	177 - 862 VHF & UHF / ○	177 - 862 VHF & UHF / ○	177 - 862 VHF & UHF / ○	177 - 862 VHF & UHF / ○
Input level / Impedance	-80 to 20/dBm / 75 Ohm	-80 to 20/dBm / 75 Ohm	-80 to 20/dBm / 75 Ohm	-80 to 20/dBm / 75 Ohm	-80 to 20/dBm / 75 Ohm
Modulation	COFDM 2/8 QPSK 16/64 QAM	COFDM 2/8 QPSK 16/64 QAM	COFDM 2/8 QPSK 16/64 QAM	COFDM 2/8 QPSK 16/64 QAM	COFDM 2/8 QPSK 16/64 QAM
FEC	1/2, 2/3, 3/4, 5/6, 7/8	1/2, 2/3, 3/4, 5/6, 7/8	1/2, 2/3, 3/4, 5/6, 7/8	1/2, 2/3, 3/4, 5/6, 7/8	1/2, 2/3, 3/4, 5/6, 7/8
Hierarchical modulation	Hierarchical - non hierarchical	Hierarchical - non hierarchical	Hierarchical - non hierarchical	Hierarchical - non hierarchical	Hierarchical - non hierarchical
DVB-C Front end					
Input frequency (MHz)	47 - 862 VHF & UHF	47 - 862 VHF & UHF	47 - 862 VHF & UHF	47 - 862 VHF & UHF	○
Input level / Impedance	47 - 70dbµV / 75 Ohm	47 - 70dbµV / 75 Ohm	47 - 70dbµV / 75 Ohm	47 - 70dbµV / 75 Ohm	○
Demodulation / Symbol rate Ms/s	QAM 16/32/64/128/256 demodulation support (EN 300 429) 4,0...7,2 Msymbols/s				
Video Decoder					
MPEG profiles	MP@ML, MP@HL, MPEG4 AVC H.264 HP@L4.0				
Resolution	576i, 576p, 720p, 1080i, 1080p	576i, 576p, 720p, 1080i, 1080p	576i, 576p, 720p, 1080i, 1080p	576i, 576p, 720p, 1080i, 1080p	576i, 576p, 720p, 1080i
OSD colors	Fitting to TV-OSD	Fitting to TV-OSD	Fitting to TV-OSD	Fitting to TV-OSD	Fitting to TV-OSD
Picture formats	4:3, 16:9, pan scan, letter box	4:3, 16:9, pan scan, letter box	4:3, 16:9, pan scan, letter box	4:3, 16:9, pan scan, letter box	4:3, 16:9, pan scan, letter box
Audio Decoder					
Profiles	MPEG4, MPEG 1 layer I & II	MPEG4, MPEG 1 layer I & II	MPEG4, MPEG 1 layer I & II	MPEG4, MPEG 1 layer I & II	MPEG4, MPEG 1 layer I & II
AC 3 Decoding	○	○	○	○	○
AC 3 Output	SP/DIF	SP/DIF	SP/DIF	SP/DIF	SP/DIF
Modes	Mono, Dual Mono, Stereo, Joint Stereo				
Software					
Service information processing	Dynamic PMT	Dynamic PMT	Dynamic PMT	Dynamic PMT	Dynamic PMT
DVB subtitles	●	●	●	●	●
Over air download (OTA)	DVB enhanced profile	DVB enhanced profile	DVB enhanced profile	DVB enhanced profile	DVB enhanced profile
Navigator	via menu	via menu	via menu	via menu	via menu
API	○	○	○	○	○
Last station memory	from stand-by, as TV	from stand-by, as TV	from stand-by, as TV	from stand-by, as TV	from stand-by, as TV
Favorite mode	4x free	4x free	4x free	4x free	4x free
Timer / Sleep timer	○	○	○	○	○
Clock	○	○	○	○	○
Volume	○	○	○	○	○
Mute function	●	●	●	●	●
Swap function	●	●	●	●	●
POWER SUPPLY / CABINET					
Power voltage	230V, 50Hz; in accordance to IEC 65	230V, 50Hz; in accordance to IEC 65	230V, 50Hz; in accordance to IEC 65	230V, 50Hz; in accordance to IEC 65	230V, 50Hz; in accordance to IEC 65
Range of regulation	140V - 265V	140V - 265V	140V - 265V	140V - 265V	140V - 265V
Integrated supply	●	●	●	●	●
Plug-in AC adaptor	○	○	○	○	○
Power consumption	63W, standby 0,2W in accordance to IEC 62087-2002	63W, standby 0,2W in accordance to IEC 62087-2002	210W, standby < 1W in accordance to IEC 62087-2002	106W, standby 0,2W in accordance to IEC 62087-2002	69W, standby < 0,1W (ECO standby) in accordance to IEC 62087-2002
Cabinet (WxHxD, cm)	96,9x61,8x4,3cm	96,9x61,8x4,3cm	101,8x70,2x11,5cm	96,9x61,8x4,3cm	80,0x55,2x11,0cm
Cabinet with stand (WxHxD, cm)	96,9x67,0x22,4cm	96,9x67,0x22,4cm	101,8x80,0x29,7cm	96,9x67,0x22,4cm	80,0x59,4x20,0cm
Weight	ca. 20,2kg	ca. 20,2kg	ca. 23,2kg	ca. 20,2kg	ca. 11,8kg
FRONT PANEL CONNECTIONS					
HDMI	○	○	○	○	○
Headphones	○	○	○	○	○
Cinch-AV socket	○	○	○	○	○
S-Video	○	○	○	○	○
REAR PANEL CONNECTIONS					
Euro-AV-Socket AV1	Full wired	Full wired	Full wired	Full wired	Full wired
Euro-AV Socket AV2	○	○	○	○	○
Euro-AV Socket AV3	○	○	○	○	○
S-Video	Hosiden	Hosiden	Hosiden	Hosiden	Hosiden
Camera-AV	3x Cinch socket in	3x Cinch socket in	3x Cinch socket in	3x Cinch socket in	3x Cinch socket in
Wireless	○	○	○	○	○
YUV input / progressive	Video-in: 3 x Cinch Audio-in: 2 x Cinch	Video-in: 3 x Cinch Audio-in: 2 x Cinch	Video-in: 3 x Cinch Audio-in: 2 x Cinch	Video-in: 3 x Cinch Audio-in: 2 x Cinch	Video-in: 3 x Cinch Audio-in: 2 x Cinch
PC-input	WXGA	WXGA	WXGA	WXGA	WXGA
PC-Audio in	●	●	●	●	●
DVI	○	○	○	○	○
HDMI	3x	3x	3x	4x	3x
HD ready including HDCP	via HDMI	via HDMI	via HDMI	via HDMI	via HDMI
Common Interface	1 slot	1 slot	1 slot	1 slot	1 slot
Headphones	3.5mm jack	3.5mm jack	3.5mm jack	3.5mm jack	3.5mm jack
Digital Audio out coaxial (SPDIF)	●	●	●	●	●
Digital Audio out optical (SPDIF)	○	○	○	○	○
Video out	○	○	○	○	○
Audio out	○	○	○	○	○
USB	USB 2.0	USB 2.0	USB 2.0	USB 2.0	USB 2.0
Antenna for terrestrial reception	1 x Coaxial-socket for TV-tuner-in, according to DIN 45325				
DC-connector	○	○	○	○	○
Power supply plug	●	●	●	●	●
SUPPLIED ACCESSORIES					
Remote control (incl. battery)	TP 3 black (RC5)	TP 3 black (RC5)	TP 3 black (RC5)	TP 3 black (RC5) & Comfort Remote	TP 3 black (RC5)
Power cord	grounded	grounded	grounded	grounded	non grounded
Cables	○	○	○	○	○
Instruction manual	○	○	○	○	○
Circuit diagram	○	○	○	○	○
Wall fixture	Prepared for VESA standard adaptor 400 x 400	Prepared for VESA standard adaptor 400 x 400	Prepared for VESA standard adaptor 200 x 200	Prepared for VESA standard adaptor 400 x 400	Prepared for VESA standard adaptor 200 x 200
Stand	swivel type	swivel type	●	swivel type glass stand	●
Cleaning tissue	●	●	●	●	●

Service- und Sonderfunktionen

Tastenfunktionen TP3 und RC23 ()

- i (M) Aufrufen/Beenden des Info-Menüs /
Beenden des Service Mode
- ^ v (▲ ▼) Menü-Zeile (Menüpunkt) wählen
- (OK) Aufrufen der Menüs
- <> (◀▶) Wert ändern
- Z (←) Untermenü: Zurück zum Hauptmenü
Hauptmenü: Beenden des Service Mode

Service-Mode aktivieren

- Taste i (Info) drücken.
- Zahlenfolge 8500 eingeben.

Service-Mode beenden

- Taste i drücken.

1. Grundeinstellwerte

Service and Special Functions

Functions of the buttons TP3 and RC23 ()

- i (M) Call up/exit the Info menu /
exit the Service Mode
- ^ v (▲ ▼) Call up the dialogue line (point of menu)
- (OK) Call up the Menus
- <> (◀▶) Changing the settings
- Z (←) Submenu: Back to main menu
Main menu: Exit the Service Mode

Calling up the Service Mode

- Press button i (Info).
- Enter the code number 8500.

Exit the Service Mode

- Press button i.

1. Basic Settings

Menü ^ v (▲ ▼)	Menüpunkt Point of Menu ● (OK)	Einstellung Adjustment <> (◀▶)	32 GLX 3002 T	32 VLC 4010 C	32 VLE 7151 C	37 VLC 7020 C	37 VLC 9040 C	Hinweis Hint	
OPTIONS 0	STANDBY	CUSTOMER	X	X	X	X	X	Netz-Ein / Power on -> Standby	
		FACTORY						Netz-Ein / Power on -> Programm 1	
	TEXT	FAST TOP/ FAST/TOP/NONE	FAST TOP	FAST TOP	FAST TOP	FAST TOP	FAST TOP		
	TEXT PAGE	10/250/1000	1000	1000	1000	1000	1000		
	* TUNER		Eingebauten Tuner wählen / Select used tuner						
	Plug Play	ON	ATS Reset: Netz ein -> Automatischer Sendersuchlauf / Power on -> automatic programme search						
		OFF	X	X	X	X	X		
	HDCP Verify		prüft HDCP in prüft HDCP in prüft HDCP in prüft HDCP in prüft HDCP in EEPROM / verifies HDCP in EEPROM						
	CIPLUS Verify								
	* 0.1 Watt	Ein/Aus	Aus	Aus	Aus	Aus	Aus		
OPTIONS 1	DVB Type	DVB-T	X						
		DVB-T + DVB-C		X	X	X	X		
	Fact. Channel List	DVB-T, DVB-C	DVB-T	DVB-T	DVB-T	DVB-T	DVB-T		
	OSD Selection	GRUNDIG/OEM	GRUNDIG	GRUNDIG	GRUNDIG	GRUNDIG	GRUNDIG	Service Code: GRUNDIG 8500 / OEM 9301	
	Blue Back	ON/OFF	OFF	OFF	ON	ON	ON		
	Panorama	AVAIL/NAVAIL	AVAIL	AVAIL	AVAIL	AVAIL	AVAIL		
	* Remote		Fernbedienung wählen / Select used remote control						
	Keypad	JOYSTICK							
		TOUCH BUTTON							
		6 BUTTON+1STD	X	X	X	X	X		
Hotel	AVAIL/NAVAIL	NAVAIL	NAVAIL	NAVAIL	NAVAIL	NAVAIL	Hotel-Mode		
Hotel Volume	0...100	50	50	50	50	50	Max. Lautstärke im Hotel-Mode Hotel mode - volume maximum		
Hotel First Power	Power ON/Standby	Standby	Standby	Standby	Standby	Standby	Netz Ein -> TV schaltet ein Power on -> TV is switching on		
7 Segment Display	AVAIL/NAVAIL	NAVAIL	NAVAIL	NAVAIL	NAVAIL	NAVAIL			
Eco TV	ON/OFF	OFF	OFF	OFF	OFF	OFF			
* PVR-Dateisystem	ON/OFF	OFF	OFF	ON	OFF	ON			
OPTIONS 2	PC	AVAIL/NAVAIL	NAVAIL	NAVAIL	AVAIL	AVAIL	AVAIL		
	HDMI 1	AVAIL/NAVAIL	AVAIL	AVAIL	AVAIL	AVAIL	AVAIL		
	HDMI 2	AVAIL/NAVAIL	NAVAIL	NAVAIL	AVAIL	AVAIL	AVAIL		
	HDMI 3	AVAIL/NAVAIL	NAVAIL	NAVAIL	AVAIL	AVAIL	AVAIL		
	HDMI 4	AVAIL/NAVAIL	NAVAIL	NAVAIL	NAVAIL	NAVAIL	AVAIL		
	AV	AVAIL/NAVAIL	NAVAIL	NAVAIL	AVAIL	AVAIL	AVAIL	Audio/Video-Eingang / Input	
	S-Video	AVAIL/NAVAIL	NAVAIL	NAVAIL	AVAIL	AVAIL	AVAIL	S-Video-Eingang / Input	
	Scart	AVAIL/NAVAIL	AVAIL	AVAIL	AVAIL	AVAIL	AVAIL		
	YPBPR	AVAIL/NAVAIL	NAVAIL	NAVAIL	AVAIL	AVAIL	AVAIL		
* USB	AVAIL/NAVAIL	NAVAIL	NAVAIL	AVAIL	AVAIL	AVAIL			
SOUND OPTIONS	L	AVAIL/NAVAIL	AVAIL	AVAIL	AVAIL	AVAIL	AVAIL		
	Headphone	AVAIL/NAVAIL	NAVAIL	NAVAIL	AVAIL	AVAIL	AVAIL	Kopfhörer / Headphone	
	* ATS	AVAIL/NAVAIL	AVAIL	AVAIL	AVAIL	AVAIL	AVAIL	Autom. Programmsortierung nach Suchlauf Autom. programme sorting at autoprogram operation	
	* SRS TruSurround XT	AVAIL/NAVAIL	NAVAIL	NAVAIL	AVAIL	AVAIL	AVAIL		
	HIDEV MONO	AVAIL/NAVAIL	NAVAIL	NAVAIL	NAVAIL	NAVAIL	NAVAIL		
Line Out	AVAIL/NAVAIL	NAVAIL	NAVAIL	NAVAIL	NAVAIL	NAVAIL			
IF SET- TINGS	AGC VHF	0...31	9	9	9	9	9		
	AGV UHF	0...31	10	10	10	10	10		
	AGC LPRIME	0...31	10	10	10	10	10		

* Abhängig von der Software / dependend of software

Alle weiteren Menüs werden über die Gerätesoftware programmiert und dürfen nicht verstellt werden.
All other menus are programmed by the software of the set and must not be adjusted.

Menü ▲▼ (▲▼)	Menüpunkt Point of Menu ● (OK)	Einstellung Adjustment <> (◀▶)	40 VLE 6140 C	40 VLE 7020 C	42 VLC 7020 C	New York 40 CI+	Vision ECO 32-6943 T	Hinweis Hint	
OPTIONS 0	STANDBY	CUSTOMER	X	X	X	X	X	Netz-Ein / Power on → Standby	
		FACTORY						Netz-Ein / Power on → Programm 1	
	TEXT	FAST TOP/ FAST/TOP/NONE	FAST TOP	FAST TOP	FAST TOP	FAST TOP	FAST TOP		
	TEXT PAGE	10/250/1000	1000	250	1000	1000	1000		
	* TUNER		Eingebauten Tuner wählen / Select used tuner						
	Plug Play	ON	ATS Reset: Netz ein → Automatischer Sendersuchlauf / Power on → automatic programme search						
		OFF	X	X	X	X	X		
	HDCP Verify		prüft HDCP im EEPROM / verifies HDCP in EEPROM						
	CIPLUS Verify								
	* 0.1 Watt	Ein/Aus	Aus	Aus	Aus	Aus	Aus		
DVB Type	DVB-T						X		
	DVB-T + DVB-C	X	X	X	X				
Fact. Channel List	DVB-T, DVB-C	DVB-T	DVB-T	DVB-T	DVB-T	DVB-T	DVB-T		
OSD Selection	GRUNDIG/OEM	GRUNDIG	GRUNDIG	GRUNDIG	GRUNDIG	GRUNDIG	GRUNDIG	Service Code: GRUNDIG 8500 / OEM 9301	
OPTIONS 1	Blue Back	ON/OFF	ON	ON	ON	ON	ON		
	Panorama	AVAIL/NAVAIL	AVAIL	AVAIL	AVAIL	AVAIL	AVAIL		
	* Remote		Fernbedienung wählen / Select used remote control						
	Keypad	JOYSTICK							
		TOUCH BUTTON							
		6 BUTTON+1STD	X	X	X	X	X		
	Hotel	AVAIL/NAVAIL	NAVAIL	NAVAIL	NAVAIL	NAVAIL	NAVAIL	Hotel-Mode	
	Hotel Volume	0...100	50	50	50	50	50	Max. Lautstärke im Hotel-Mode Hotel mode – volume maximum	
	Hotel First Power	Power ON/Standby	Standby	Standby	Standby	Standby	Standby	Netz Ein → TV schaltet ein Power on → TV is switching on	
	7 Segment Display	AVAIL/NAVAIL	NAVAIL	NAVAIL	NAVAIL	NAVAIL	NAVAIL		
Eco TV	ON/OFF	OFF	OFF	OFF	OFF	OFF			
* PVR-Dateisystem	ON/OFF	ON	ON	OFF	ON	OFF			
OPTIONS 2	PC	AVAIL/NAVAIL	AVAIL	AVAIL	AVAIL	AVAIL	AVAIL		
	HDMI 1	AVAIL/NAVAIL	AVAIL	AVAIL	AVAIL	AVAIL	AVAIL		
	HDMI 2	AVAIL/NAVAIL	AVAIL	AVAIL	AVAIL	AVAIL	AVAIL		
	HDMI 3	AVAIL/NAVAIL	AVAIL	AVAIL	AVAIL	AVAIL	AVAIL		
	HDMI 4	AVAIL/NAVAIL	NAVAIL	NAVAIL	NAVAIL	AVAIL	NAVAIL		
	AV	AVAIL/NAVAIL	AVAIL	AVAIL	AVAIL	AVAIL	AVAIL	Audio/Video-Eingang / Input	
	S-Video	AVAIL/NAVAIL	AVAIL	AVAIL	AVAIL	AVAIL	AVAIL	S-Video-Eingang / Input	
	Scart	AVAIL/NAVAIL	AVAIL	AVAIL	AVAIL	AVAIL	AVAIL		
	YPBPR	AVAIL/NAVAIL	AVAIL	AVAIL	AVAIL	AVAIL	AVAIL		
	* USB	AVAIL/NAVAIL	AVAIL	AVAIL	AVAIL	AVAIL	AVAIL		
SOUND OPTIONS	L	AVAIL/NAVAIL	AVAIL	AVAIL	AVAIL	AVAIL	AVAIL		
	Headphone	AVAIL/NAVAIL	AVAIL	AVAIL	AVAIL	AVAIL	AVAIL	Kopfhörer / Headphone	
	* ATS	AVAIL/NAVAIL	AVAIL	AVAIL	AVAIL	AVAIL	AVAIL	Autom. Programmsortierung nach Suchlauf Autom. programme sorting at autoprogram operation	
	* SRS TruSurround XT	AVAIL/NAVAIL	AVAIL	AVAIL	AVAIL	AVAIL	AVAIL		
	HIDEV MONO	AVAIL/NAVAIL	NAVAIL	NAVAIL	NAVAIL	NAVAIL	NAVAIL		
	Line Out	AVAIL/NAVAIL	NAVAIL	NAVAIL	NAVAIL	NAVAIL	NAVAIL		
IF- SET- TINGS	AGC VHF	0...31	9	9	9	9	9		
	AGV UHF	0...31	10	10	10	10	10		
	AGC LPRIME	0...31	10	10	10	10	10		

* Abhängig von der Software / dependend of software

Alle weiteren Menüs werden über die Gerätesoftware programmiert und dürfen nicht verstellt werden.
All other menus are programmed by the software of the set and must not be adjusted.

2. Software-Versionsnummer

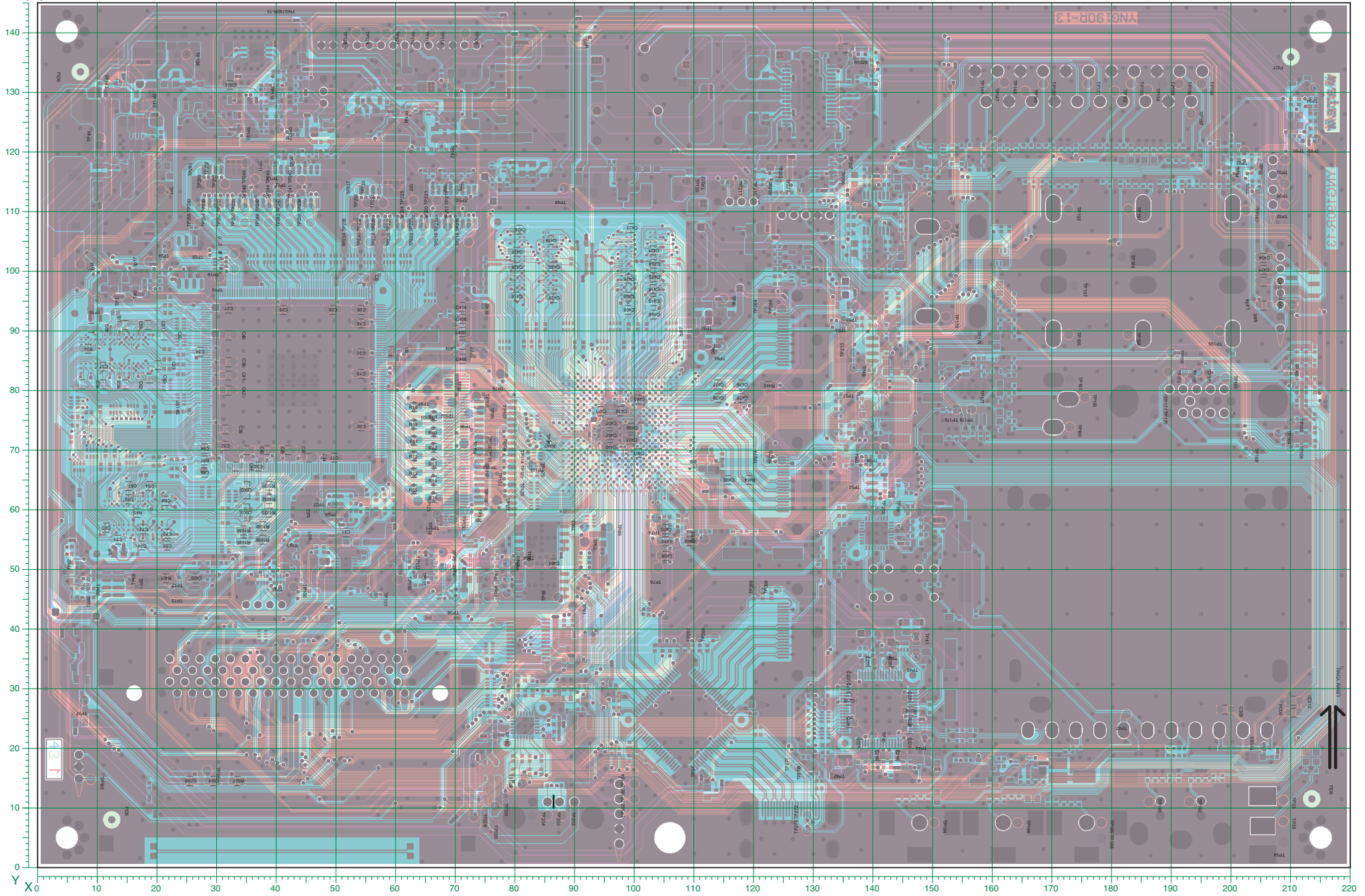
Die Software-Versionsnummer wird unten im Menü Sonderfunktionen und im Service Menü angezeigt, z.B.:

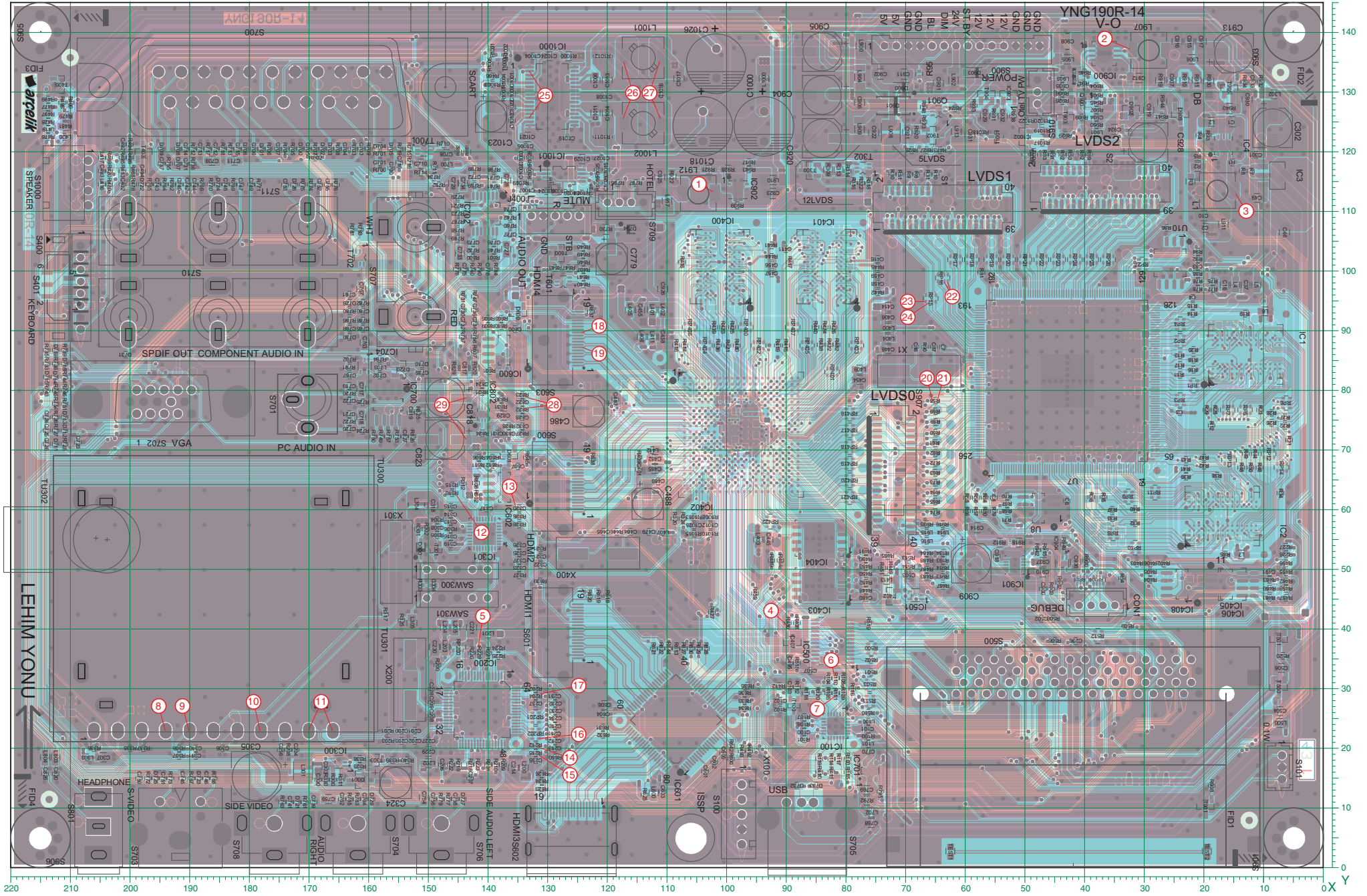
SSUGR.FHD.CIP.R128M.V01.T12

2. Software Version Number

The software version number is shown on the lower part of the options menu and the service menu, e.g.:

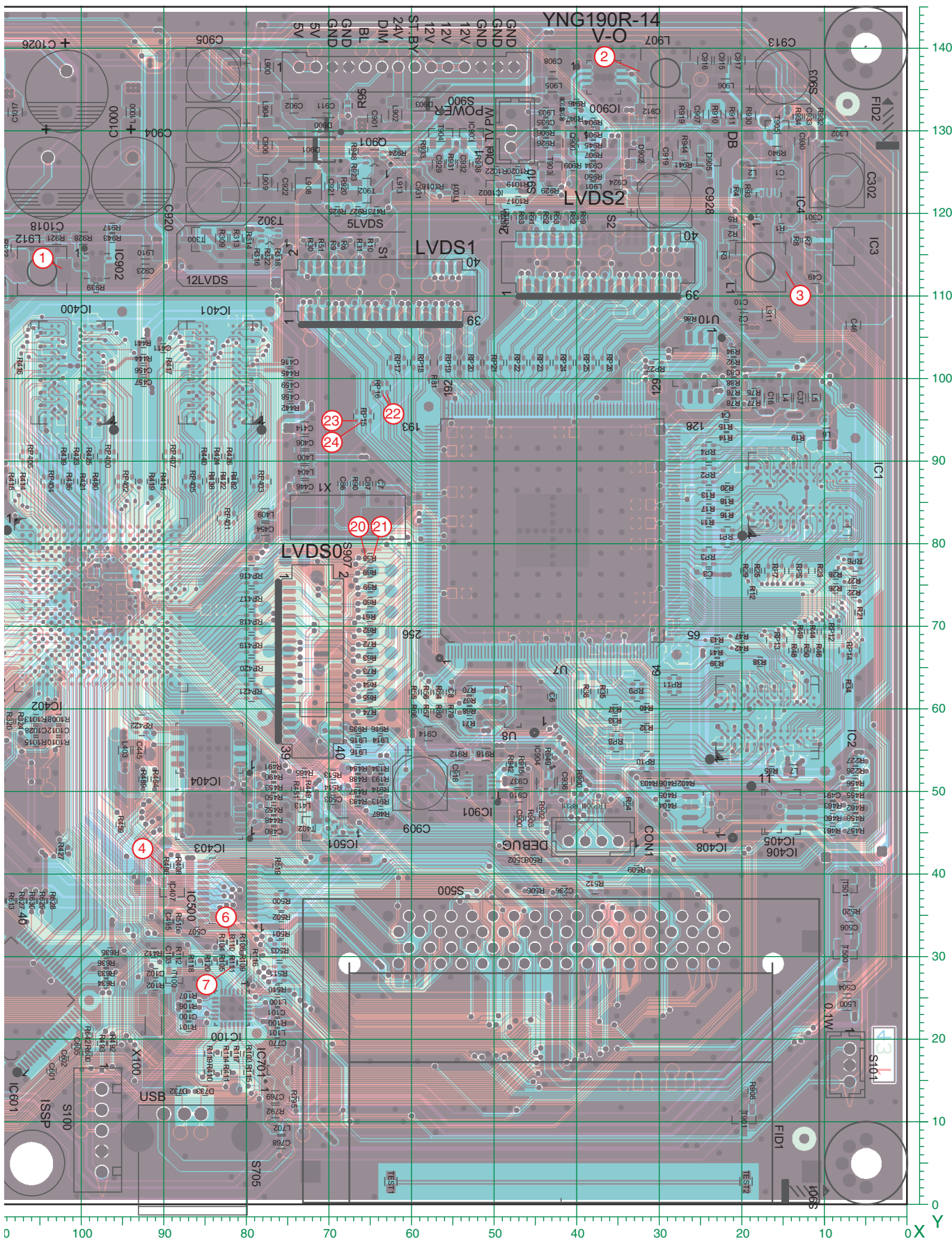
SSUGR.FHD.CIP.R128M.V01.T12

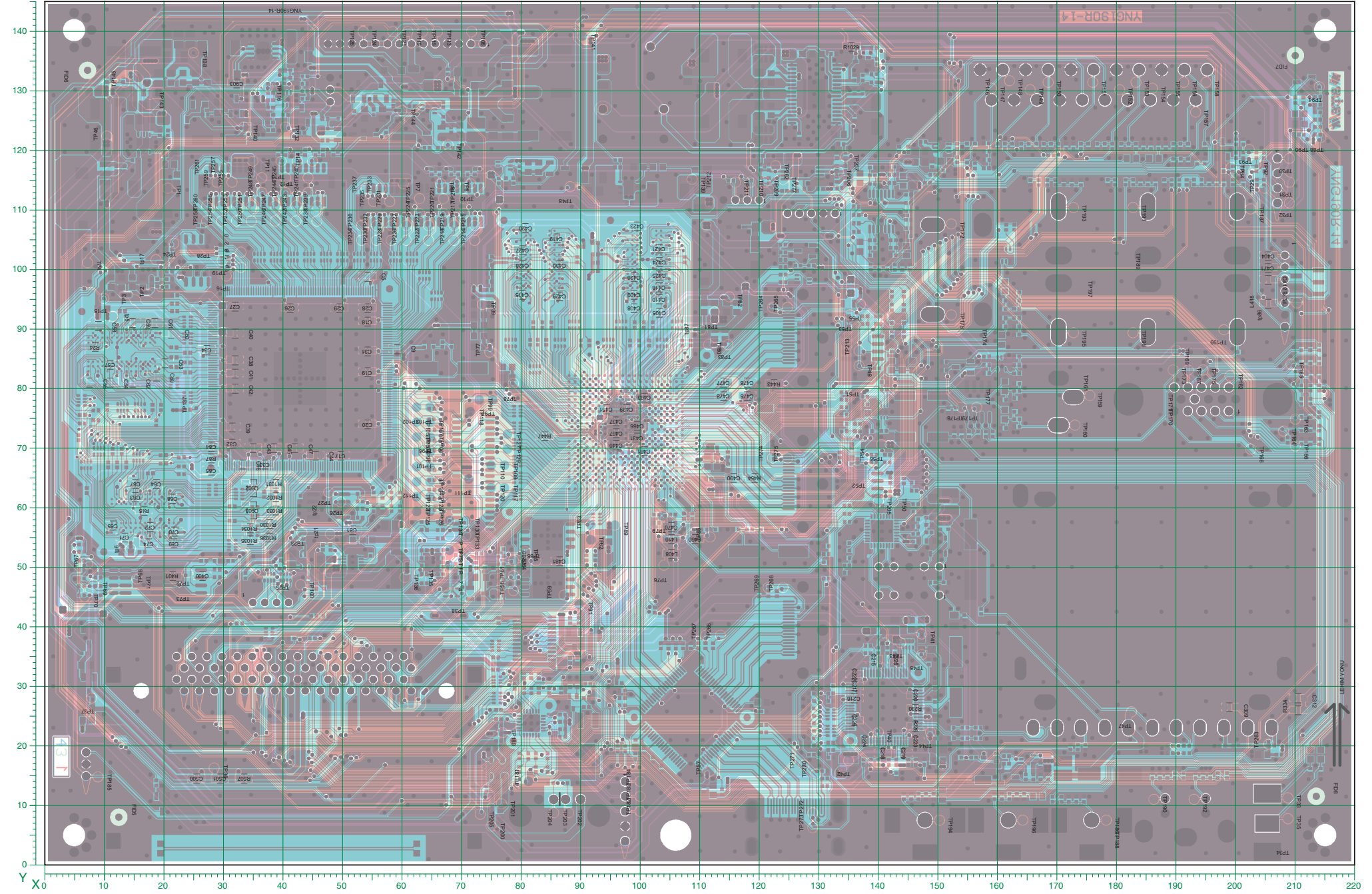




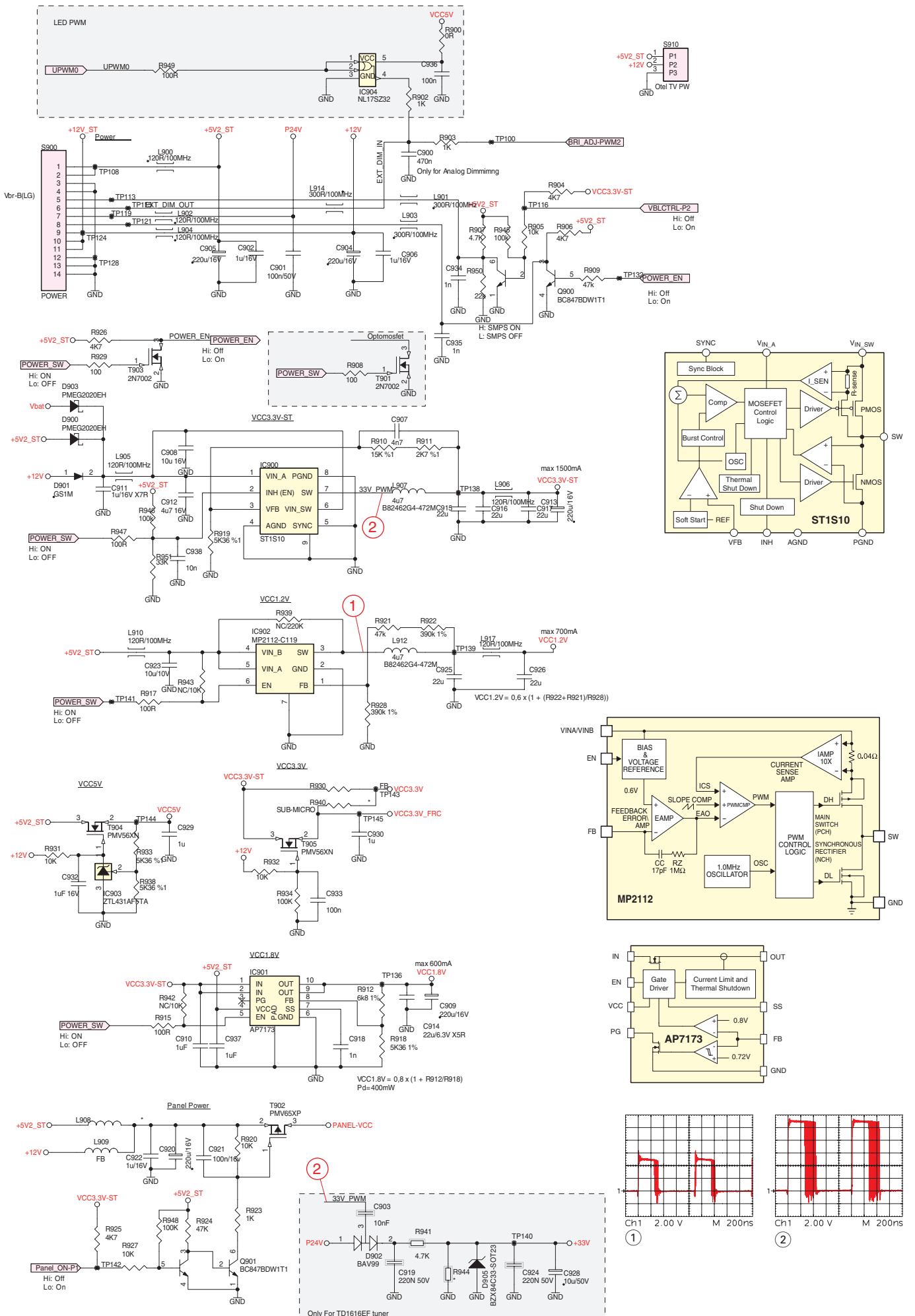
Hauptplatte / Main Board YNG190R-14

Ansicht von der Bestückungsseite / View of Component Side

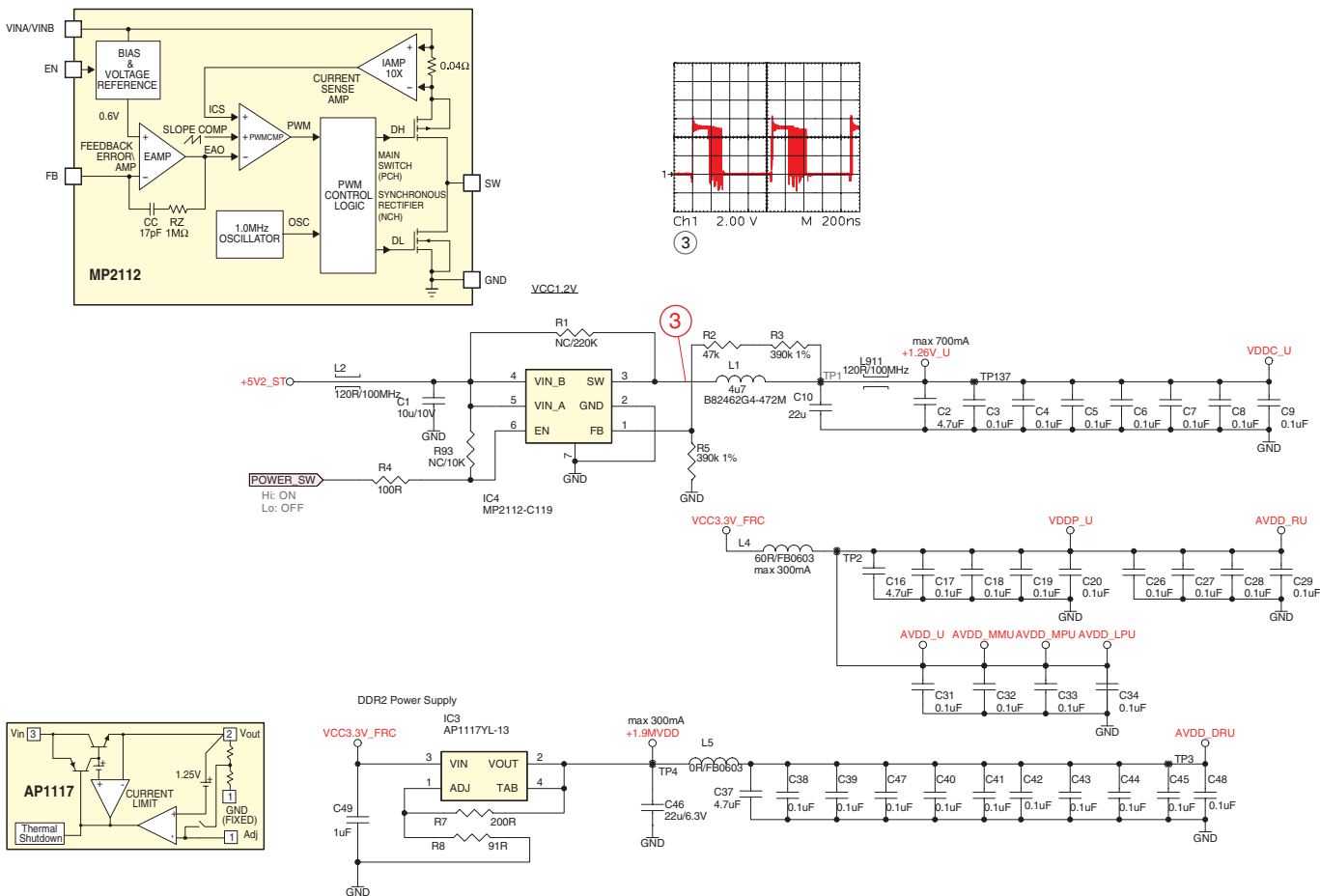




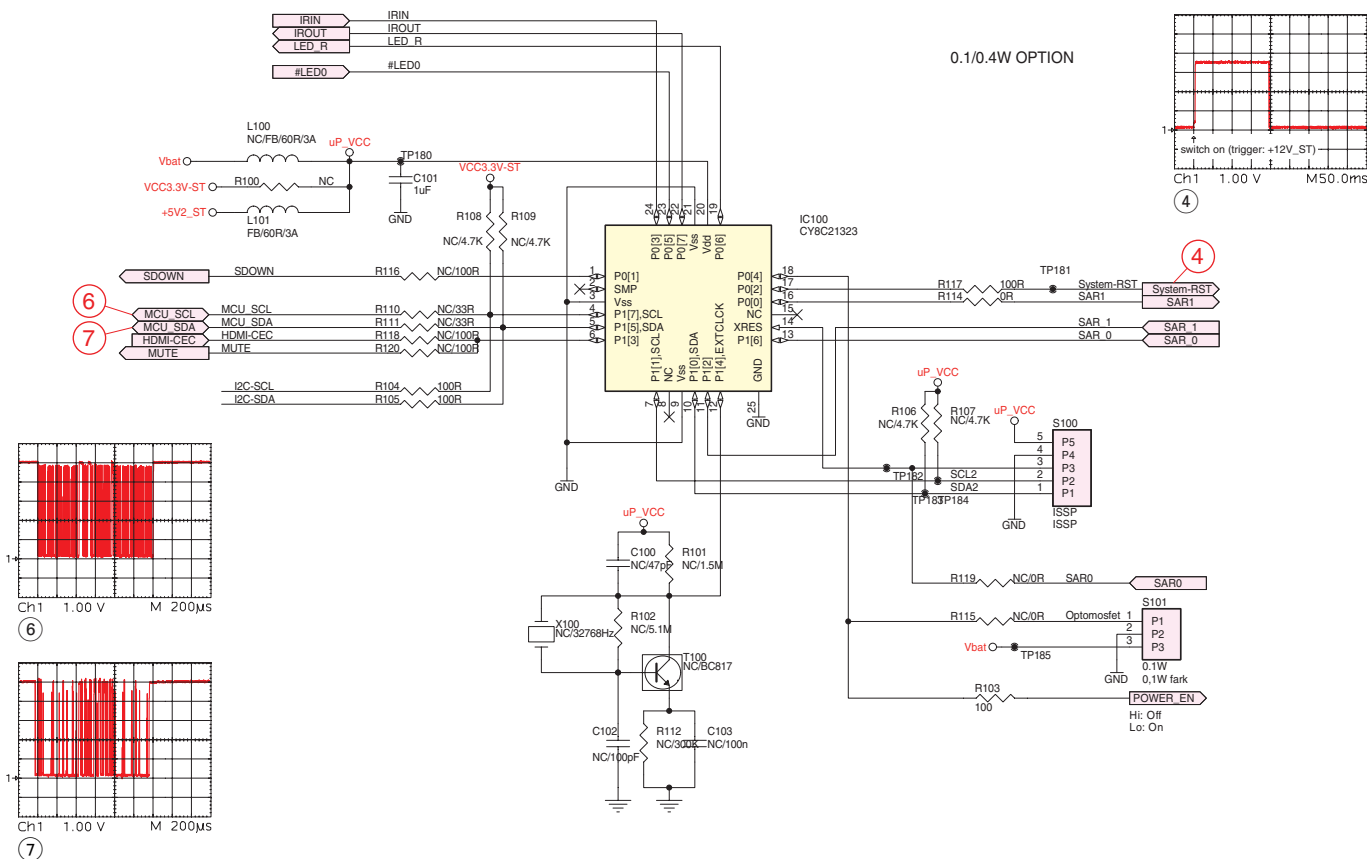
Hauptplatte – Netzteil / Main Board – Power Supply YNG190R



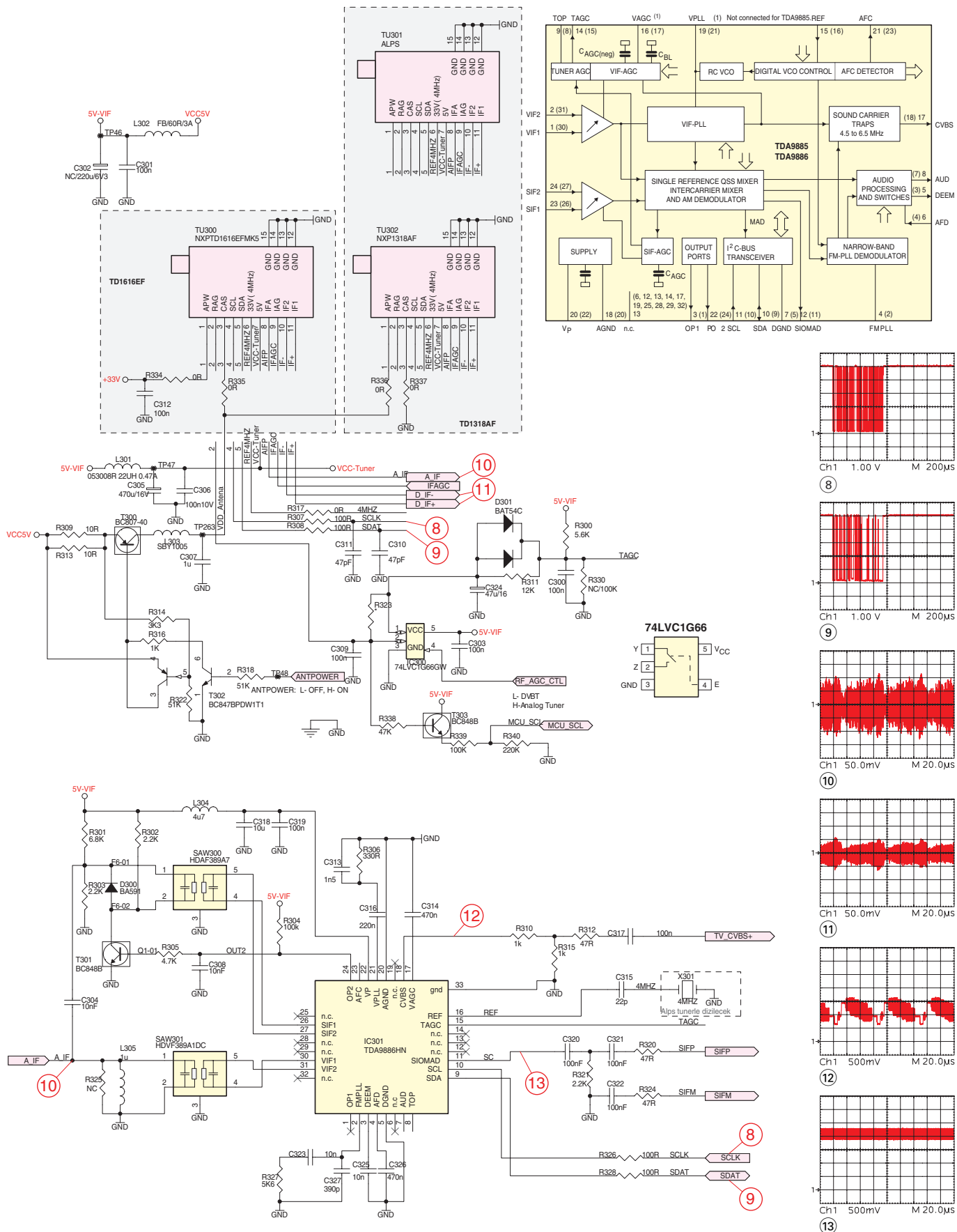
Hauptplatte – Netzteil / Main Board – Power Supply YNG190R



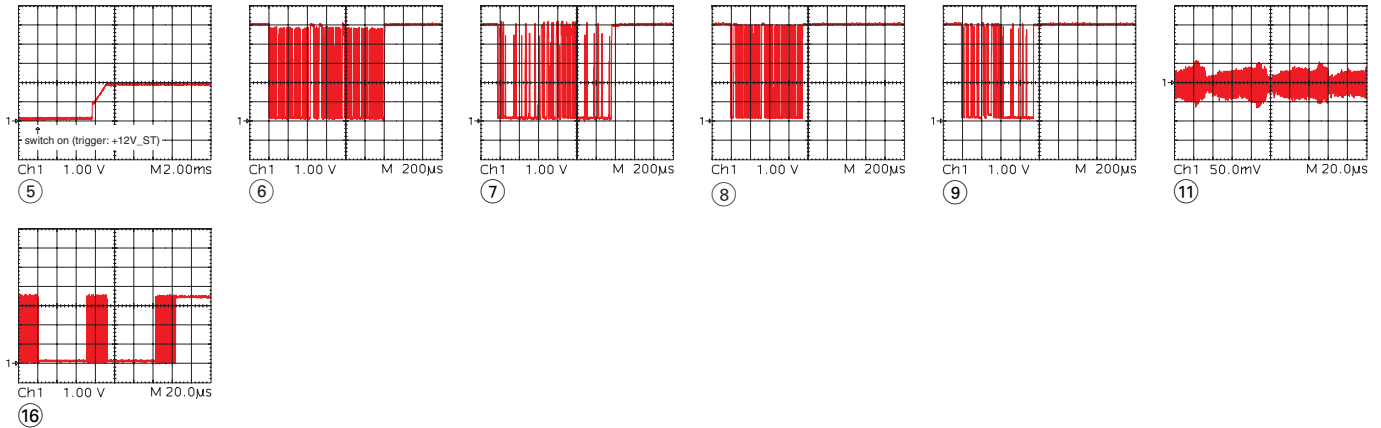
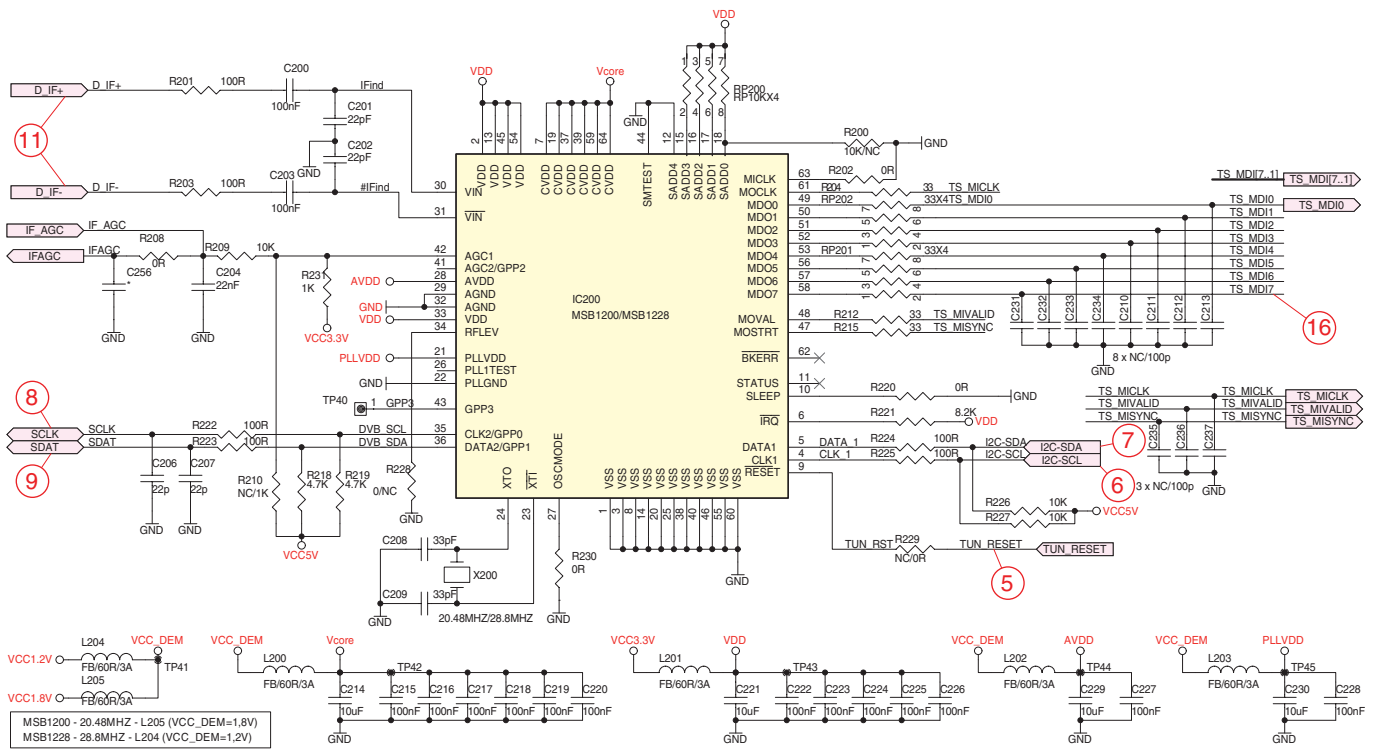
Hauptplatte – Prozessor "Low Power" / Main Board – Processor "Low Power" YNG190R



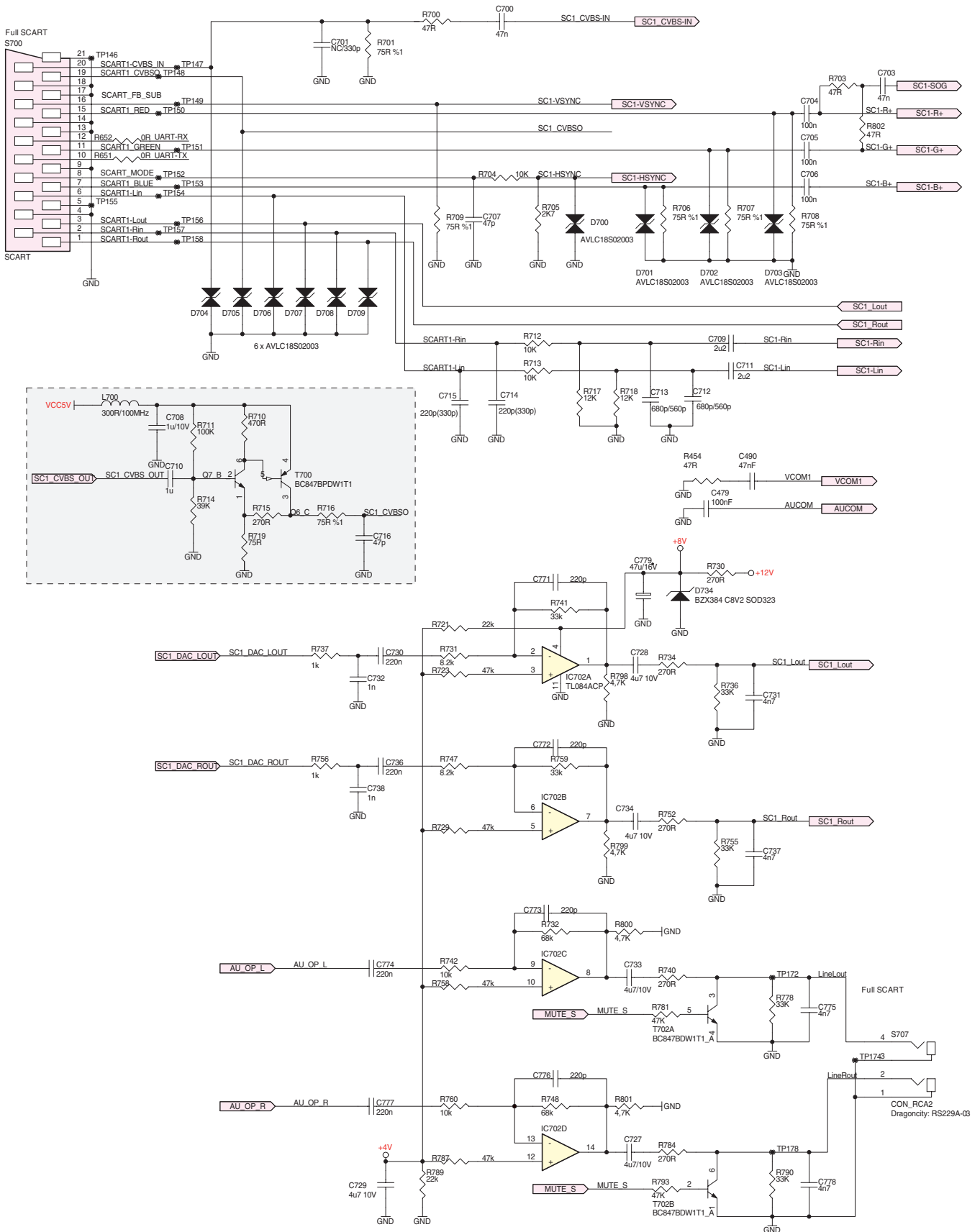
Hauptplatte / Main Board – Tuner YNG190R



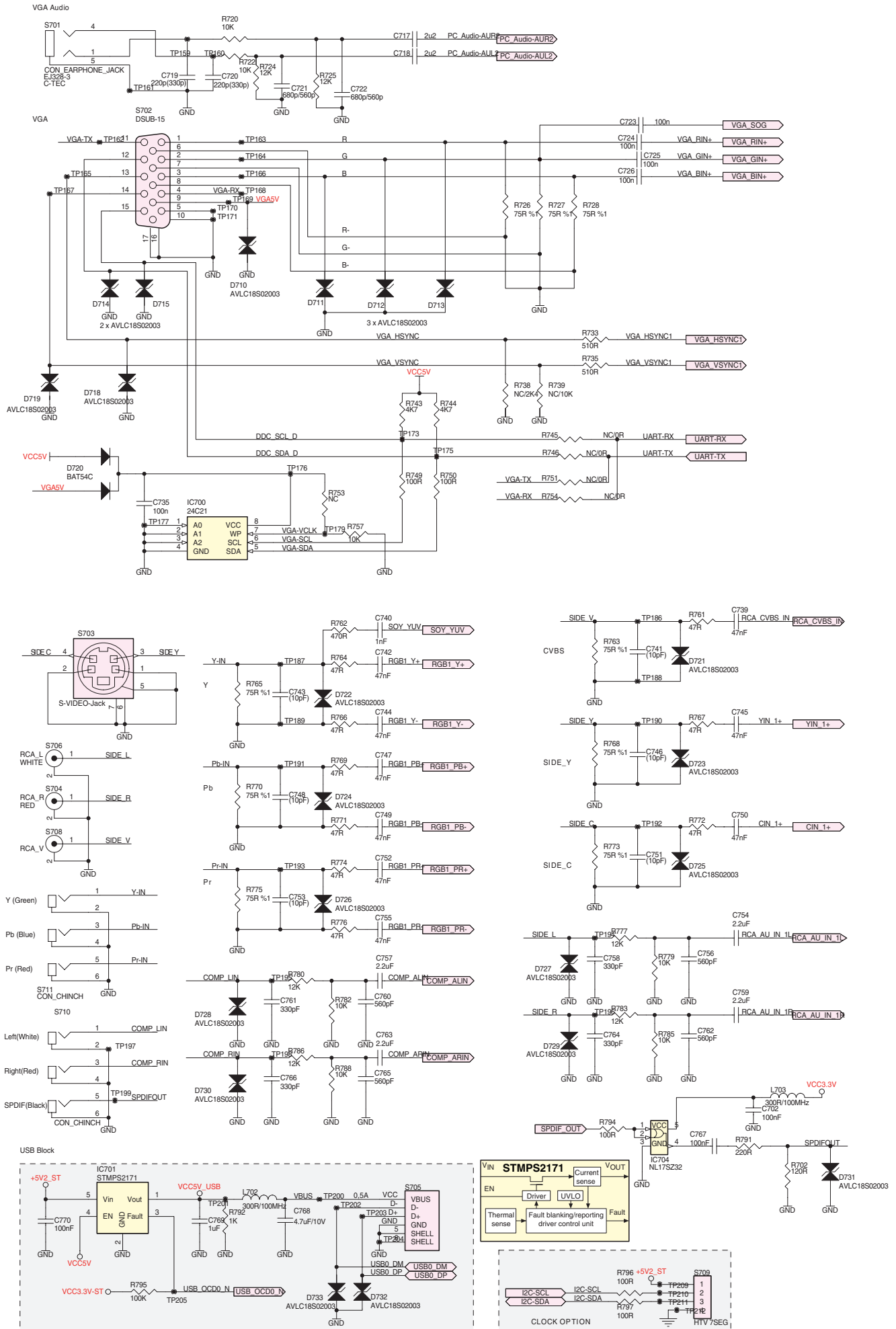
Hauptplatte / Main Board – COFDM YNG190R



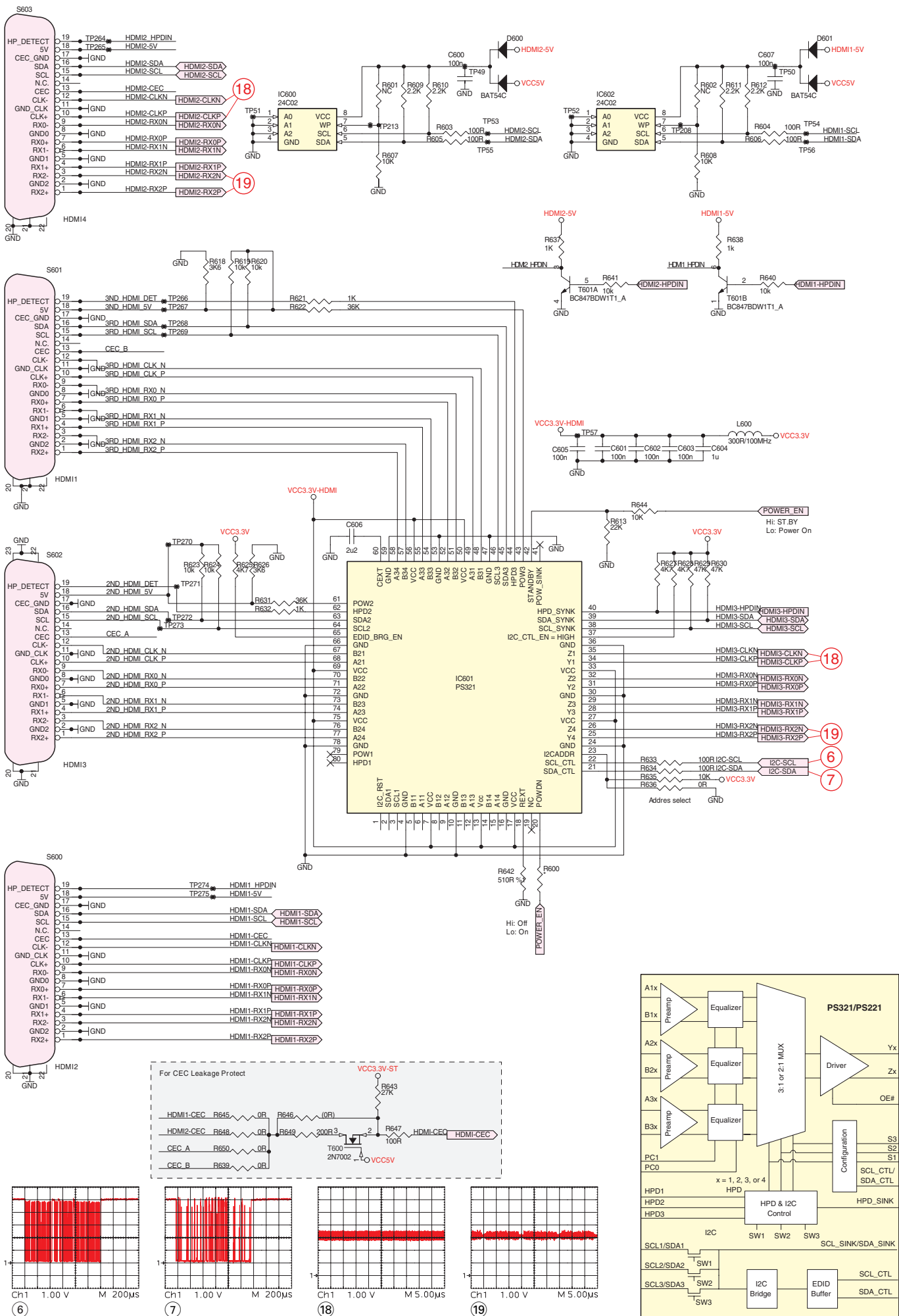
Hauptplatte / Main Board – SCART YNG190R



Hauptplatte / Main Board – VGA, AV, USB YNG190R

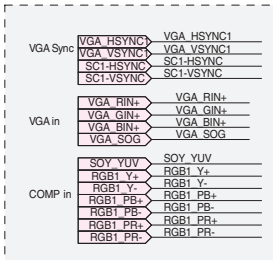


Hauptplatte / Main Board – HDMI YNG190R




Hauptplatte / Main Board – Scaler YNG190R

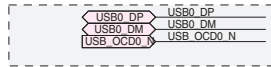
RGB Block



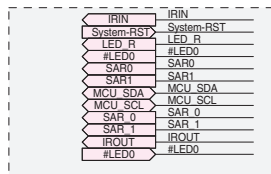
HDMI Block



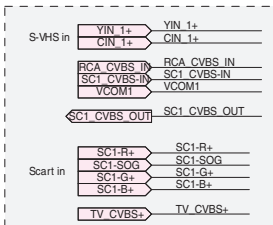
USB Block



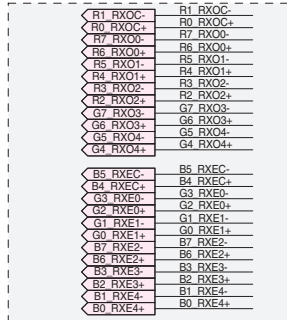
SUB-MCU



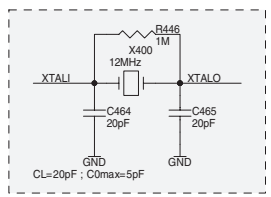
CVBS Block



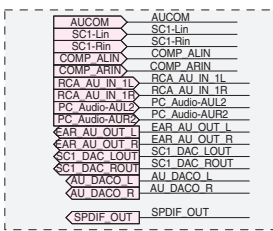
LVDS Block



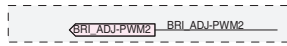
System XTAL



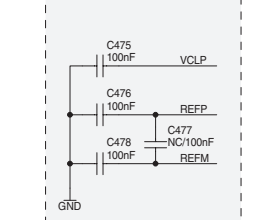
Audio Block



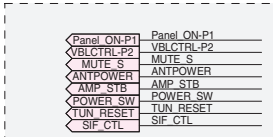
PWM



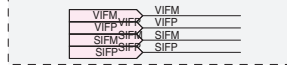
System XTAL



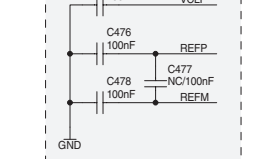
GPIO



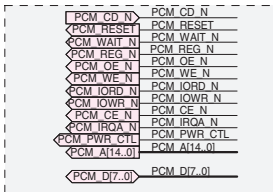
PAL IF



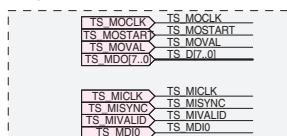
I2C / UART



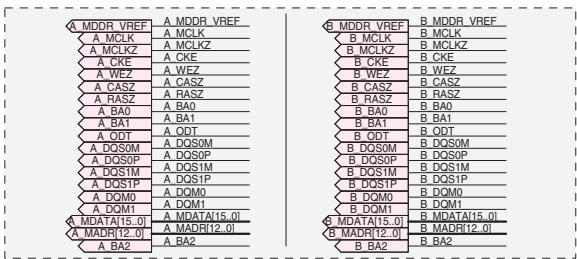
PCMCIA



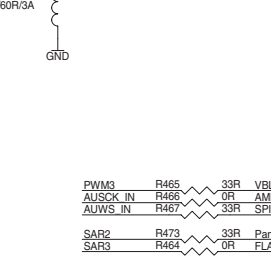
Transport Stream



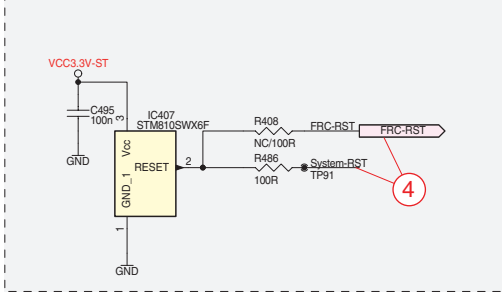
DDR-SDRAM Block



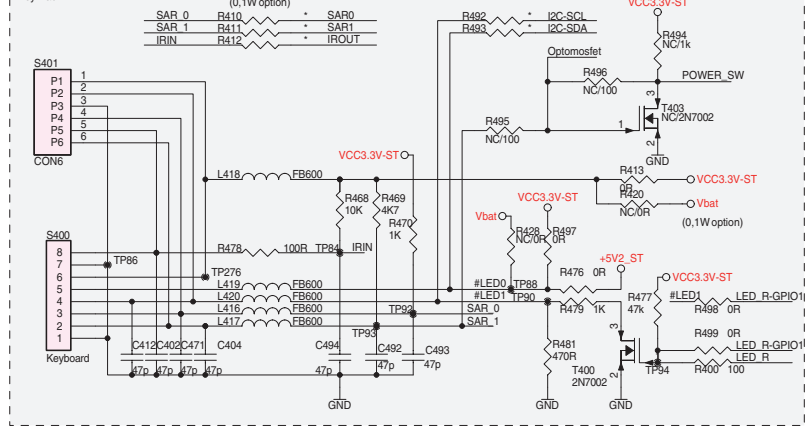
FB160R/3A



RESET

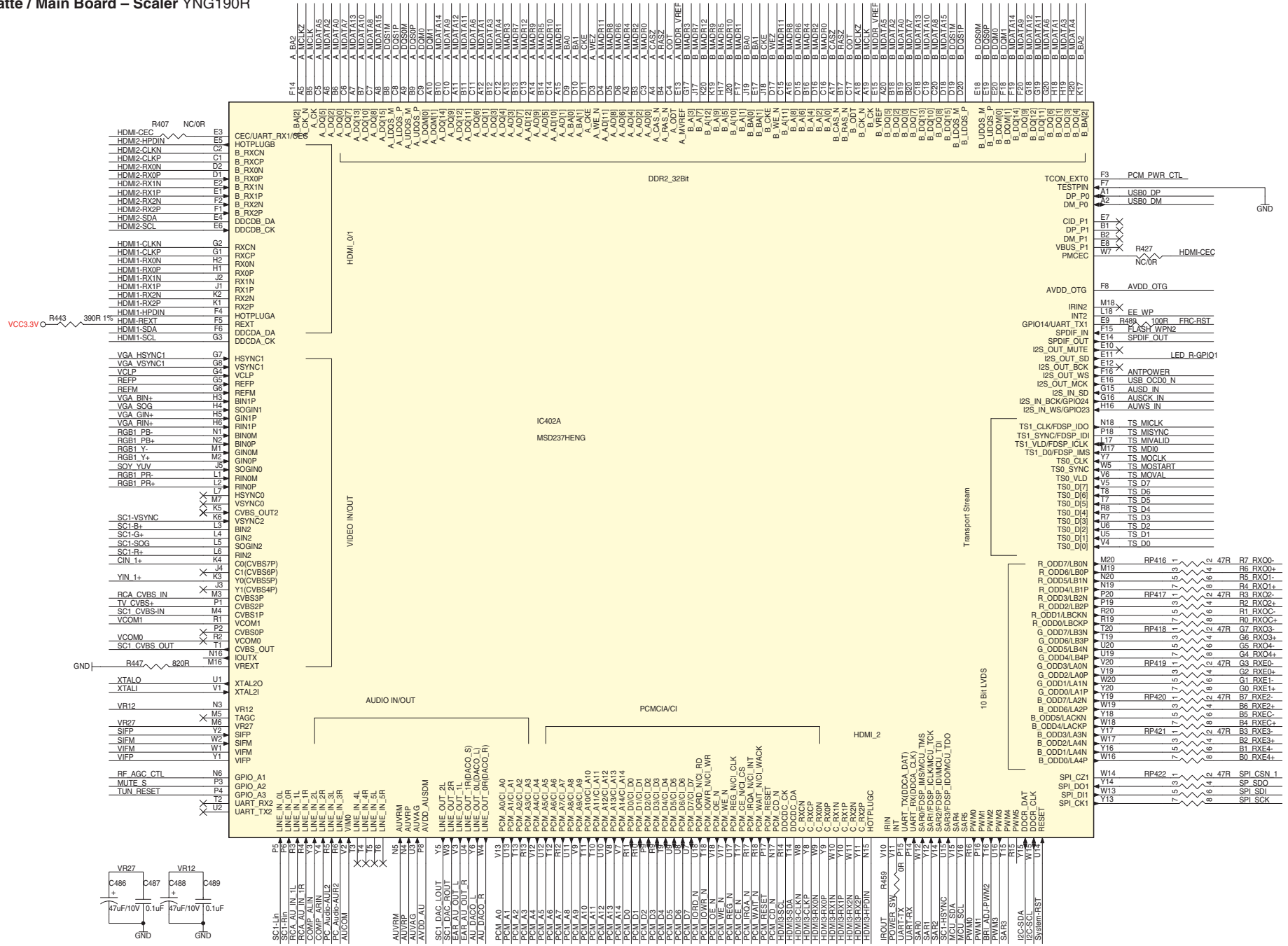


Key Pad



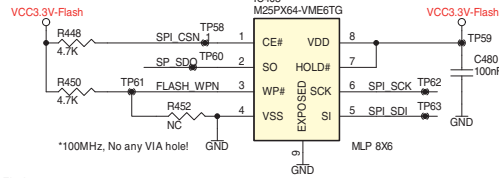
Hauptplatte / Main Board – Scaler YNG190R

33

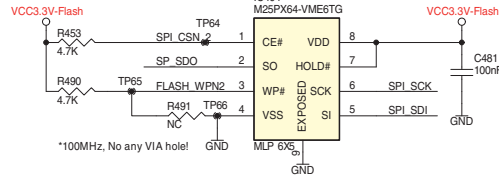


Hauptplatte / Main Board – Scaler YNG190R

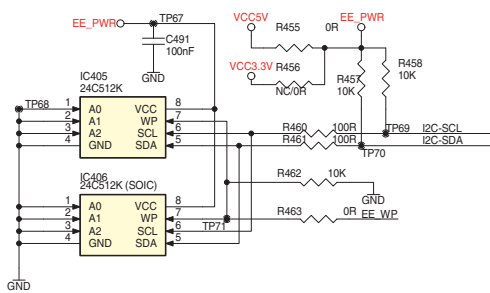
Boot Loader SPI Flash



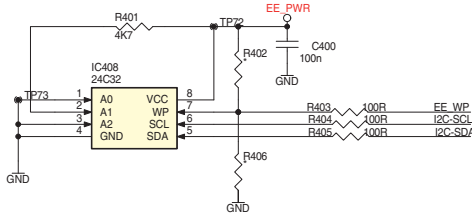
2nd SPI Flash



EEPROM (Channel data)



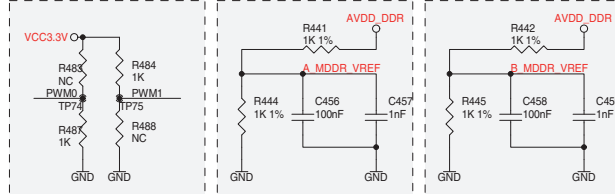
EEPROM (Panel data)



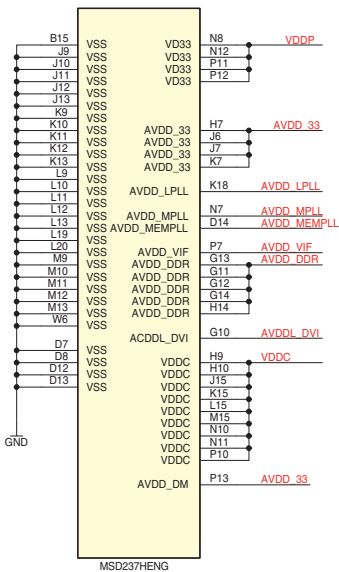
IC Configuration Selection

A_MDDR_VREF

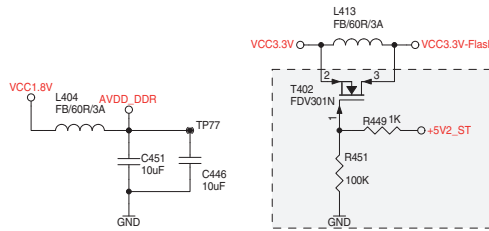
B_MDDR_VREF



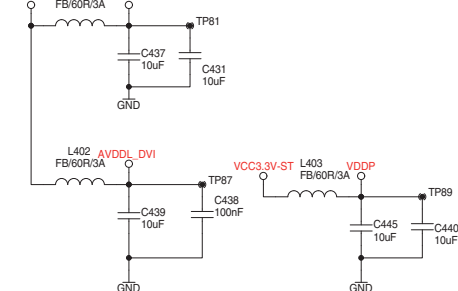
IC402B



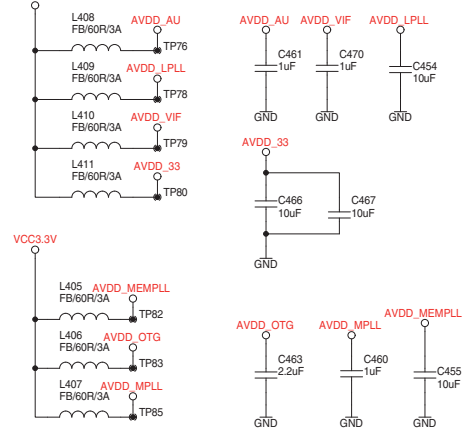
VCC3.3V-Flash



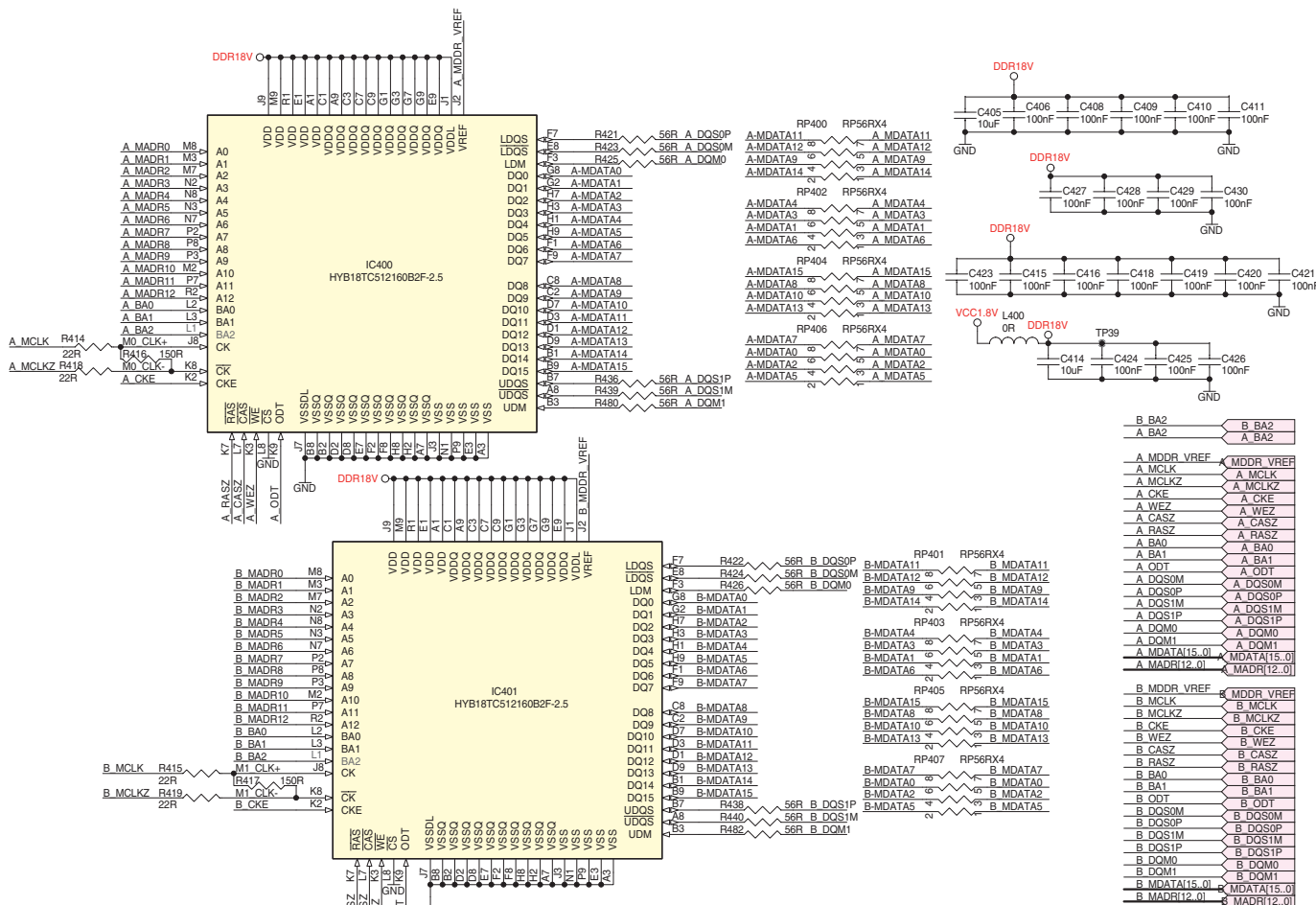
VCC1.2V



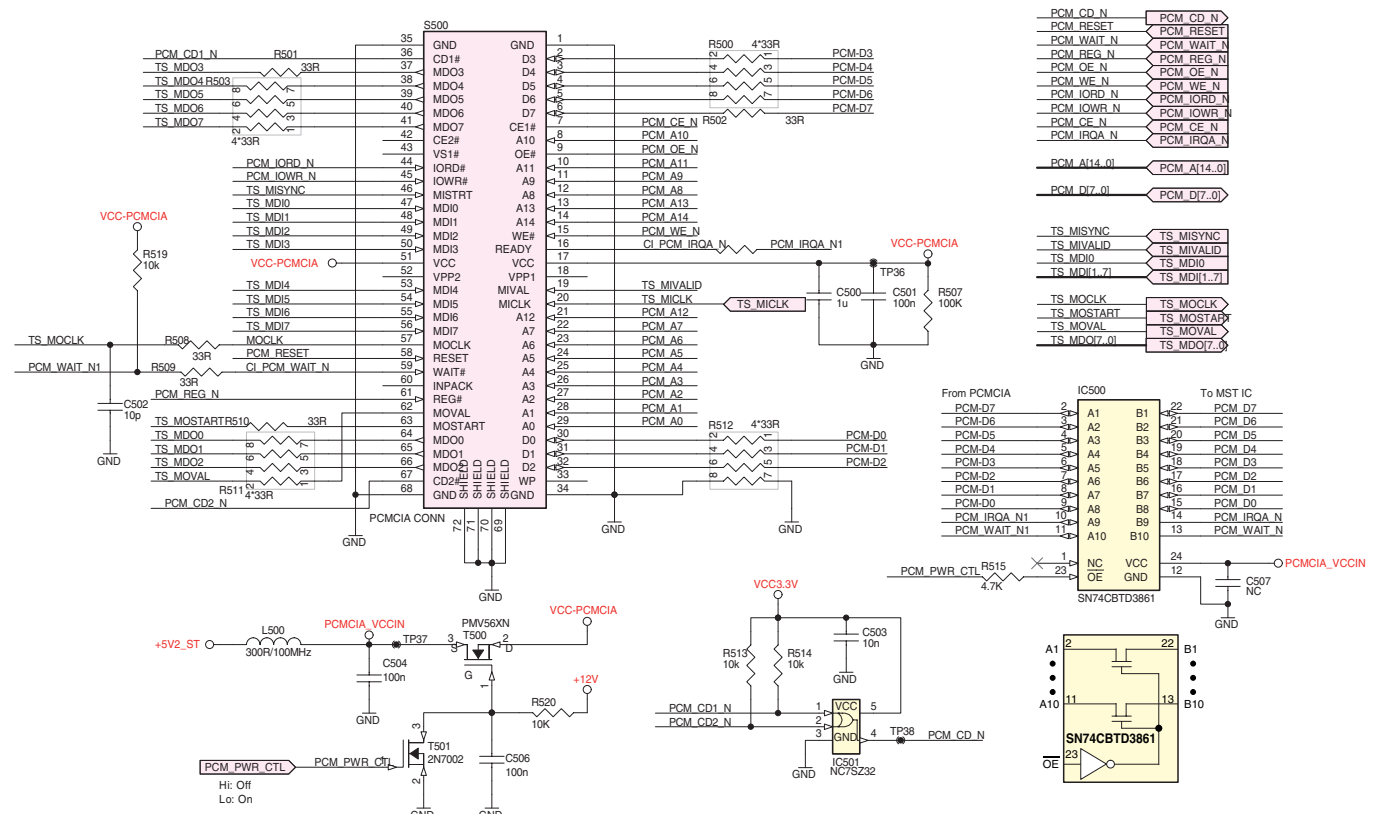
VCC3.3V



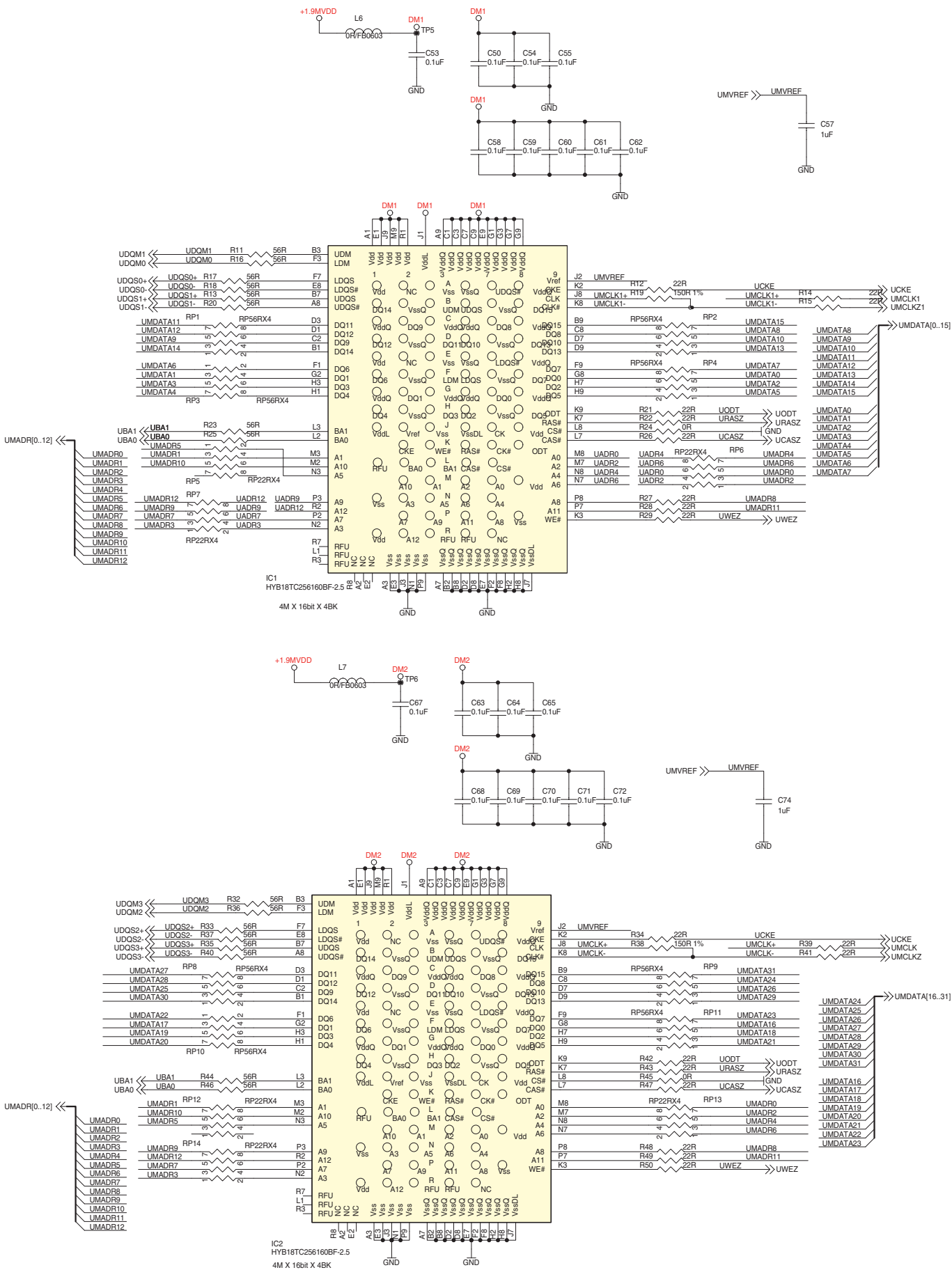
Hauptplatte / Main Board – Scaler RAM YNG190R



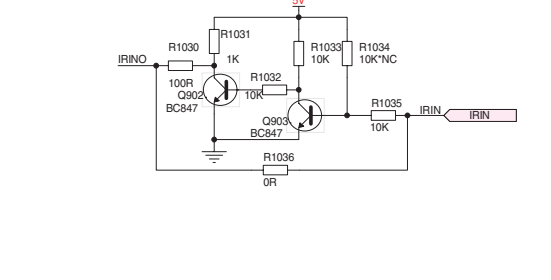
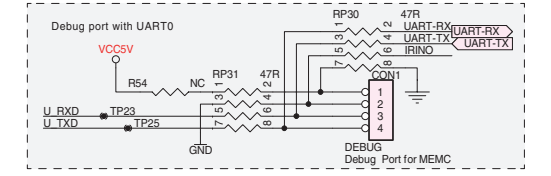
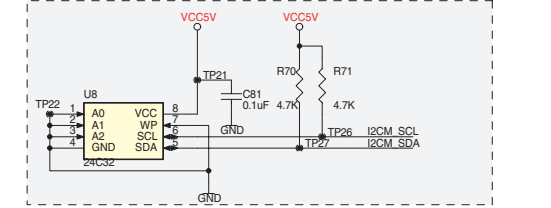
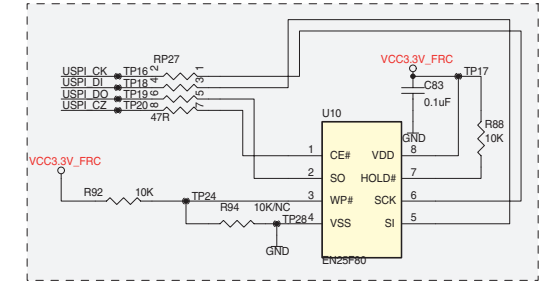
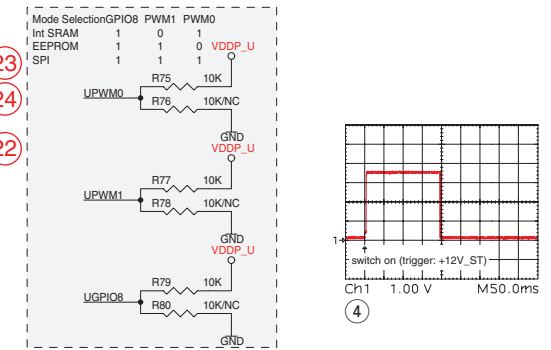
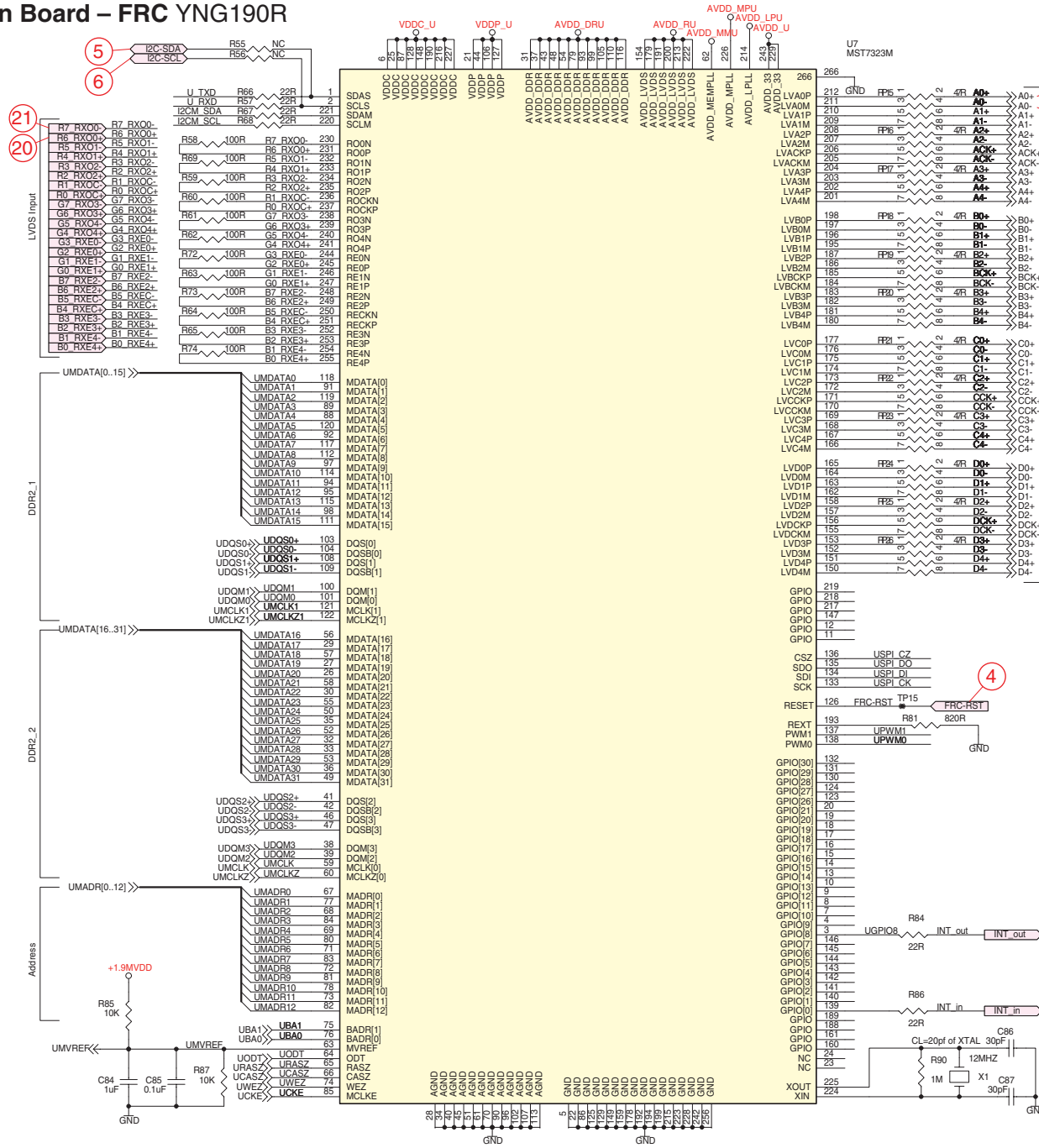
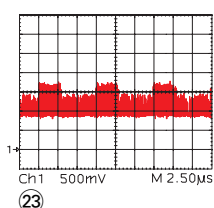
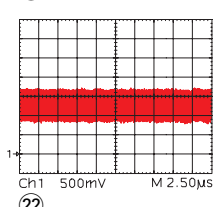
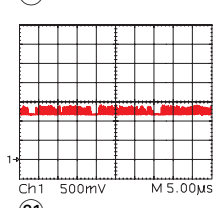
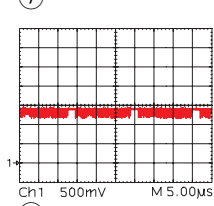
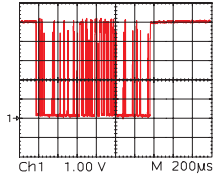
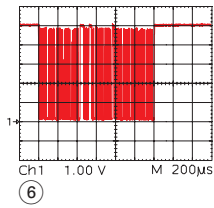
Hauptplatte / Main Board – Common Interface YNG190R



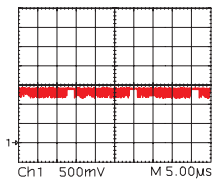
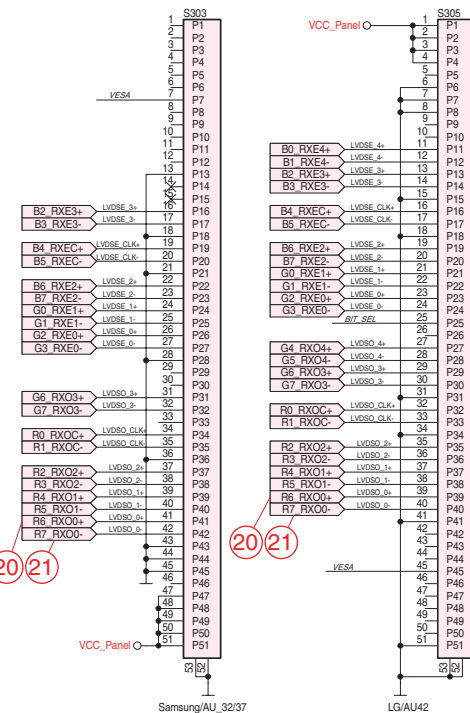
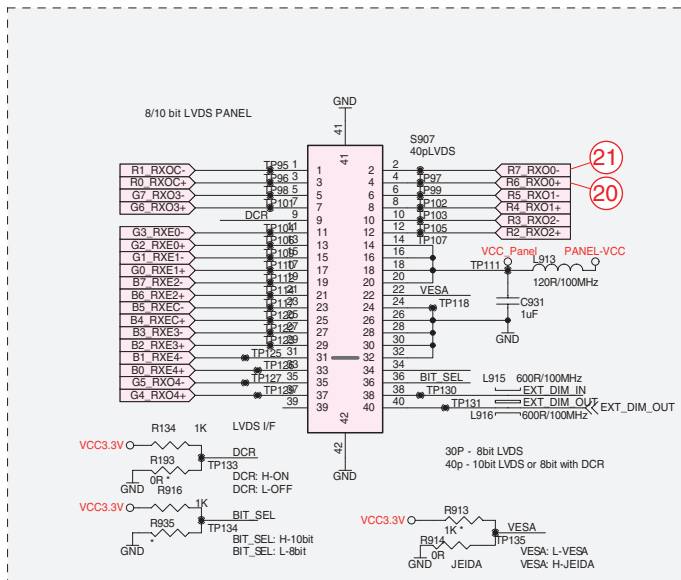
Hauptplatte / Main Board – FRC RAM YNG190R



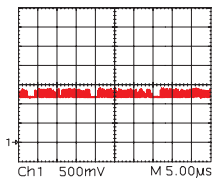
Hauptplatte / Main Board – FRC YNG190R



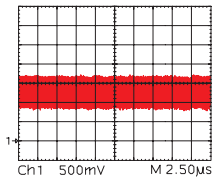
Hauptplatte / Main Board – LVDS YNG190R



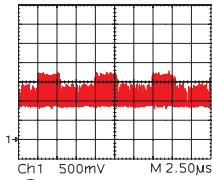
20



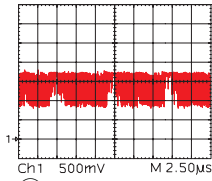
21




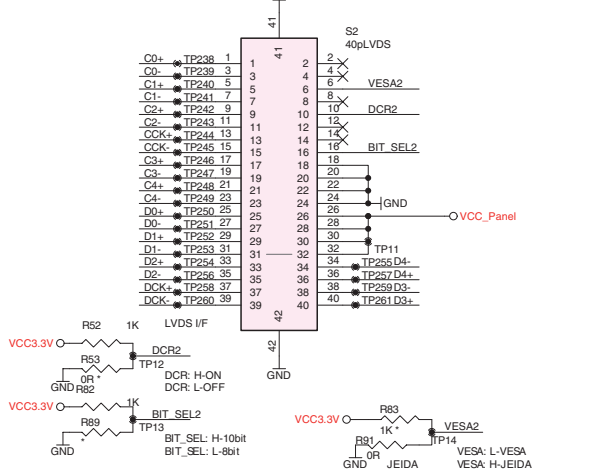
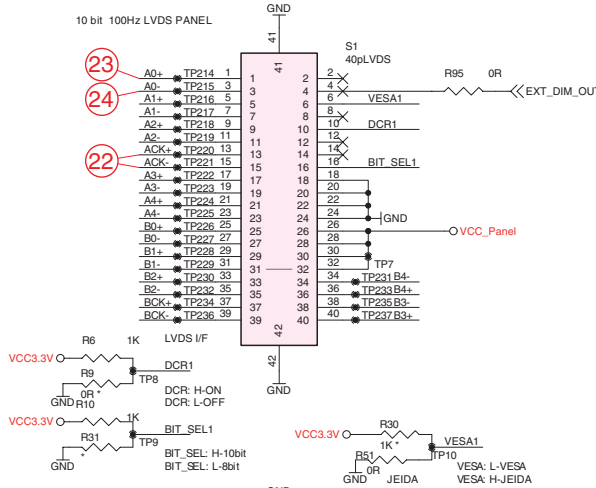
22



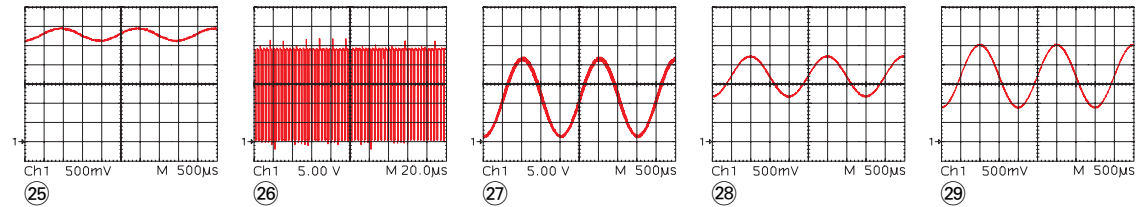
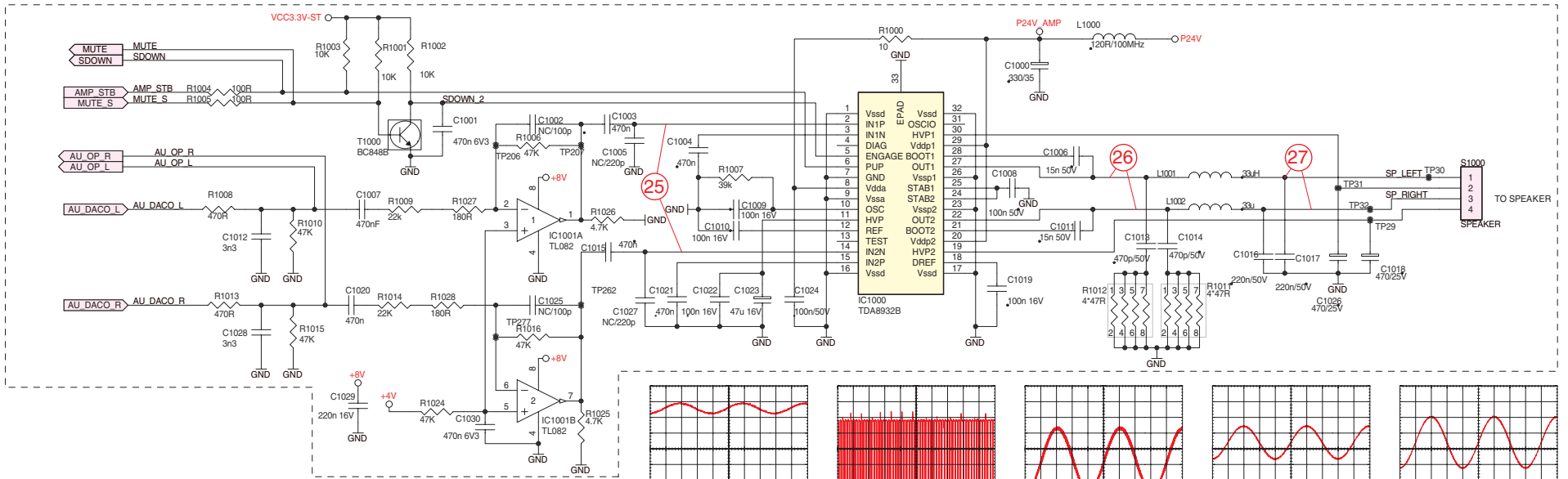
23



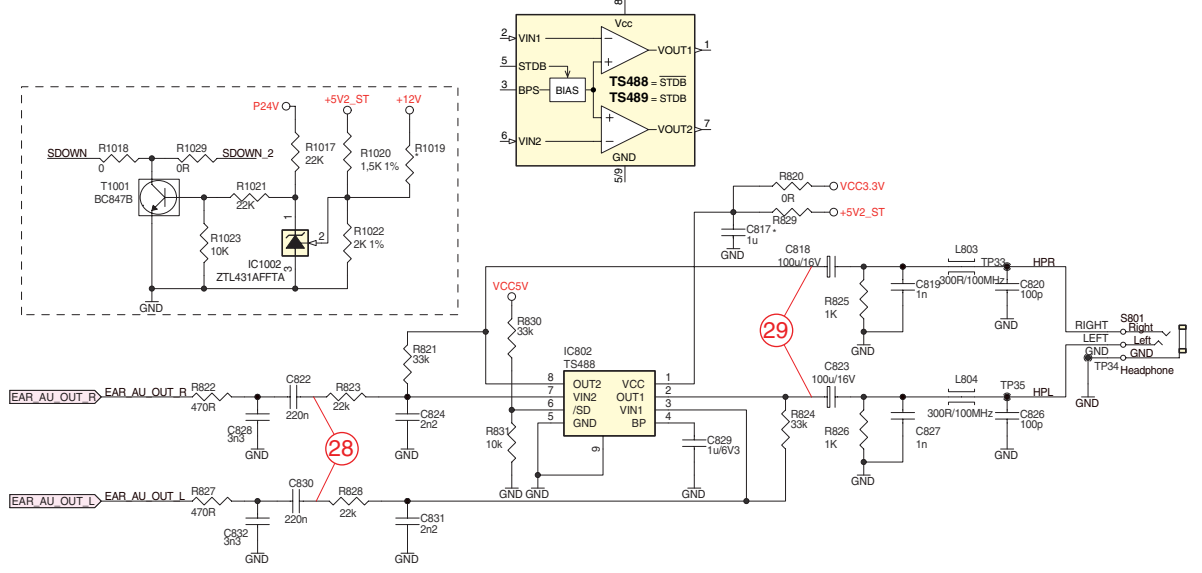
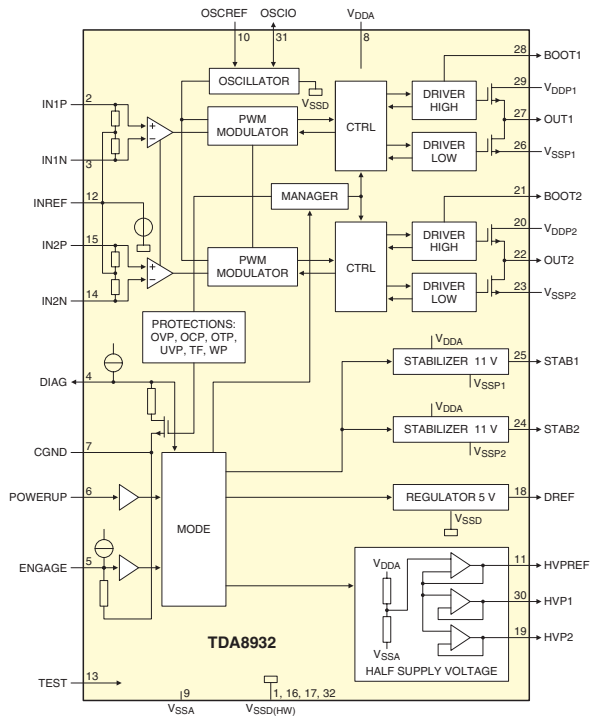
24

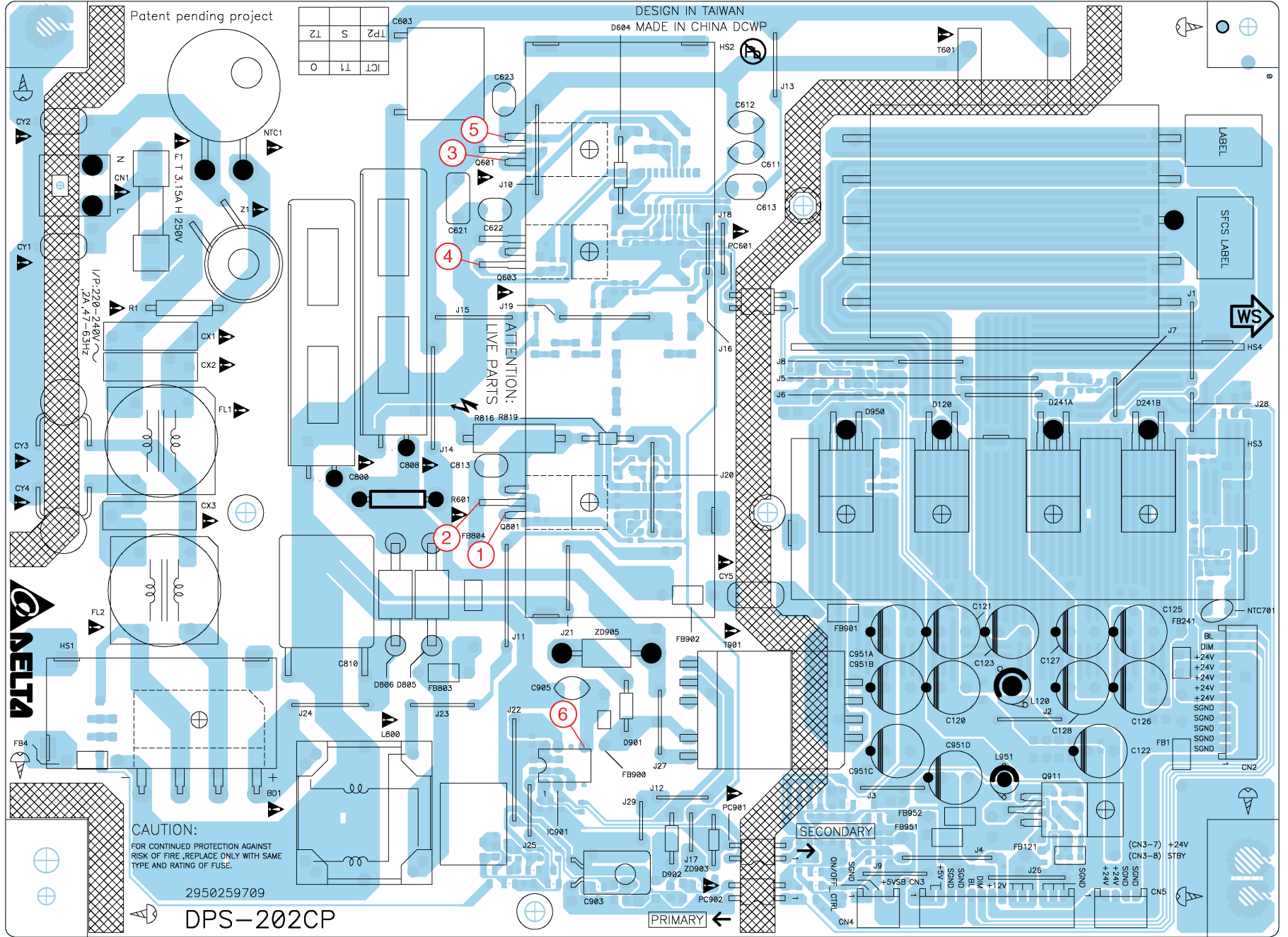


Hauptplatte – Verstärker / Main Board – Amplifier YNG190R

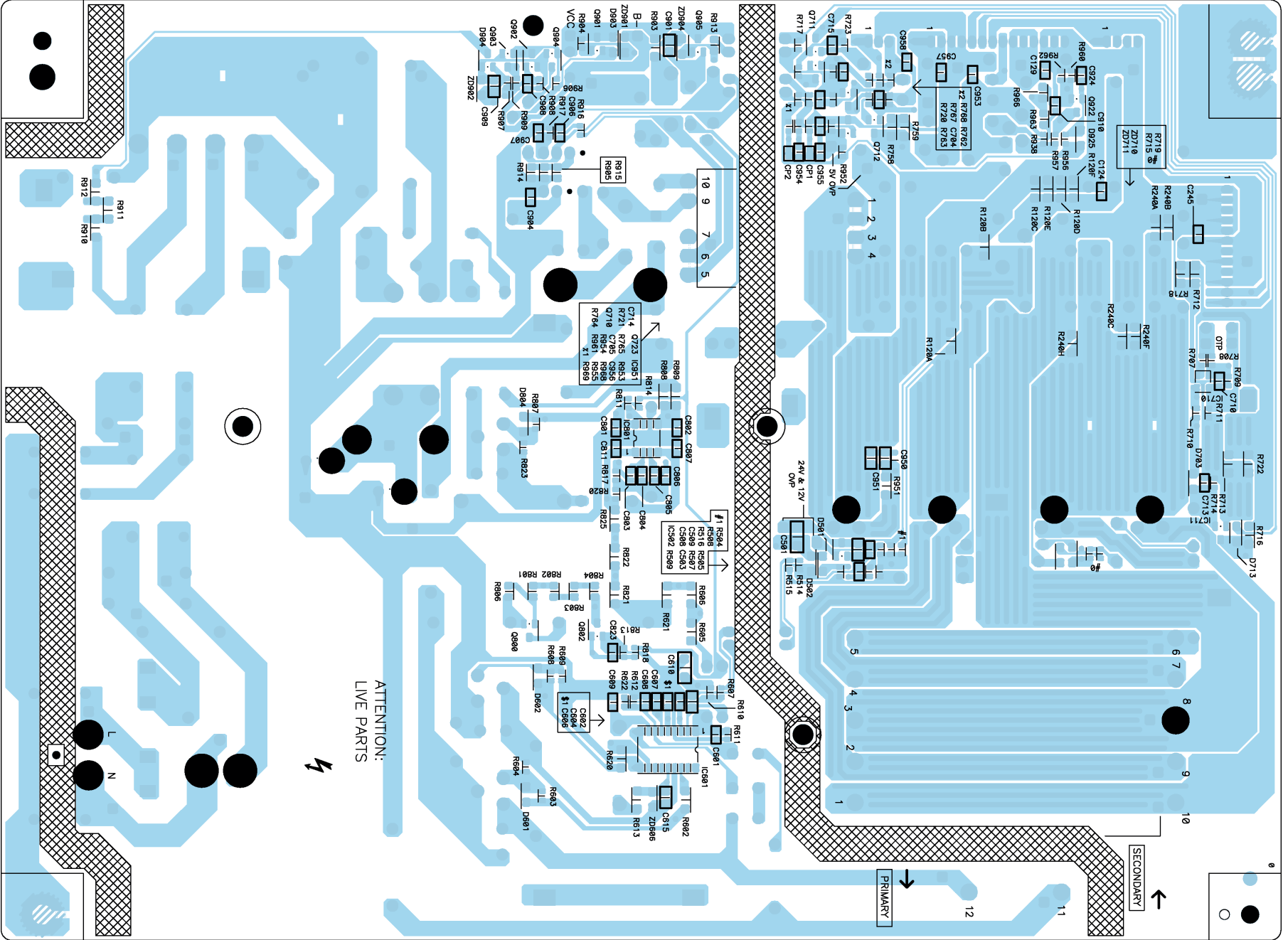


39





Ansicht von der Bestückungsseite / View of Component Side



ATTENTION:
LIVE PARTS

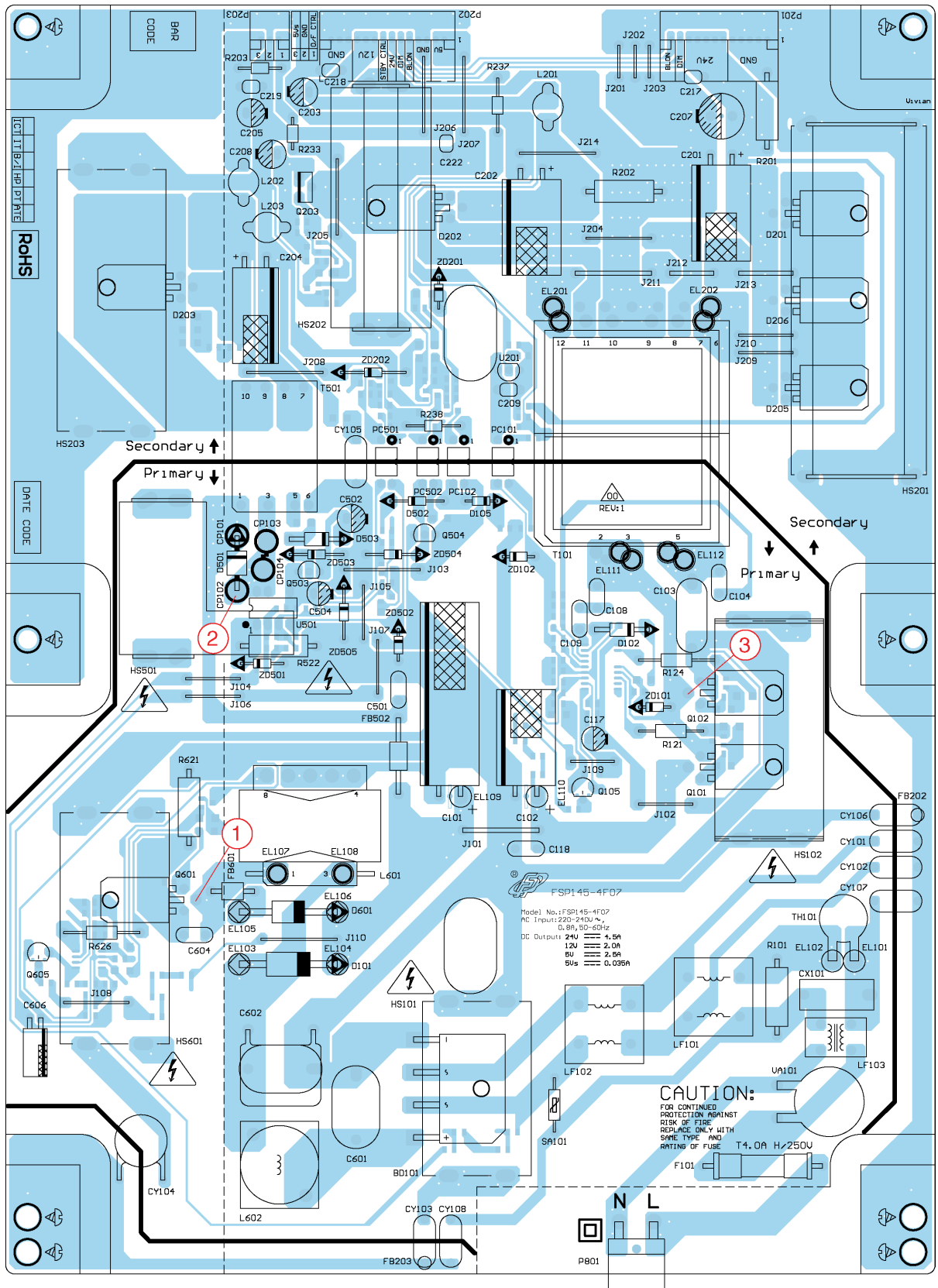


PRIMARY

SECONDARY

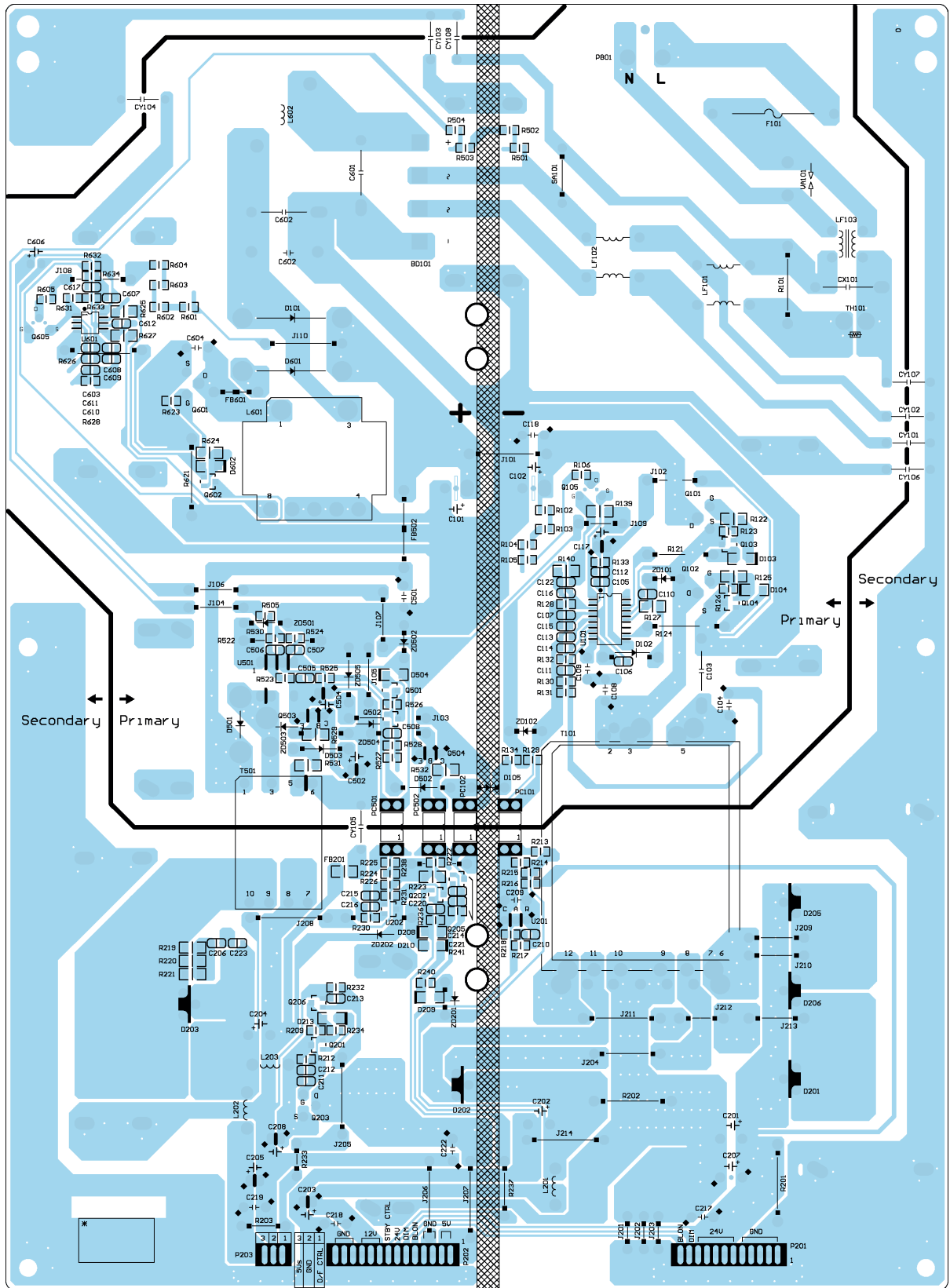
Netzteil / Power Supply FSP145-4F07

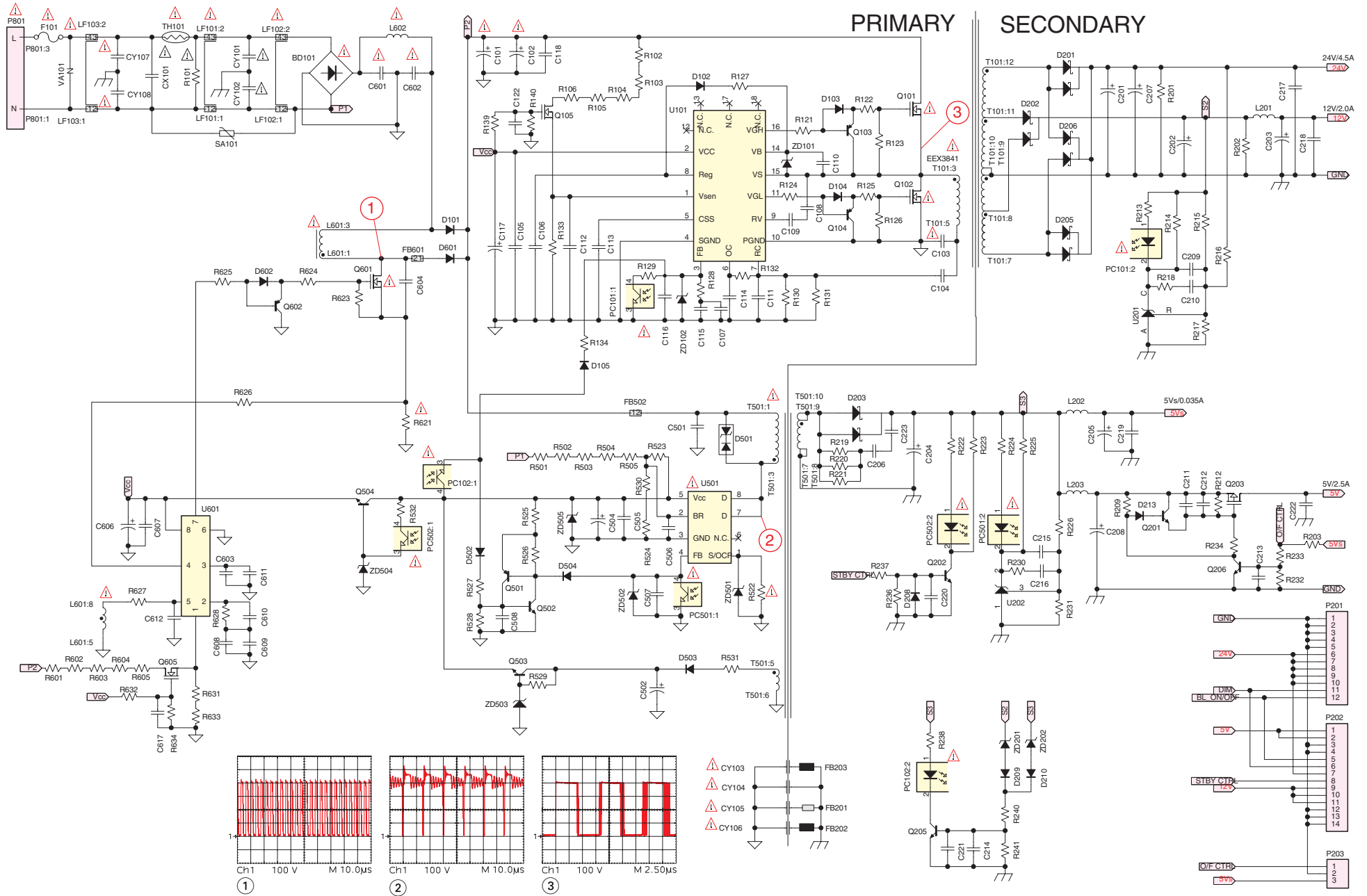
Ansicht von der Bestückungsseite / View of Component Side



Netzteil / Power Supply FSP145-4F07

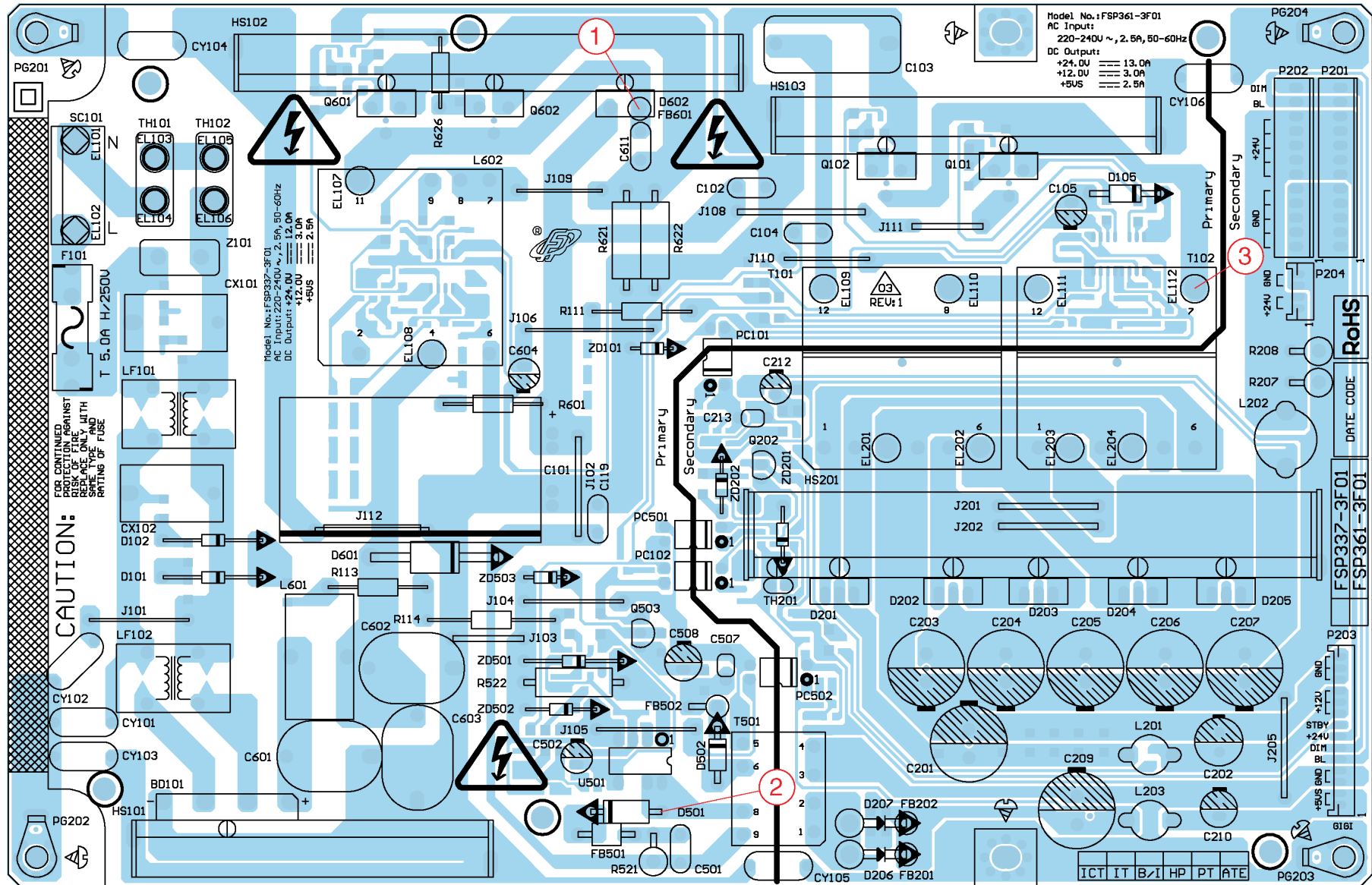
Ansicht von der Bestückungsseite / View of Component Side

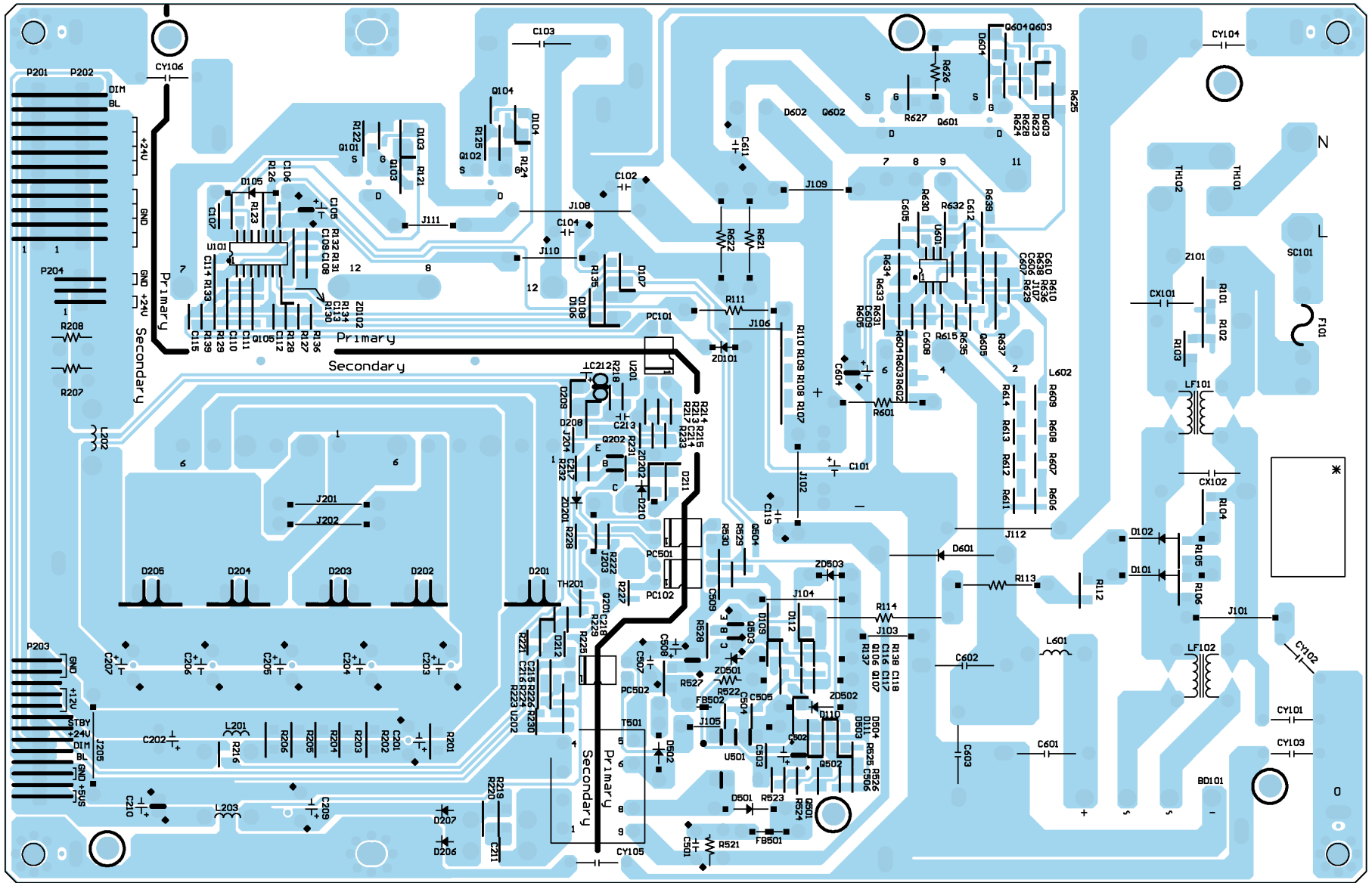


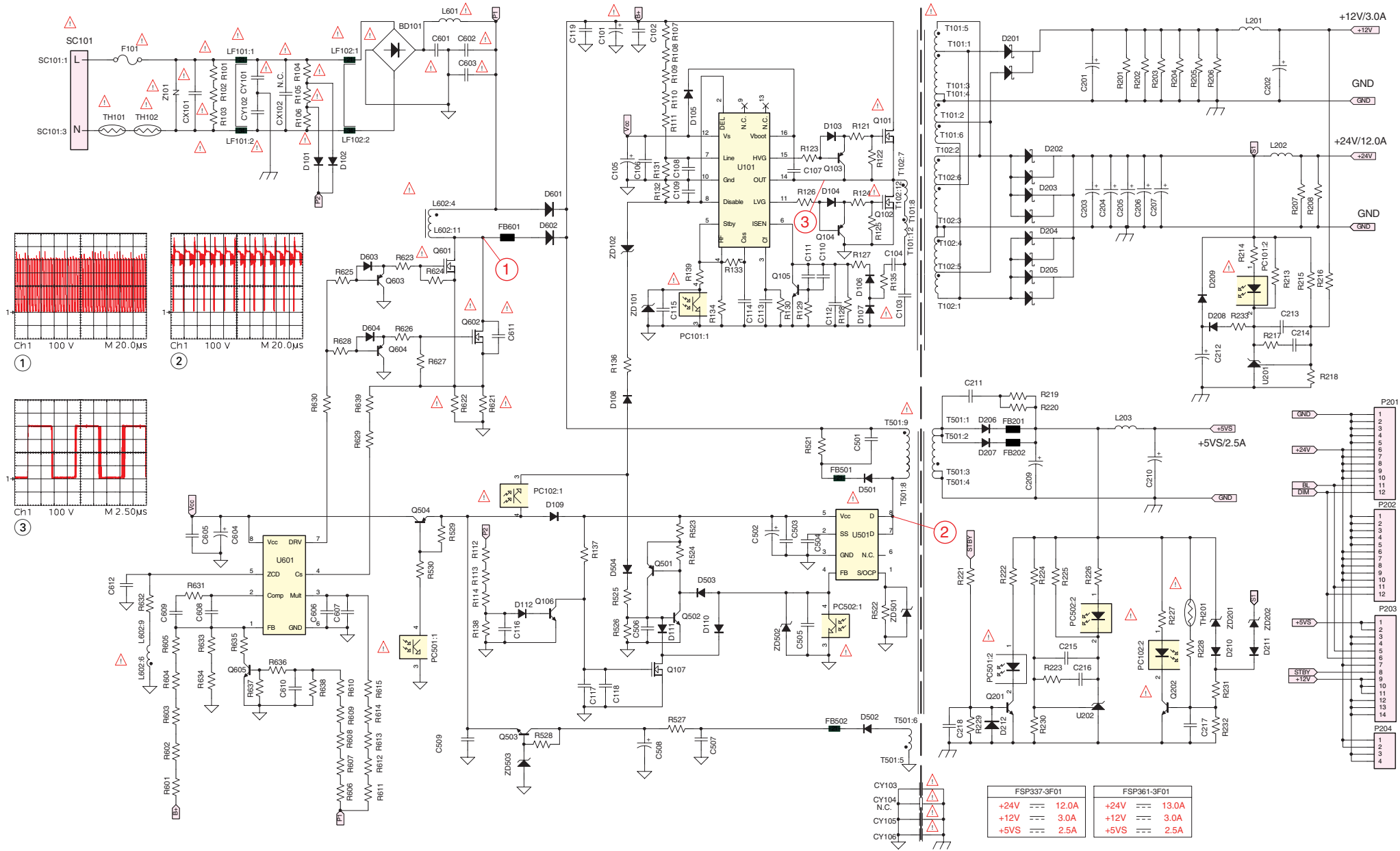


Netzteil / Power Supply FSP337-3F01, FSP361-3F01

Ansicht von der Bestückungsseite / View of Component Side

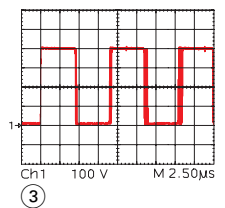
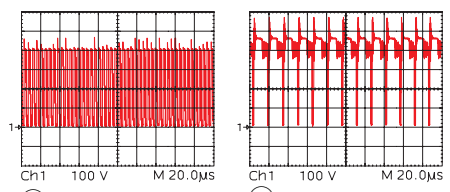






Primary

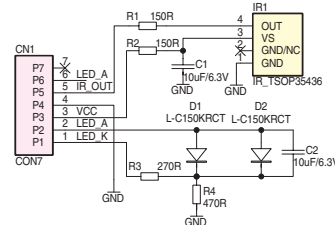
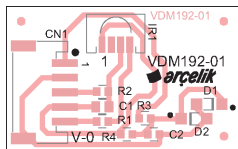
Secondary



FSP337-3F01		FSP361-3F01	
+24V	12.0A	+24V	13.0A
+12V	3.0A	+12V	3.0A
+5VS	2.5A	+5VS	2.5A

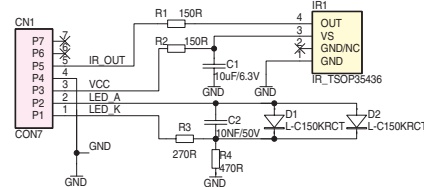
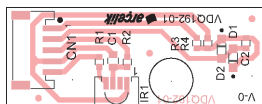
IR-/LED-Platte / IR/LED Board VDM192-01

Ansicht von der Bestückungsseite / View of Component Side



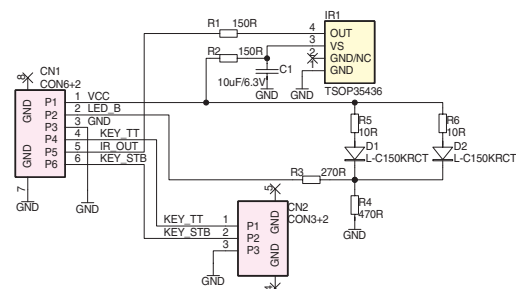
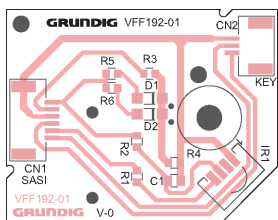
IR-/LED-Platte / IR/LED Board VDAQ192-01

Ansicht von der Bestückungsseite / View of Component Side



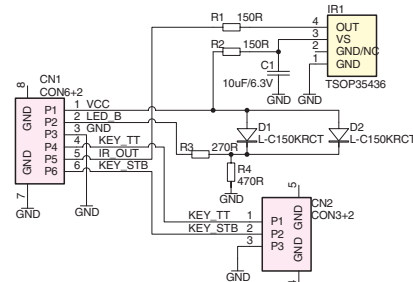
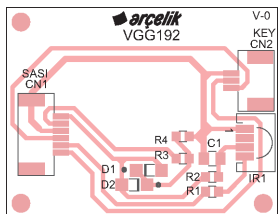
IR-/LED-Platte / IR/LED Board VFF192-01

Ansicht von der Bestückungsseite / View of Component Side



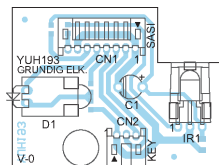
IR-/LED-Platte / IR/LED Board VGG192

Ansicht von der Bestückungsseite / View of Component Side

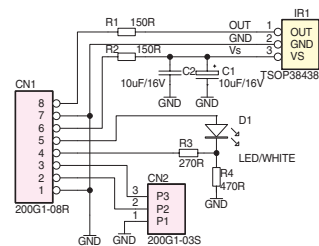
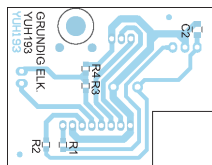


IR-/LED-Platte / IR/LED Board YUH193

Ansicht von der Bestückungsseite / View of Component Side

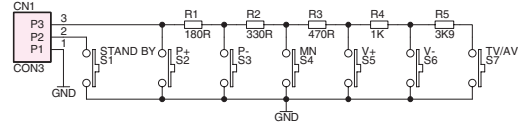
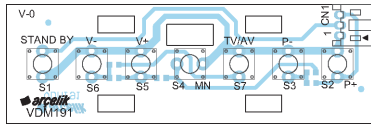


Ansicht von der Lötseite / View of Solder Side



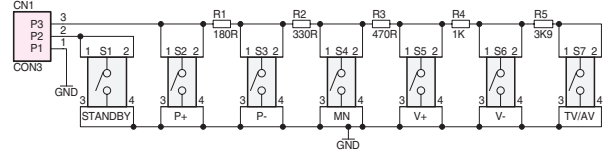
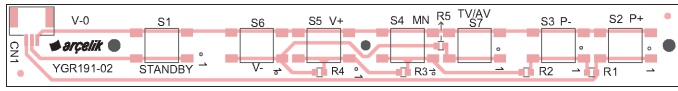
Keyboard VDM191

Ansicht von der Lötseite / View of Solder Side



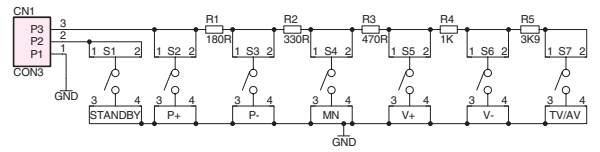
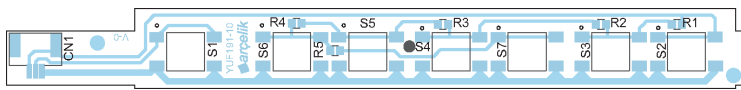
Keyboard YGR191-02

Ansicht von der Lötseite / View of Solder Side



Keyboard YUF191-10

Ansicht von der Lötseite / View of Solder Side



Ersatzteilliste
Spare Parts List

NUR FÜR INTERNEN GEBRAUCH
FOR INTERNAL USE ONLY

TV

3 / 2011

32 GLX 3002 T

POS. NR. POS. NO.	ABB. FIG.	MATERIAL-NR. PART NUMBER	ANZ. QTY.	BEZEICHNUNG (D)	DESCRIPTION (GB)
BESTELL-NR. / ORDER NO.: GBI5932 (JNN)					
		GBI5932		32 GLX 3002 T PRODUKTCODE JNN KEIN E-TEIL	32 GLX 3002 T PRODUCT CODE JNN NO SPARE PART
Hinweis: Sollte in dieser Ersatzteilliste Ihr "Product Code" oder Ihre Display-Variante nicht aufgeführt sein, finden Sie eine aktualisierte Version auf dem GRUNDIG Service-Portal " http://service.grundig.de ".					
Note: If your "Product Code" or display variant is not mentioned in the spare parts list, please look for a current version at the GRUNDIG service portal " http://service.grundig.de ".					
0001.000		759551576700		GEH.- VORDERTEIL SCHWARZ	FRONT CABINET BLACK
0002.000		759551589800		RUECKWAND SCHWARZ	BACK COVER BLACK
0005.000		759551589900		STAND FUSS SCHWARZ	STAND FOOT BLACK
0007.000		759551547900		KNOPF PROG./VOL./STD-BY SCHWARZ	KNOB PROG./VOL./STD-BY BLACK
0015.000		759551401200		LAUTSPRECHER 10/15W 8 OHM	LOUDSPEAKER 10/15W 8 OHM
0019.000		759551460800		KABEL DISPLAY-LVDS 400MM	CABLE DISPLAY-LVDS 400MM
0020.000	△	759551544100		LCD-DISPLAY T315XW03-V300	LCD-DISPLAY T315XW03-V300
0022.000	△	759551343100		NETZKABEL 180CM	POWER CABLE 180CM
0023.000	△	275990309400		LP-NETZTEILMODUL FSP115-3F01	POWER BOARD FSP115-3F01(NAC)
0025.000	△	275991134900	X	LP-CHASSISMODUL SU (JNN)	CHASSIS BOARD SU (JNN)
0027.000		720117145700		FERNBEDIENUNG RC 23	REMOTE CONTROL RC 23
0030.000		759551558000		TASTSCHALTER	KEY SWITCH
0032.000		759551544900		IR-EMPFAENGER TSOP35436TT	IR-RECEIVER TSOP35436TT
0033.000		759551549100		LED-SMD 1206 BLAU 250MCD 3.3V	LED-SMD 1206 BLUE 250MCD 3.3V
0090.000		759551559700		KARTON OBERTEIL VLC	CARTON TOP VLC
0091.000		759551559800		KARTON UNTERTEIL VLC	CARTON BOTTOM VLC
0092.000		759551560200		POLSTER OBEN	CUSHION TOP
0093.000		759551560100		POLSTER OBEN RECHTS	CUSHION TOP RIGHT
0094.000		759551559900		POLSTER BODEN LINKS	CUSHION BOTTOM LEFT
0095.000		759551560000		POLSTER BODEN RECHTS	CUSHION BOTTOM RIGHT
DIE BEDIENUNGSANLEITUNG KOENNEN SIE IM INTERNET UNTER FOLGENDER ADRESSE ABRUFEN: WWW.GRUNDIG.DE MENU: DOWNLOADS					
THE INSTRUCTION MANUAL CAN BE DOWNLOADED FROM THE INTERNET UNDER THE FOLLOWING ADDRESS: WWW.GRUNDIG.DE MENU: DOWNLOADS					
720100550000 SERVICE MANUAL D/GB					
720100550200 SERVICE MANUAL D/GB 2. ERGAENZUNG					
720108000001 SICHERHEITSMANUAL D/GB/E/F/I					
X = SIEHE GESONDERTE E-LISTE					
X = SEE SEPARATE PARTS LIST					

Ersatzteilliste
Spare Parts List

NUR FÜR INTERNEN GEBRAUCH
FOR INTERNAL USE ONLY

TV

4 / 2011

32 VLC 4010 C

POS. NR. POS. NO.	ABB. FIG.	MATERIAL-NR. PART NUMBER	ANZ. QTY.	BEZEICHNUNG (D)	DESCRIPTION (GB)
BESTELL-NR. / ORDER NO.: GBJ2132 (JTJ)					
		GBJ2132		32 VLC 4010 C PRODUKTCODE JTJ KEIN E-TEIL	32 VLC 4010 C PRODUCT CODE JTJ NO SPARE PART
Hinweis: Sollte in dieser Ersatzteilliste Ihr "Product Code" oder Ihre Display-Variante nicht aufgeführt sein, finden Sie eine aktualisierte Version auf dem GRUNDIG Service-Portal " http://service.grundig.de ".					
Note: If your "Product Code" or display variant is not mentioned in the spare parts list, please look for a current version at the GRUNDIG service portal " http://service.grundig.de ".					
0001.000		759551547600		GEH.- VORDERTEIL SCHWARZ	FRONT CABINET BLACK
0002.000		759551569400		RUECKWAND SCHWARZ	BACK COVER BLACK
0005.000		759551582000		STANDFUSS SCHWARZ	STAND FOOT BLACK
0007.000		759551547900		KNOPF PROG./VOL./STD-BY SCHWARZ	KNOB PROG./VOL./STD-BY BLACK
0015.000		759551437700		LAUTSPRECHER 8 OHM 15/22.5W	LOUDSPEAKER 8 OHM 15/22.5W
0019.000		759551460800		KABEL DISPLAY-LVDS 400MM	CABLE DISPLAY-LVDS 400MM
0020.000	△	759551544100		LCD-DISPLAY AUO T315XW03-V300	LCD-DISPLAY AUO T315XW03-V300
0022.000	△	759551343100		NETZKABEL 180CM	POWER CABLE 180CM
0023.000	△	275990309400		LP-NETZTEILMODUL FSP115-3F01(N	POWER BOARD FSP115-3F01(NAC)
0025.000	△	275991133200	X	LP-CHASSISMODUL SU (5R8)	CHASSIS BOARD SU (5R8)
0027.000		720117145700		FERNBEDIENUNG RC 23	REMOTE CONTROL RC 23
0030.000		759551057800		TASTSCHALTER	KEY SWITCH
0032.000		759551504200		IR-EMPFAENGER TSOP38438	IR RECEIVER TSOP38438
0033.000		759551541500		LED BLAU 5MM 3,5 V	LED BLUE 5MM 3,5 V
0090.000		759551517400		KARTON 32"	CARTON 32"
0091.000		759551517500		POLSTER OBEN	CUSHION TOP
0092.000		759551517600		POLSTER UNTEN	CUSHION BOTTOM
DIE BEDIENUNGSANLEITUNG KOENNEN SIE IM INTERNET UNTER FOLGENDER ADRESSE ABRUFEN: WWW.GRUNDIG.DE MENU: DOWNLOADS					
THE INSTRUCTION MANUAL CAN BE DOWNLOADED FROM THE INTERNET UNDER THE FOLLOWING ADDRESS: WWW.GRUNDIG.DE MENU: DOWNLOADS					
720100550000 SERVICE MANUAL D/GB					
720100550200 SERVICE MANUAL D/GB 2. ERGAENZUNG					
720108000001 SICHERHEITSMANUAL D/GB/E/F/I					
X = SIEHE GESONDERTE E-LISTE					
X = SEE SEPARATE PARTS LIST					

Es gelten die Vorschriften und Sicherheitshinweise gemäß dem Service Manual "Sicherheit", Mat.-Nummer 720108000001, sowie zusätzlich die eventuell abweichenden, landesspezifischen Vorschriften!



The regulations and safety instructions shall be valid as provided by the "Safety" Service Manual, part number 720108000001, as well as the respective national deviations.

ÄNDERUNGEN VORBEHALTEN / SUBJECT TO ALTERATION

Es gelten die Vorschriften und Sicherheitshinweise gemäß dem Service Manual "Sicherheit", Mat.-Nummer 720108000001, sowie zusätzlich die eventuell abweichenden, landesspezifischen Vorschriften!



The regulations and safety instructions shall be valid as provided by the "Safety" Service Manual, part number 720108000001, as well as the respective national deviations.

ÄNDERUNGEN VORBEHALTEN / SUBJECT TO ALTERATION

Ersatzteilliste
Spare Parts List

NUR FÜR INTERNEN GEBRAUCH
FOR INTERNAL USE ONLY

TV

5 / 2011

32 VLE 7151 C

BESTELL-NR. / ORDER NO.: GBJ7332 (JXM)

POS. NR. POS. NO.	ABB. FIG.	MATERIAL-NR. PART NUMBER	ANZ. QTY.	BEZEICHNUNG (D)	DESCRIPTION (GB)
<p>GBJ7332 32 VLE 7151 C PRODUKTCODE JXM KEIN E-TEIL</p> <p>Hinweis: Sollte in dieser Ersatzteilliste Ihr "Product Code" oder Ihre Display-Variante nicht aufgeführt sein, finden Sie eine aktualisierte Version auf dem GRUNDIG Service-Portal "http://service.grundig.de".</p> <p>Note: If your "Product Code" or display variant is not mentioned in the spare parts list, please look for a current version at the GRUNDIG service portal "http://service.grundig.de".</p>					
0001.000		759551583300		GEH.- VORDERTEIL WEISS	FRONT CABINET WHITE
0002.000		759551600900		RUECKWAND WEISS	BACK COVER WHITE
0005.000		759551583500		STANDFUSS WEISS	STAND FOOT WHITE
0007.000		759551583600		KNOPF PROG./VOL./STD-BY WEISS	KNOPF PROG./VOL./STD-BY WHITE
0015.000		759551544700		LAUTSPRECHER KOMPLETT	SPEAKER COMPLETE
0018.000		759551566700		KABEL DISPLAY-LVDS 350 MM 51PIN	CABLE DISPLAY-LVDS 350 MM 51PIN
0019.000		759551566800		KABEL DISPLAY-LVDS 350 MM 41PIN	CABLE DISPLAY-LVDS 350 MM 41PIN
0020.000	△	759551566900		LCD-DISPLAY SS LTA320HF05-001	LCD-DISPLAY SS LTA320HF05-001
0021.000	△	759551599700		INVERTERKABEL 300 MM	INVERTERCABLE 300 MM
0022.000	△	759551343100		NETZKABEL 180CM	POWER CABLE 180CM
0023.000	△	275990310700		LP-NETZTEILMODUL 145W 32 SLIM	POWER BOARD 145W 32 SLIM PSU
0025.000	△	275991139300	X	LP-CHASSISMODUL SU (JXM)	CHASSIS BOARD SU (JXM)
0027.000	△	720117144800		FERNBEDIENUNG TP3	REMOTE CONTROL TP3
0028.000		720117145300		FERNBEDIENUNG TP EASY SCHWARZ	REMOTE CONTROL TP EASY BLACK
0030.000		759551057800		TASTSCHALTER	KEY SWITCH
0032.000		759551544900		IR-EMPPFAENGER TSOP35436TT	IR-RECEIVER TSOP35436TT
0033.000		759551549100		LED-SMD 1206 BLAU 250MCD 3.3V	LED-SMD 1206 BLUE 250MCD 3.3V
0090.000		759551545500		KARTON LED 40"	CARTON LED 40"
0091.000		759551545100		POLSTER OBEN LINKS	CUSHION TOP LEFT
0092.000		759551545200		POLSTER OBEN RECHTS	CUSHION TOP RIGHT
0093.000		759551545300		POLSTER UNTEN LINKS	CUSHION BOTTOM LEFT
0094.000		759551545400		POLSTER UNTEN RECHTS	CUSHION BOTTOM RIGHT
0095.000		759551562800		POLSTER MITTELSTUECK	CUSHION MIDDLE
0096.000		759551565200		POLSTER MITTELSTUECK	CUSHION MIDDLEPART
<p>DIE BEDIENUNGSANLEITUNG KOENNEN SIE IM INTERNET UNTER FOLGENDER ADRESSE ABRUFEN: WWW.GRUNDIG.DE MENU: DOWNLOADS</p> <p>THE INSTRUCTION MANUAL CAN BE DOWNLOADED FROM THE INTERNET UNDER THE FOLLOWING ADDRESS: WWW.GRUNDIG.DE MENU: DOWNLOADS</p>					
<p>720100550000 SERVICE MANUAL D/GB</p> <p>720100550200 SERVICE MANUAL D/GB 2.ERGAENZUNG</p> <p>720108000001 SICHERHEITSMANUAL D/GB/E/F/I</p> <p>X = SIEHE GESONDERTE E-LISTE</p>					
<p>720100550000 SERVICE MANUAL D/GB</p> <p>720100550200 SERVICE MANUAL D/GB 2ND SUPPLEMENT</p> <p>720108000001 SAFETY SERVICE MANUAL D/GB/E/F/I</p> <p>X = SEE SEPARATE PARTS LIST</p>					

Ersatzteilliste
Spare Parts List

NUR FÜR INTERNEN GEBRAUCH
FOR INTERNAL USE ONLY

TV

3 / 2011

37 VLC 7020 C

BESTELL-NR. / ORDER NO.: GBI5037 (JMJ)

POS. NR. POS. NO.	ABB. FIG.	MATERIAL-NR. PART NUMBER	ANZ. QTY.	BEZEICHNUNG (D)	DESCRIPTION (GB)
<p>GBI5037 37 VLC 7020 C PRODUKTCODE JMJ KEIN E-TEIL</p> <p>Hinweis: Sollte in dieser Ersatzteilliste Ihr "Product Code" oder Ihre Display-Variante nicht aufgeführt sein, finden Sie eine aktualisierte Version auf dem GRUNDIG Service-Portal "http://service.grundig.de".</p> <p>Note: If your "Product Code" or display variant is not mentioned in the spare parts list, please look for a current version at the GRUNDIG service portal "http://service.grundig.de".</p>					
0001.000		759551565900		GEH.- VORDERTEIL SCHWARZ	FRONT CABINET BLACK
0002.000		759551566000		RUECKWAND SCHWARZ	BACK COVER BLACK
0005.000		759551539800		STANDFUSS SCHWARZ	STAND FOOT BLACK
0006.000		759551572700		STAND FUSS ZWISCHENSTUECK	STAND FOOT MIDDLEPART
0007.000		759551496800		KNOPF BEDIENUNG SCHWARZ	KNOB CONTROL BLACK
0015.000		759551401200		LAUTSPRECHER 10/15W 8 OHM 150X	LOUDSPEAKER 10/15W 8 OHM 150X4
0016.000		759550975700		HOCHTONLAUTSPRECHER 10 OHM	TWEETER 10 OHM / 10 W
0019.000		759551511900		KABEL DISPLAY-LVDS 450MM	KABEL DISPLAY-LVDS 450MM
0020.000	△	759551546100		LCD-DISPLAY LGD LC370WUN-SCC1	LCD-DISPLAY LGD LC370WUN-SCC1
0022.000	△	759551350200		NETZKABEL 150 CM	POWER CABLE 150 CM
0023.000	△	275990308100		LP-NETZTEILMODUL 24/8 FSP223-3	POWER SUPPLY BOARD 24/8 FSP22
0024.000	△	759550976400		NETZSCHALTER OHNE HALTER	POWER SWITCH WITHOUT HOLDER
0025.000	△	275991135100	X	LP-CHASSISMODUL SU (HWP)	CHASSIS BOARD SU (HWP)
0027.000		720117144800		FERNBEDIENUNG TP3	REMOTE CONTROL TP3
0030.000		759551558000		TASTSCHALTER	KEY SWITCH
0032.000		759551544900		IR-EMPPFAENGER TSOP35436TT	IR-RECEIVER TSOP35436TT
0033.000		759551549100		LED-SMD 1206 BLAU 250MCD 3.3V	LED-SMD 1206 BLUE 250MCD 3.3V
0090.000		759551559700		KARTON OBERTEIL VLC	CARTON TOP VLC
0091.000		759551573300		KARTON UNTERTEIL VLC	CARTON BOTTOM VLC
0092.000		759551563500		POLSTER OBEN	CUSHION TOP
0093.000		759551563600		POLSTER UNTEN LINKS/RECHTS	CUSHION BOTTOM LEFT/RIGHT
<p>DIE BEDIENUNGSANLEITUNG KOENNEN SIE IM INTERNET UNTER FOLGENDER ADRESSE ABRUFEN: WWW.GRUNDIG.DE MENU: DOWNLOADS</p> <p>THE INSTRUCTION MANUAL CAN BE DOWNLOADED FROM THE INTERNET UNDER THE FOLLOWING ADDRESS: WWW.GRUNDIG.DE MENU: DOWNLOADS</p>					
<p>720100550000 SERVICE MANUAL D/GB</p> <p>720100550200 SERVICE MANUAL D/GB 2.ERGAENZUNG</p> <p>720108000001 SICHERHEITSMANUAL D/GB/E/F/I</p> <p>X = SIEHE GESONDERTE E-LISTE</p>					
<p>720100550000 SERVICE MANUAL D/GB</p> <p>720100550200 SERVICE MANUAL D/GB 2ND SUPPLEMENT</p> <p>720108000001 SAFETY SERVICE MANUAL D/GB/E/F/I</p> <p>X = SEE SEPARATE PARTS LIST</p>					

Es gelten die Vorschriften und Sicherheitshinweise gemäß dem Service Manual "Sicherheit", Mat.-Nummer 720108000001, sowie zusätzlich die eventuell abweichenden, landesspezifischen Vorschriften!



The regulations and safety instructions shall be valid as provided by the "Safety" Service Manual, part number 720108000001, as well as the respective national deviations.

ÄNDERUNGEN VORBEHALTEN / SUBJECT TO ALTERATION

Es gelten die Vorschriften und Sicherheitshinweise gemäß dem Service Manual "Sicherheit", Mat.-Nummer 720108000001, sowie zusätzlich die eventuell abweichenden, landesspezifischen Vorschriften!



The regulations and safety instructions shall be valid as provided by the "Safety" Service Manual, part number 720108000001, as well as the respective national deviations.

ÄNDERUNGEN VORBEHALTEN / SUBJECT TO ALTERATION

Ersatzteilliste
Spare Parts List

NUR FÜR INTERNEN GEBRAUCH
FOR INTERNAL USE ONLY

TV

4 / 2011

37 VLC 9040 C

POS. NR. POS. NO.	ABB. FIG.	MATERIAL-NR. PART NUMBER	ANZ. QTY.	BEZEICHNUNG (D)	BESTELL-NR. / ORDER NO.: GBI6137 (HVT)	DESCRIPTION (GB)
		GBI6137		37 VLC 9040 C PRODUKTCODE HVT KEIN E-TEIL		37 VLC 9040 C PRODUCT CODE HVT NO SPARE PART
				Hinweis: Sollte in dieser Ersatzteilliste Ihr "Product Code" oder Ihre Display-Variante nicht aufgeführt sein, finden Sie eine aktualisierte Version auf dem GRUNDIG Service-Portal "http://service.grundig.de" .		Note: If your "Product Code" or display variant is not mentioned in the spare parts list, please look for a current version at the GRUNDIG service portal "http://service.grundig.de" .
0001.000		759551566300		GEH.- VORDERTEIL SCHWARZ		FRONT CABINET BLACK
0002.000		759551592500		RUECKWAND SCHWARZ		BACK COVER BLACK
0005.000		759551539800		STANDFUSS SCHWARZ		STAND FOOT BLACK
0006.000		759551572700		STAND FUSS ZWISCHENSTUECK		STAND FOOT MIDDLEPART
0007.000		759551496800		KNOPF BEDIENUNG SCHWARZ		KNOB CONTROL BLACK
0015.000		759551401200		LAUTSPRECHER 10/15W 8 OHM		LOUDSPEAKER 10/15W 8 OHM
0016.000		759550975700		HOCHTONLAUTSPRECHER 10 OHM		TWEETER 10 OHM / 10 W
0018.000		759551417200		KABEL LVDS 400MM		CABLE LVDS 400MM
0019.000		759551491700		KABEL DISPLAY-LVDS 350MM		CABLE DISPLAY-LVDS 350MM
0020.000	△	759551566500		LCD-DISPLAY LG LC370WUD-SCB1 T		LCD-DISPLAY LG LC370WUD-SCB1 T
0022.000	△	759551350200		NETZKABEL 150 CM		POWER CABLE 150 CM
0023.000	△	275990308800		LP-NETZTEILMODUL FSP361-3F01		POWER SUPPLY BOARD FSP361-3F01
0024.000	△	759550976400		NETZSCHALTER OHNE HALTER		POWER SWITCH WITHOUT HOLDER
0025.000	△	275991135600	X	LP-CHASSISMODUL SU (KZ9)		CHASSIS BOARD SU (KZ9)
0027.000		720117144800		FERNBEDIENUNG TP3		REMOTE CONTROL TP3
0030.000		759551558000		TASTSCHALTER		KEY SWITCH
0032.000		759551544900		IR-EMPFÄNGER TSOP35436TT		IR-RECEIVER TSOP35436TT
0033.000		759551549100		LED-SMD 1206 BLAU 250MCD 3.3V		LED-SMD 1206 BLUE 250MCD 3.3V
0090.000		759551563400		KARTON 37" VLC		CARTON 37" VLC
0091.000		759551573300		KARTON UNTERTEIL VLC		CARTON BOTTOM VLC
0092.000		759551563500		POLSTER OBEN		CUSHION TOP
0093.000		759551563600		POLSTER UNTEN LINKS/RECHTS		CUSHION BOTTOM LEFT/RIGHT
				DIE BEDIENUNGSANLEITUNG KOENNEN SIE IM INTERNET UNTER FOLGENDER ADRESSE ABRUFEN: WWW.GRUNDIG.DE MENU: DOWNLOADS		THE INSTRUCTION MANUAL CAN BE DOWNLOADED FROM THE INTERNET UNDER THE FOLLOWING ADDRESS: WWW.GRUNDIG.DE MENU: DOWNLOADS
		720100550000		SERVICE MANUAL D/GB		SERVICE MANUAL D/GB
		720100550200		SERVICE MANUAL D/GB 2.ERGAENZUNG		SERVICE MANUAL D/GB 2ND SUPPLEMENT
		720108000001		SICHERHEITSMANUAL D/GB/E/F/I		SAFETY SERVICE MANUAL D/GB/E/F/I
				X = SIEHE GESONDERTE E-LISTE		X = SEE SEPARATE PARTS LIST

53

Es gelten die Vorschriften und Sicherheitshinweise gemäß dem Service Manual "Sicherheit", Mat.-Nummer 720108000001, sowie zusätzlich die eventuell abweichenden, landesspezifischen Vorschriften!



The regulations and safety instructions shall be valid as provided by the "Safety" Service Manual, part number 720108000001, as well as the respective national deviations.

ÄNDERUNGEN VORBEHALTEN / SUBJECT TO ALTERATION

Ersatzteilliste
Spare Parts List

NUR FÜR INTERNEN GEBRAUCH
FOR INTERNAL USE ONLY

TV

4 / 2011

40 VLE 6140 C

POS. NR. POS. NO.	ABB. FIG.	MATERIAL-NR. PART NUMBER	ANZ. QTY.	BEZEICHNUNG (D)	BESTELL-NR. / ORDER NO.: GBJ4040 (JSP)	DESCRIPTION (GB)
		GBJ4040		40 VLE 6140 C BLACK PRODUKTCODE JSP KEIN E-TEIL		40 VLE 6140 C BLACK PRODUCT CODE JSP NO SPARE PART
				Hinweis: Sollte in dieser Ersatzteilliste Ihr "Product Code" oder Ihre Display-Variante nicht aufgeführt sein, finden Sie eine aktualisierte Version auf dem GRUNDIG Service-Portal "http://service.grundig.de" .		Note: If your "Product Code" or display variant is not mentioned in the spare parts list, please look for a current version at the GRUNDIG service portal "http://service.grundig.de" .
0001.000		759551559200		GEH.- VORDERTEIL SCHWARZ		FRONT CABINET BLACK
0002.000		759551587700		RUECKWAND SCHWARZ		BACK COVER BLACK
0005.000		759551559300		STANDFUSS SCHWARZ		STAND FOOT BLACK
0006.000		759551574100		STANDFUSS ZWISCHENSTUECK		STAND FOOT MIDDLEPART
0007.000		759551544600		KNOPF PROG./VOL./STD-BY SCHWARZ		KNOB PROG./VOL./STD-BY SCHWARZ
0015.000		759551556900		LAUTSPRECHER KOMPLETT		LOUDSPEAKER ASSY
0019.000		759551589300		KABEL DISPLAY-LVDS 450MM		CABLE DISPLAY-LVDS 450 MM
0020.000	△	759551605300		LCD-DISPLAY SS LTA400HM08-C01		LCD-DISPLAY SS LTA400HM08-C01
0021.000	△	759551600300		INVERTERKABEL 400 MM		INVERTER CABLE 400 MM
0022.000	△	759551343100		NETZKABEL 180CM		POWER CABLE 180CM
0023.000	△	275990311200		LP-NETZTEILMODUL 175W 40-46 SL		POWER BOARD 175W 40-46 SLIM PS
0025.000		275991142000	X	LP-CHASSISMODUL SU (BK2)		CHASSIS BOARD SU (BK2)
0027.000		720117144800		FERNBEDIENUNG TP3		REMOTE CONTROL TP3
0028.000		720117145300		FERNBEDIENUNG TP EASY SCHWARZ		REMOTE CONTROL TP EASY BLACK
0030.000		759551057800		TASTSCHALTER		KEY SWITCH
0032.000		759551544900		IR-EMPFÄNGER TSOP35436TT		IR-RECEIVER TSOP35436TT
0033.000		759551549100		LED-SMD 1206 BLAU 250MCD 3.3V		LED-SMD 1206 BLUE 250MCD 3.3V
0090.000		759551529300		KARTON 40"		CARTON 40"
0091.000		759551551000		KARTON UNTERTEIL		CARTON DOWNPART
0092.000		759551557200		POLSTER OBEN		CUSHION TOP
0093.000		759551557300		POLSTER UNTEN		CUSHION BOTTOM
				DIE BEDIENUNGSANLEITUNG KOENNEN SIE IM INTERNET UNTER FOLGENDER ADRESSE ABRUFEN: WWW.GRUNDIG.DE MENU: DOWNLOADS		THE INSTRUCTION MANUAL CAN BE DOWNLOADED FROM THE INTERNET UNDER THE FOLLOWING ADDRESS: WWW.GRUNDIG.COM MENU: DOWNLOADS
		720100550000		SERVICE MANUAL D/GB		SERVICE MANUAL D/GB
		720100550200		SERVICE MANUAL D/GB 2.ERGAENZUNG		SERVICE MANUAL D/GB 2ND SUPPLEMENT
		720108000001		SICHERHEITSMANUAL D/GB/E/F/I		SAFETY SERVICE MANUAL D/GB/E/F/I
				X = SIEHE GESONDERTE E-LISTE		X = SEE SEPARATE PARTS LIST

Es gelten die Vorschriften und Sicherheitshinweise gemäß dem Service Manual "Sicherheit", Mat.-Nummer 720108000001, sowie zusätzlich die eventuell abweichenden, landesspezifischen Vorschriften!



The regulations and safety instructions shall be valid as provided by the "Safety" Service Manual, part number 720108000001, as well as the respective national deviations.

ÄNDERUNGEN VORBEHALTEN / SUBJECT TO ALTERATION

Ersatzteilliste
Spare Parts List

NUR FÜR INTERNEN GEBRAUCH
FOR INTERNAL USE ONLY

TV

5 / 2011

40 VLE 7020 C

BESTELL-NR. / ORDER NO.: GBJ5240 (JQU)

POS. NR. POS. NO.	ABB. FIG.	MATERIAL-NR. PART NUMBER	ANZ. QTY.	BEZEICHNUNG (D)	DESCRIPTION (GB)
		GBJ5240		40 VLE 7020 C GLOSSY BLACK PRODUKT CODE JQU KEIN E-TEIL	40 VLE 7020 C GLOSSY BLACK PRODUCT CODE JQU NO SPARE PART
				Hinweis: Sollte in dieser Ersatzteilliste Ihr "Product Code" oder Ihre Display-Variante nicht aufgeführt sein, finden Sie eine aktualisierte Version auf dem GRUNDIG Service-Portal "http://service.grundig.de" .	Note: If your "Product Code" or display variant is not mentioned in the spare parts list, please look for a current version at the GRUNDIG service portal "http://service.grundig.de" .
0001.000		759551558300		GEH.- VORDERTEIL SCHWARZ	FRONT CABINET BLACK
0002.000		759551587700		RUECKWAND SCHWARZ	BACK COVER BLACK
0005.000		759551559300		STANDFUSS SCHWARZ	STAND FOOT BLACK
0006.000		759551574100		STANDFUSS ZWISCHENSTUECK	STAND FOOT MIDDLEPART
0007.000		759551544600		KNOPF PROG./VOL./STD-BY SCHWARZ	KNOB PROG./VOL./STD-BY SCHWARZ
0015.000		759551556900		LAUTSPRECHER KOMPLETT	LOUDSPEAKER ASSY
0019.000		759551589300		KABEL DISPLAY-LVDS 450MM	CABLE DISPLAY-LVDS 450 MM
0020.000	△	759551589400		LCD-DISPLAY LTA400HM08-C01*1	LCD-DISPLAY LTA400HM08-C01*1
0020.000	△	759551605300		LCD-DISPLAY LTA400HM08-C01*2	LCD-DISPLAY LTA400HM08-C01*2
0021.000		759551600300		INVERTERKABEL 400 MM	INVERTER CABLE 400 MM
0022.000	△	759551343100		NETZKABEL 180CM	POWER CABLE 180CM
0023.000	△	275990311200		LP-NETZTEILMODUL 175W 40-46 SL	POWER BOARD 175W 40-46 SLIM PS
0025.000	△	275991139200	X	LP-CHASSISMODUL SU (JQV)*1	CHASSIS BOARD SU (JQV)*1
0025.000	△	275991141900	X	LP-CHASSISMODUL SU (BK3)*2	LP-CHASSISMODUL SU (BK3)*2
0027.000		720117144800		FERNBEDIENUNG TP3	REMOTE CONTROL TP3
0028.000		720117145300		FERNBEDIENUNG TP EASY SCHWARZ	REMOTE CONTROL TP EASY BLACK
0030.000		759551057800		TASTSCHALTER	KEY SWITCH
0032.000		759551544900		IR-EMPPFAENGER TSOP35436TT	IR-RECEIVER TSOP35436TT
0033.000		759551549100		LED-SMD 1206 BLAU 250MCD 3.3V	LED-SMD 1206 BLUE 250MCD 3.3V
0090.000		759551529300		KARTON 40"	CARTON 40"
0091.000		759551551000		KARTON UNTERTEIL	CARTON DOWNPART
0092.000		759551557200		POLSTER OBEN	CUSHION TOP
0093.000		759551558200		POLSTER OBEN / UNTEN	CUSHION TOP / BOTTOM
0094.000		759551557300		POLSTER UNTEN	CUSHION BOTTOM
				DIE BEDIENUNGSANLEITUNG KOENNEN SIE IM INTERNET UNTER FOLGENDER ADRESSE ABRUFEN: WWW.GRUNDIG.DE MENU: DOWNLOADS	THE INSTRUCTION MANUAL CAN BE DOWNLOADED FROM THE INTERNET UNDER THE FOLLOWING ADDRESS: WWW.GRUNDIG.DE MENU: DOWNLOADS
		720100550000		SERVICE MANUAL D/GB	SERVICE MANUAL D/GB
		720100550200		SERVICE MANUAL D/GB 2.ERGAENZUNG	SERVICE MANUAL D/GB 2ND SUPPLEMENT
		720108000001		SICHERHEITSMANUAL D/GB/E/F/I	SAFETY SERVICE MANUAL D/GB/E/F/I
				X = SIEHE GESONDERTE E-LISTE	X = SEE SEPARATE PARTS LIST

54

Es gelten die Vorschriften und Sicherheitshinweise gemäß dem Service Manual "Sicherheit", Mat.-Nummer 720108000001, sowie zusätzlich die eventuell abweichenden, landesspezifischen Vorschriften!



The regulations and safety instructions shall be valid as provided by the "Safety" Service Manual, part number 720108000001, as well as the respective national deviations.

ÄNDERUNGEN VORBEHALTEN / SUBJECT TO ALTERATION

Ersatzteilliste
Spare Parts List

NUR FÜR INTERNEN GEBRAUCH
FOR INTERNAL USE ONLY

TV

3 / 2011

42 VLC 7020 C

BESTELL-NR. / ORDER NO.: GBI5042 (JMK)

POS. NR. POS. NO.	ABB. FIG.	MATERIAL-NR. PART NUMBER	ANZ. QTY.	BEZEICHNUNG (D)	DESCRIPTION (GB)
		GBI5042		42 VLC 7020 C PRODUKT CODE JMK KEIN E-TEIL	42 VLC 7020 C PRODUCT CODE JMK NO SPARE PART
				Hinweis: Sollte in dieser Ersatzteilliste Ihr "Product Code" oder Ihre Display-Variante nicht aufgeführt sein, finden Sie eine aktualisierte Version auf dem GRUNDIG Service-Portal "http://service.grundig.de" .	Note: If your "Product Code" or display variant is not mentioned in the spare parts list, please look for a current version at the GRUNDIG service portal "http://service.grundig.de" .
0001.000		759551590000		GEH.- VORDERTEIL SCHWARZ	FRONT CABINET BLACK
0002.000		759551569100		RUECKWAND SCHWARZ	BACK COVER BLACK
0005.000		759551539800		STANDFUSS SCHWARZ	STAND FOOT BLACK
0006.000		759551572700		STAND FUSS ZWISCHENSTUECK	STAND FOOT MIDDLEPART
0007.000		759551496800		KNOPF BEDIENUNG SCHWARZ	KNOB CONTROL BLACK
0015.000		759551401200		LAUTSPRECHER 10/15W 8 OHM	LOUDSPEAKER 10/15W 8 OHM
0016.000		759550975700		HOCHTONLAUTSPRECHER 10 OHM	TWEETER 10 OHM / 10 W
0019.000		759551511900		KABEL DISPLAY-LVDS 450MM	KABEL DISPLAY-LVDS 450MM
0020.000	△	759551558900		LCD-DISPLAY LGD LC420WUN-SCB1	LCD-DISPLAY LGD LC420WUN-SCB1
0022.000	△	759551350200		NETZKABEL 150 CM	POWER CABLE 150 CM
0023.000	△	275990308800		LP-NETZTEILMODUL FSP361-3F01	POWER SUPPLY BOARD FSP361-3F01
0024.000	△	759550976400		NETZSCHALTER OHNE HALTER	POWER SWITCH WITHOUT HOLDER
0025.000	△	275991135000	X	LP-CHASSISMODUL SU (HWQ)	CHASSIS BOARD SU (HWQ)
0027.000		720117144800		FERNBEDIENUNG TP3	REMOTE CONTROL TP3
0030.000		759551558000		TASTSCHALTER	KEY SWITCH
0032.000		759551544900		IR-EMPPFAENGER TSOP35436TT	IR-RECEIVER TSOP35436TT
0033.000		759551549100		LED-SMD 1206 BLAU 250MCD 3.3V	LED-SMD 1206 BLUE 250MCD 3.3V
0090.000		759551398800		KARTON	CARTON
0091.000		759551540100		POLSTER OBEN	CUSHION TOP
0092.000		759551540200		POLSTER OBEN RECHTS	CUSHION TOP RIGHT
0093.000		759551540300		POLSTER UNTEN	CUSHION BOTTOM
0094.000		759551540400		POLSTER UNTEN RECHTS	CUSHION BOTTOM RIGHT
				DIE BEDIENUNGSANLEITUNG KOENNEN SIE IM INTERNET UNTER FOLGENDER ADRESSE ABRUFEN: WWW.GRUNDIG.DE MENU: DOWNLOADS	THE INSTRUCTION MANUAL CAN BE DOWNLOADED FROM THE INTERNET UNDER THE FOLLOWING ADDRESS: WWW.GRUNDIG.DE MENU: DOWNLOADS
		720100550000		SERVICE MANUAL D/GB	SERVICE MANUAL D/GB
		720100550200		SERVICE MANUAL D/GB 2.ERGAENZUNG	SERVICE MANUAL D/GB 2ND SUPPLEMENT
		720108000001		SICHERHEITSMANUAL D/GB/E/F/I	SAFETY SERVICE MANUAL D/GB/E/F/I
				X = SIEHE GESONDERTE E-LISTE	X = SEE SEPARATE PARTS LIST

Es gelten die Vorschriften und Sicherheitshinweise gemäß dem Service Manual "Sicherheit", Mat.-Nummer 720108000001, sowie zusätzlich die eventuell abweichenden, landesspezifischen Vorschriften!



The regulations and safety instructions shall be valid as provided by the "Safety" Service Manual, part number 720108000001, as well as the respective national deviations.

ÄNDERUNGEN VORBEHALTEN / SUBJECT TO ALTERATION

Ersatzteilliste
Spare Parts List

NUR FÜR INTERNEN GEBRAUCH
FOR INTERNAL USE ONLY

TV

4 / 2011

NEW YORK 40 CI+

POS. NR. POS. NO.	ABB. FIG.	MATERIAL-NR. PART NUMBER	ANZ. QTY.	BEZEICHNUNG (D)	BESTELL-NR. / ORDER NO.: GBI9440 (JBQ)	DESCRIPTION (GB)			
		GBI9440		NEW YORK 40 CI+ SILBER PRODUKTCODE JBQ KEIN E-TEIL	NEW YORK 40 CI+ SILVER PRODUCT CODE JBQ NO SPARE PART				
				Hinweis: Sollte in dieser Ersatzteilliste Ihr "Product Code" oder Ihre Display-Variante nicht aufgeführt sein, finden Sie eine aktualisierte Version auf dem GRUNDIG Service-Portal " http://service.grundig.de ".	Note: If your "Product Code" or display variant is not mentioned in the spare parts list, please look for a current version at the GRUNDIG service portal " http://service.grundig.de ".				
0001.000		759551588800		GEH.- VORDERTEIL SILBER	FRONT CABINET SILVER	0001.000	759551646600	GEH.-VORDERTEIL SCHWARZ	FRONT CABINET BLACK
0002.000		759551517200		RUECKWAND SILBER	BACK COVER SILVER	0002.000	759551582100	RUECKWAND SCHWARZ	BACK COVER BLACK
0005.000		759551568200		SCHWENKFUSS SILBER	STAND SWIVEL SILVER	0005.000	759551559600	STANDFUSS SCHWARZ	STAND FOOT BLACK
0007.000		759551543600		KNOPF PROG./VOL./STD-BY SILBER	KNOPF PROG./VOL./STD-BY SILVER	0015.000	759551401200	LAUTSPRECHER 10/15W 8 OHM 150X	LOUDSPEAKER 10/15W 8 OHM 150X4
0014.000		759551531700		LAUTSPRECHERGITTER SILBER	SPEAKER GRILL SILVER	0019.000	759551503100	LVDS-KABEL L=400MM	LVDS CABLE L=400MM
0015.000		759551529500		LAUTSPRECHER KOMPLETT	SPEAKER COMPLETE	0020.000	759551511400	LCD-DISPLAY SS LTA320AP10-001	LCD-DISPLAY SS LTA320AP10-001
0018.000		759551550100		LVDS-KABEL 41 PIN 40 LED PANEL	LVDS-CABLE 41 PIN 40 LED PANEL	0020.100	759551646700	T-CON MODUL (XTS)	T-CON BOARD (XTS)
0019.000		759551516900		KABEL DISPLAY-LVDS 500MM	CABLE DISPLAY-LVDS 500MM	0020.200	759551646800	INVERTERMODUL (XWT)	INVERTER BOARD (XWT)
0020.000	△	759551557000		LCD-DISPLAY LTA400HF16-C01*1	LCD-DISPLAY LTA400HF16-C01*1	0021.000	759551600300	INVERTERKABEL 400 MM	INVERTER CABLE 400 MM
0020.000	△	759551558700		LCD-DISPLAY LTA400HF16-C03*2	LCD-DISPLAY LTA400HF16-C03*2	0022.000	759551574500	NETZKABEL 160 CM	CORD POWER 160 CM
0022.000	△	759551529200		NETZKABEL 2000MM	CABLE POWER 2000MM	0023.000	275990308100	LP-NETZTEILMODUL 24/8 FSP223-3	POWER SUPPLY BOARD 24/8 FSP22
0023.000	△	275990311200		LP-NETZTEILMODUL 175W 40-46 SL	POWER BOARD 175W 40-46 SLIM PS	0023.100	275990309200	LP-NETZTEILMODUL 100MW (YNG)	POWER BOARD 100MW (YNG)
0025.000	△	275991135200	X	LP-CHASSISMODUL SU (JBQ)*1	CHASSIS BOARD SU (JBQ)*1	0024.000	759550976400	NETZSCHALTER OHNE HALTER	POWER SWITCH WITHOUT HOLDER
0025.000	△	275991135300	X	LP-CHASSISMODUL SU (LL9)*2	CHASSIS BOARD SU (LL9)*2	0025.000	275991161700	LP-CHASSISMODUL SU (UZ6)	CHASSIS BOARD SU (UZ6)
0027.000		720117144800		FERNBEDIENUNG TP3	REMOTE CONTROL TP3	0027.000	720117144800	FERNBEDIENUNG TP3	REMOTE CONTROL TP3
0028.000		720117145400		FERNBEDIENUNG TP EASY WEISS	REMOTE CONTROL TP EASY WHITE	0030.000	759551558800	TASTSCHALTER	KEY SWITCH
0030.000		759550451400		TASTSCHALTER	KEY SWITCH	0032.000	759551544900	IR-EMPFANER TSOP35436TT	IR-RECEIVER TSOP35436TT
0032.000		759551504200		IR-EMPFANER TSOP38438	IR RECEIVER TSOP38438	0033.000	759551549100	LED-SMD 1206 BLAU 250MCD 3.3V	LED-SMD 1206 BLUE 250MCD 3.3V
0033.000		759551541500		LED BLAU 5MM 3,5 V	LED BLUE 5MM 3,5 V	0090.000	759551503200	KARTON	KARTON
0090.000		759551529300		KARTON 40"	CARTON 40"	0091.000	759551560200	POLSTER OBEN	CUSHION TOP
0091.000		759551551000		KARTON UNTERTEIL	CARTON DOWNPART	0092.000	759551560100	POLSTER OBEN RECHTS	CUSHION TOP RIGHT
0092.000		759551529400		POLSTER OBEN	CUSHION TOP	0093.000	759551559900	POLSTER BODEN LINKS	CUSHION BOTTOM LEFT
0093.000		759551531600		POLSTER UNTEN	CUSHION BOTTOM	0094.000	759551560000	POLSTER BODEN RECHTS	CUSHION BOTTOM RIGHT
				DIE BEDIENUNGSANLEITUNG KOENNEN SIE IM INTERNET UNTER FOLGENDER ADRESSE ABRUFEN: WWW.GRUNDIG.DE MENU: DOWNLOADS	THE INSTRUCTION MANUAL CAN BE DOWNLOADED FROM THE INTERNET UNDER THE FOLLOWING ADDRESS: WWW.GRUNDIG.DE MENU: DOWNLOADS			DIE BEDIENUNGSANLEITUNG KOENNEN SIE IM INTERNET UNTER FOLGENDER ADRESSE ABRUFEN: WWW.GRUNDIG.DE MENU: DOWNLOADS	THE INSTRUCTION MANUAL CAN BE DOWNLOADED FROM THE INTERNET UNDER THE FOLLOWING ADDRESS: WWW.GRUNDIG.DE MENU: DOWNLOADS
		720100550000		SERVICE MANUAL D/GB	SERVICE MANUAL D/GB		720100550000	SERVICE MANUAL D/GB	SERVICE MANUAL D/GB
		720100550200		SERVICE MANUAL D/GB 2.ERGAENZUNG	SERVICE MANUAL D/GB 2ND SUPPLEMENT		720100550200	SERVICE MANUAL D/GB 2.ERGAENZUNG	SERVICE MANUAL D/GB 2ND SUPPLEMENT
		720108000001		SICHERHEITSMANUAL D/GB/E/F/I	SAFETY SERVICE MANUAL D/GB/E/F/I		720108000001	SICHERHEITSMANUAL D/GB/E/F/I	SAFETY SERVICE MANUAL D/GB/E/F/I
				X = SIEHE GESONDERTE E-LISTE	X = SEE SEPARATE PARTS LIST			X = SIEHE GESONDERTE E-LISTE	X = SEE SEPARATE PARTS LIST

55

Es gelten die Vorschriften und Sicherheitshinweise gemäß dem Service Manual "Sicherheit", Mat.-Nummer 720108000001, sowie zusätzlich die eventuell abweichenden, landesspezifischen Vorschriften!



The regulations and safety instructions shall be valid as provided by the "Safety" Service Manual, part number 720108000001, as well as the respective national deviations.

ÄNDERUNGEN VORBEHALTEN / SUBJECT TO ALTERATION

Ersatzteilliste
Spare Parts List

NUR FÜR INTERNEN GEBRAUCH
FOR INTERNAL USE ONLY

TV

12 / 2011

VISION ECO 32-6943 T

POS. NR. POS. NO.	ABB. FIG.	MATERIAL-NR. PART NUMBER	ANZ. QTY.	BEZEICHNUNG (D)	BESTELL-NR. / ORDER NO.: GBH7632 (GSF)	DESCRIPTION (GB)			
		GBH7632		VISION ECO 32-6943 T PRODUKTCODE GSF KEIN E-TEIL	VISION ECO 32-6943 T PRODUCT CODE GSF NO SPARE PART				
				Hinweis: Sollte in dieser Ersatzteilliste Ihr "Product Code" oder Ihre Display-Variante nicht aufgeführt sein, finden Sie eine aktualisierte Version auf dem GRUNDIG Service-Portal " http://service.grundig.de ".	Note: If your "Product Code" or display variant is not mentioned in the spare parts list, please look for a current version at the GRUNDIG service portal " http://service.grundig.de ".				
0001.000		759551646600		GEH.-VORDERTEIL SCHWARZ	FRONT CABINET BLACK	0001.000	759551646600	GEH.-VORDERTEIL SCHWARZ	FRONT CABINET BLACK
0002.000		759551582100		RUECKWAND SCHWARZ	BACK COVER BLACK	0002.000	759551582100	RUECKWAND SCHWARZ	BACK COVER BLACK
0005.000		759551559600		STANDFUSS SCHWARZ	STAND FOOT BLACK	0005.000	759551559600	STANDFUSS SCHWARZ	STAND FOOT BLACK
0015.000		759551401200		LAUTSPRECHER 10/15W 8 OHM 150X	LOUDSPEAKER 10/15W 8 OHM 150X4	0015.000	759551401200	LAUTSPRECHER 10/15W 8 OHM 150X	LOUDSPEAKER 10/15W 8 OHM 150X4
0019.000		759551503100		LVDS-KABEL L=400MM	LVDS CABLE L=400MM	0019.000	759551503100	LVDS-KABEL L=400MM	LVDS CABLE L=400MM
0020.000	△	759551511400		LCD-DISPLAY SS LTA320AP10-001	LCD-DISPLAY SS LTA320AP10-001	0020.000	759551511400	LCD-DISPLAY SS LTA320AP10-001	LCD-DISPLAY SS LTA320AP10-001
0020.100	△	759551646700		T-CON MODUL (XTS)	T-CON BOARD (XTS)	0020.100	759551646700	T-CON MODUL (XTS)	T-CON BOARD (XTS)
0020.200	△	759551646800		INVERTERMODUL (XWT)	INVERTER BOARD (XWT)	0020.200	759551646800	INVERTERMODUL (XWT)	INVERTER BOARD (XWT)
0021.000		759551600300		INVERTERKABEL 400 MM	INVERTER CABLE 400 MM	0021.000	759551600300	INVERTERKABEL 400 MM	INVERTER CABLE 400 MM
0022.000	△	759551574500		NETZKABEL 160 CM	CORD POWER 160 CM	0022.000	759551574500	NETZKABEL 160 CM	CORD POWER 160 CM
0023.000	△	275990308100		LP-NETZTEILMODUL 24/8 FSP223-3	POWER SUPPLY BOARD 24/8 FSP22	0023.000	275990308100	LP-NETZTEILMODUL 24/8 FSP223-3	POWER SUPPLY BOARD 24/8 FSP22
0023.100	△	275990309200		LP-NETZTEILMODUL 100MW (YNG)	POWER BOARD 100MW (YNG)	0023.100	275990309200	LP-NETZTEILMODUL 100MW (YNG)	POWER BOARD 100MW (YNG)
0024.000	△	759550976400		NETZSCHALTER OHNE HALTER	POWER SWITCH WITHOUT HOLDER	0024.000	759550976400	NETZSCHALTER OHNE HALTER	POWER SWITCH WITHOUT HOLDER
0025.000	△	275991161700	X	LP-CHASSISMODUL SU (UZ6)	CHASSIS BOARD SU (UZ6)	0025.000	275991161700	LP-CHASSISMODUL SU (UZ6)	CHASSIS BOARD SU (UZ6)
0027.000		720117144800		FERNBEDIENUNG TP3	REMOTE CONTROL TP3	0027.000	720117144800	FERNBEDIENUNG TP3	REMOTE CONTROL TP3
0030.000		759551558800		TASTSCHALTER	KEY SWITCH	0030.000	759551558800	TASTSCHALTER	KEY SWITCH
0032.000		759551544900		IR-EMPFANER TSOP35436TT	IR-RECEIVER TSOP35436TT	0032.000	759551544900	IR-EMPFANER TSOP35436TT	IR-RECEIVER TSOP35436TT
0033.000		759551549100		LED-SMD 1206 BLAU 250MCD 3.3V	LED-SMD 1206 BLUE 250MCD 3.3V	0033.000	759551549100	LED-SMD 1206 BLAU 250MCD 3.3V	LED-SMD 1206 BLUE 250MCD 3.3V
0090.000		759551503200		KARTON	KARTON	0090.000	759551503200	KARTON	KARTON
0091.000		759551560200		POLSTER OBEN	CUSHION TOP	0091.000	759551560200	POLSTER OBEN	CUSHION TOP
0092.000		759551560100		POLSTER OBEN RECHTS	CUSHION TOP RIGHT	0092.000	759551560100	POLSTER OBEN RECHTS	CUSHION TOP RIGHT
0093.000		759551559900		POLSTER BODEN LINKS	CUSHION BOTTOM LEFT	0093.000	759551559900	POLSTER BODEN LINKS	CUSHION BOTTOM LEFT
0094.000		759551560000		POLSTER BODEN RECHTS	CUSHION BOTTOM RIGHT	0094.000	759551560000	POLSTER BODEN RECHTS	CUSHION BOTTOM RIGHT
				DIE BEDIENUNGSANLEITUNG KOENNEN SIE IM INTERNET UNTER FOLGENDER ADRESSE ABRUFEN: WWW.GRUNDIG.DE MENU: DOWNLOADS	THE INSTRUCTION MANUAL CAN BE DOWNLOADED FROM THE INTERNET UNDER THE FOLLOWING ADDRESS: WWW.GRUNDIG.DE MENU: DOWNLOADS			DIE BEDIENUNGSANLEITUNG KOENNEN SIE IM INTERNET UNTER FOLGENDER ADRESSE ABRUFEN: WWW.GRUNDIG.DE MENU: DOWNLOADS	THE INSTRUCTION MANUAL CAN BE DOWNLOADED FROM THE INTERNET UNDER THE FOLLOWING ADDRESS: WWW.GRUNDIG.DE MENU: DOWNLOADS
		720100550000		SERVICE MANUAL D/GB	SERVICE MANUAL D/GB		720100550000	SERVICE MANUAL D/GB	SERVICE MANUAL D/GB
		720100550200		SERVICE MANUAL D/GB 2.ERGAENZUNG	SERVICE MANUAL D/GB 2ND SUPPLEMENT		720100550200	SERVICE MANUAL D/GB 2.ERGAENZUNG	SERVICE MANUAL D/GB 2ND SUPPLEMENT
		720108000001		SICHERHEITSMANUAL D/GB/E/F/I	SAFETY SERVICE MANUAL D/GB/E/F/I		720108000001	SICHERHEITSMANUAL D/GB/E/F/I	SAFETY SERVICE MANUAL D/GB/E/F/I
				X = SIEHE GESONDERTE E-LISTE	X = SEE SEPARATE PARTS LIST			X = SIEHE GESONDERTE E-LISTE	X = SEE SEPARATE PARTS LIST

Es gelten die Vorschriften und Sicherheitshinweise gemäß dem Service Manual "Sicherheit", Mat.-Nummer 720108000001, sowie zusätzlich die eventuell abweichenden, landesspezifischen Vorschriften!



The regulations and safety instructions shall be valid as provided by the "Safety" Service Manual, part number 720108000001, as well as the respective national deviations.

ÄNDERUNGEN VORBEHALTEN / SUBJECT TO ALTERATION

