S-CLASS

Zygo Zodiac

MV2 BUILD

2008.06.11

DATE	CHANGE NO.	REV

	EE	DATE	POWER	DATE
DRAWER				
DESIGN				
CHECK				
RESPONSIBLE				

SIZE = 3 VER :

FILE NAME : XXXX-XXXXXX-XX

P/N XXXXXXXXXXX

INVENTEC

TITLE *Zygo/Zodiac*

SIZE	CODE	DOC. NUMBER	REV
A3	CS	*1310A21610-0-MTR*	*A01*

SHEET 1 OF 50

TABLE OF CONTENTS

PAGE	PAGE	PAGE
5- DC& BATTERY CHARGER	15- CLOCK_GENERATOR	36- SYSTEM BIOS&MDC CNTR
6- SELECT & BATTERY CONN	16- PENRYN-1	37- HDD&ODD CNTR
7- SYSTEM POWER(3V/5V)	17- PENRYN-2	38- USB CNTR
8- SYSTEM POWER(+V1.8/+V1.25S)	18- PENRYN-3	39- KBC
9- SYSTEM POWER(+VGFX/+VCCP)	19- THERMAL&FAN CONTROLLER	40- KB&TP CNTR&WebCAM
10- SYSTEM POWER(+V1.5S)	20- CANTIGA-1	41- AUDIO CODEC
11- CPU POWER(VCC_CORE)	21- CANTIGA-2	42- MDC CNTR & AUDIO JACK
12- DDR TERMINATION VOLTAGE	22- CANTIGA-3	43- NIC 10/100- CONTROLLER
13- POWER(SLEEP)	23- CANTIGA-4	44- NIC 10/100- RJ45 CNTR
14- POWER(SEQUENCE)	24- CANTIGA-5	45- MINICARD & BT & UWB CNTR
	25- CANTIGA-6	46- NEW CARD & Card Reader
	26- DDR2-DIMM0	47- LED & BUTTON
	27- DDR2-DIMM1	48- SCREW HOLE
	28- DDR2-DAMPING	
	29- VGA CNTR	49- SWITCH Board
	30- LCM CNTR	50- 15"ODD Extend Board
	31- ICH9-1	
	32- ICH9-2	
	33- ICH9-3	
	34- ICH9-4	
	35- ICH9-5	

CHANGE by *Ray* *30-May-2008*

INVENTEC			
TITLE *Zygo/Zodiac*			
SIZE A3	CODE CS	DOC. NUMBER *1310A21610-0-MTRA01*	REV
		SHEET 2 OF 50	

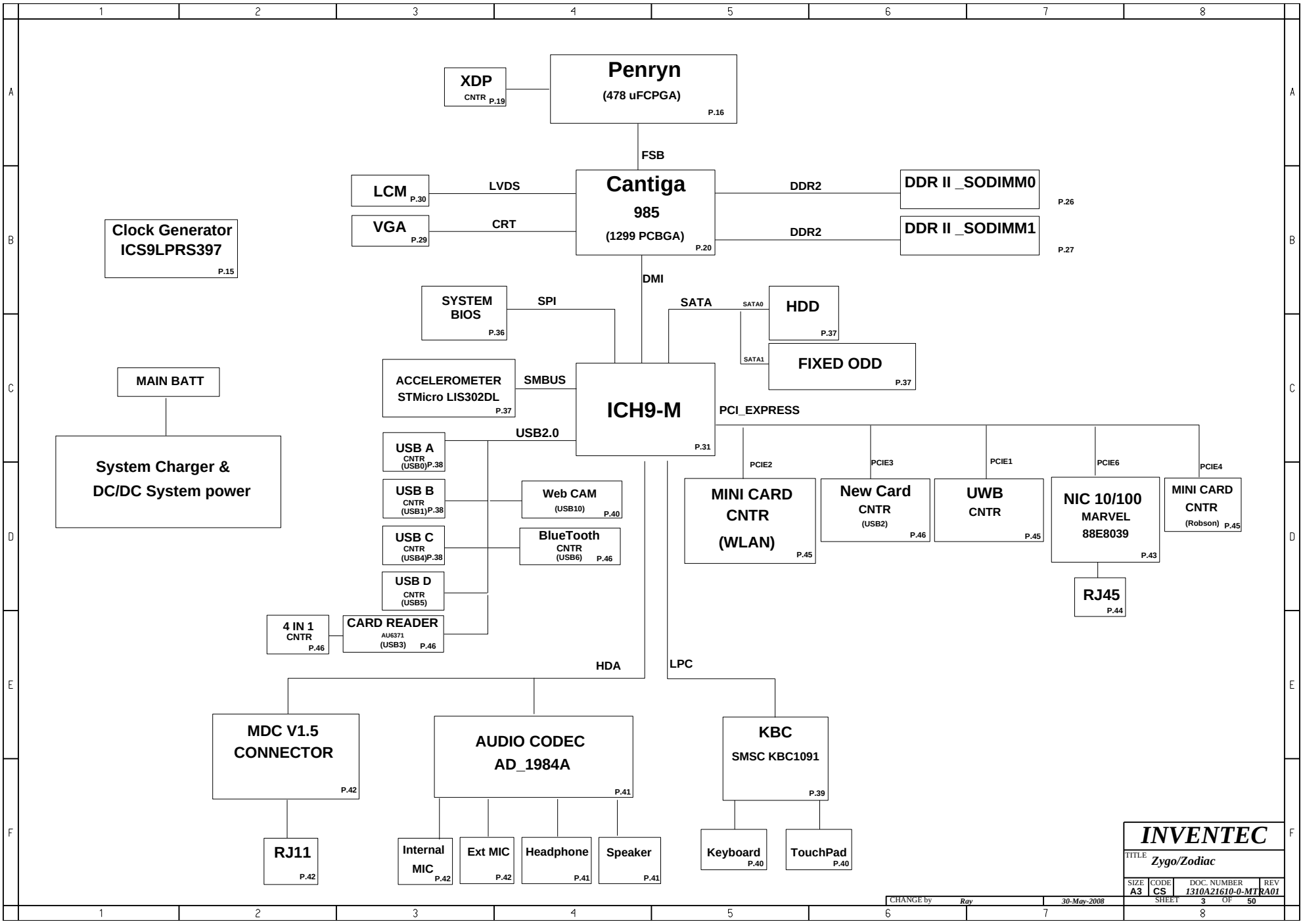
Penryn
(478 uFCPGA)
P.16
XDP
CNTR P.19
FSB
Cantiga
985
(1299 PCBGA)
P.20
LCM P.30
LVDS
VGA P.29
CRT
DDR2
DDR II _SODIMM0
P.26
DDR2
DDR II _SODIMM1
P.27
Clock Generator
ICS9LPRS397
P.15
DMI
SYSTEM BIOS
P.36
SPI
SATA
SATA0
HDD
P.37
SATA1
FIXED ODD
P.37
MAIN BATT
ACCELEROMETER
STMicro LIS302DL
P.37
SMBUS
ICH9-M
P.31
PCI_EXPRESS
System Charger &
DC/DC System power
USB2.0
USB A
CNTR
(USB0) P.38
USB B
CNTR
(USB1) P.38
USB C
CNTR
(USB4) P.38
USB D
CNTR
(USB5)
Web CAM
(USB10)
P.40
BlueTooth
CNTR
(USB6)
P.46
4 IN 1
CNTR
P.46
CARD READER
AU6371
(USB3)
P.46
PCIE2
MINI CARD
CNTR
(WLAN)
P.45
PCIE3
New Card
CNTR
(USB2)
P.46
PCIE1
UWB
CNTR
P.45
PCIE6
NIC 10/100
MARVEL
88E8039
P.43
RJ45
P.44
PCIE4
MINI CARD
CNTR
(Robson)
P.45
HDA
LPC
MDC V1.5
CONNECTOR
P.42
RJ11
P.42
AUDIO CODEC
AD_1984A
P.41
Internal
MIC
P.42
Ext MIC
P.42
Headphone
P.41
Speaker
P.41
KBC
SMSC KBC1091
P.39
Keyboard
P.40
TouchPad
P.40
INVENTEC
TITLE
Zygo/Zodiac
SIZE
A3
CODE
CS
DOC. NUMBER
1310A21610-0-MTRA01
REV
SHEET
3
OF
50
CHANGE by
Ray
30-May-2008

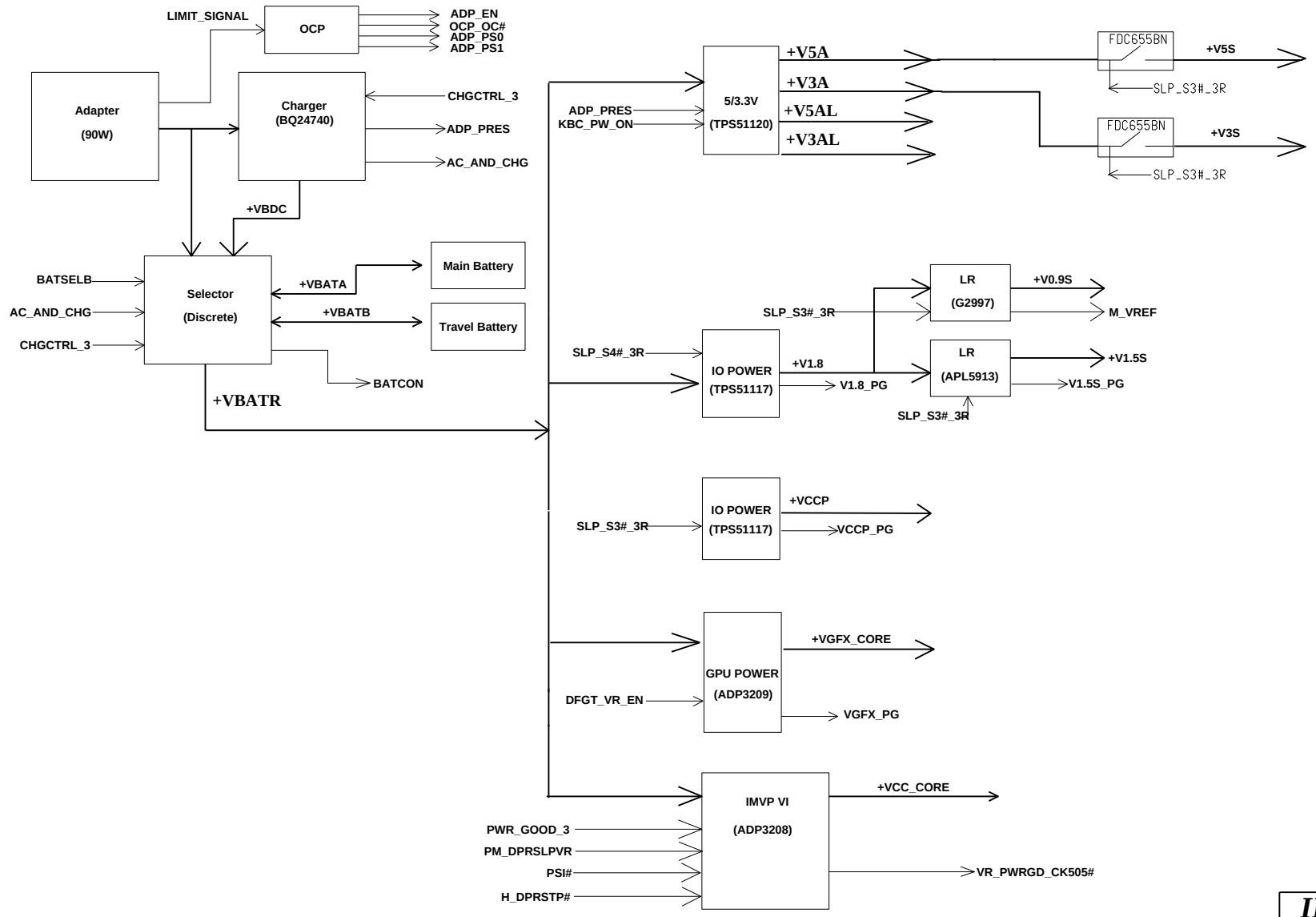

CHANGE by	Ray	30-May-2008	

INVENTEC

TITLE: *Zygo/Zodiac*

SIZE	CODE	DOC. NUMBER	REV
A3	CS	*1310A21610-0-MTRA01*	

SHEET 4 OF 50

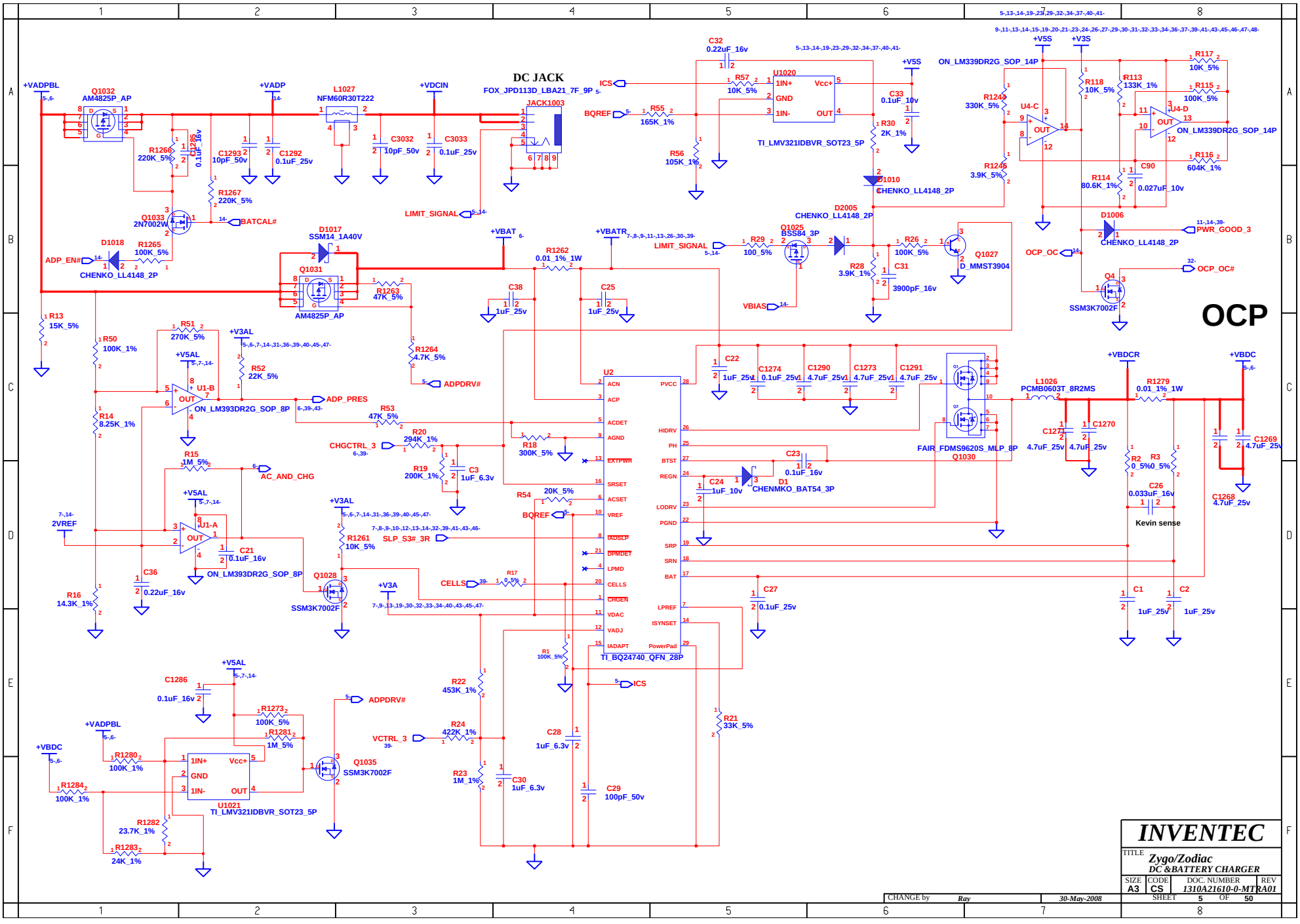
DC JACK
FOX_JPD113D_LBA21_7F_9P
JACK1003
OCP
Kevin sense
U2
TI_BQ24740_QFN_28P
U1020
TI_LMV321IDBVR_SOT23_5P
U1021
TI_LMV321IDBVR_SOT23_5P
ON_LM339DR2G_SOP_14P
ON_LM393DR2G_SOP_8P
FAIR_FDMS9620S_MLP_8P
Q1030
AM4825P_AP
Q1032
Q1033
2N7002W
Q1035
SSM3K7002F
Q1028
Q1031
Q1025
BSS84_3P
Q1027
D_MMST3904
D1017
SSM14_1A40V
D1018
D2005
D1010
D1006
D1
CHENMKO_BAT54_3P
CHENKO_LL4148_2P
L1027
NFM60R30T222
L1026
PCMB0603T_8R2MS
+VADPBL
+VADP
+VDCIN
+VBAT
+VBATR
+V5S
+V3S
+V5AL
+V3AL
+VBDCR
+VBDC
ICS
BQREF
LIMIT_SIGNAL
BATCAL#
ADP_EN#
ADP_PRES
AC_AND_CHG
ADPDRV#
CHGCTRL_3
SLP_S3#_3R
CELLS
VCTRL_3
VBIAS
OCP_OC
OCP_OC#
PWR_GOOD_3
2VREF
R13 15K_5%
R14 8.25K_1%
R15 1M_5%
R16 14.3K_1%
R50 100K_1%
R51 270K_5%
R52 22K_5%
R53 47K_5%
R54 20K_5%
R55 165K_1%
R56 105K_1%
R57 10K_5%
R18 300K_5%
R19 200K_1%
R20 294K_1%
R21 33K_5%
R22 453K_1%
R23 1M_1%
R24 422K_1%
R26 100K_5%
R28 3.9K_1%
R29 100_5%
R30 2K_1%
R1261 10K_5%
R1262 0.01_1%_1W
R1263 47K_5%
R1264 4.7K_5%
R1265 100K_5%
R1266 220K_5%
R1267 220K_5%
R1273 100K_5%
R1280 100K_1%
R1281 1M_5%
R1282 23.7K_1%
R1283 24K_1%
R1284 100K_1%
R1243 330K_5%
R1245 3.9K_5%
R113 133K_1%
R114 80.6K_1%
R115 100K_5%
R116 604K_1%
R117 10K_5%
R118 10K_5%
R2 0_5%
R3 0_5%
C31 3900pF_16v
C90 0.027uF_10v
C1 1uF_25v
C2 1uF_25v
C3 1uF_6.3v
C21 0.1uF_16v
C22 1uF_25v
C23 0.1uF_16v
C24 1uF_10v
C25 1uF_25v
C26 0.033uF_16v
C27 0.1uF_25v
C28 1uF_6.3v
C29 100pF_50v
C30 1uF_6.3v
C32 0.22uF_16v
C33 0.1uF_10v
C36 0.22uF_16v
C38 1uF_25v
C1268 4.7uF_25v
C1269 4.7uF_25v
C1270 4.7uF_25v
C1271 4.7uF_25v
C1273 4.7uF_25v
C1274 0.1uF_25v
C1286 0.1uF_16v
C1290 4.7uF_25v
C1291 4.7uF_25v
C1292 0.1uF_25v
C1293 10pF_50v
C1295 0.1uF_16v
C3032 10pF_50v
C3033 0.1uF_25v
INVENTEC
TITLE
Zygo/Zodiac
DC &BATTERY CHARGER
SIZE A3
CODE CS
DOC. NUMBER 1310A21610-0-MTRA01
REV
SHEET 5 OF 50
CHANGE by Ray
30-May-2008

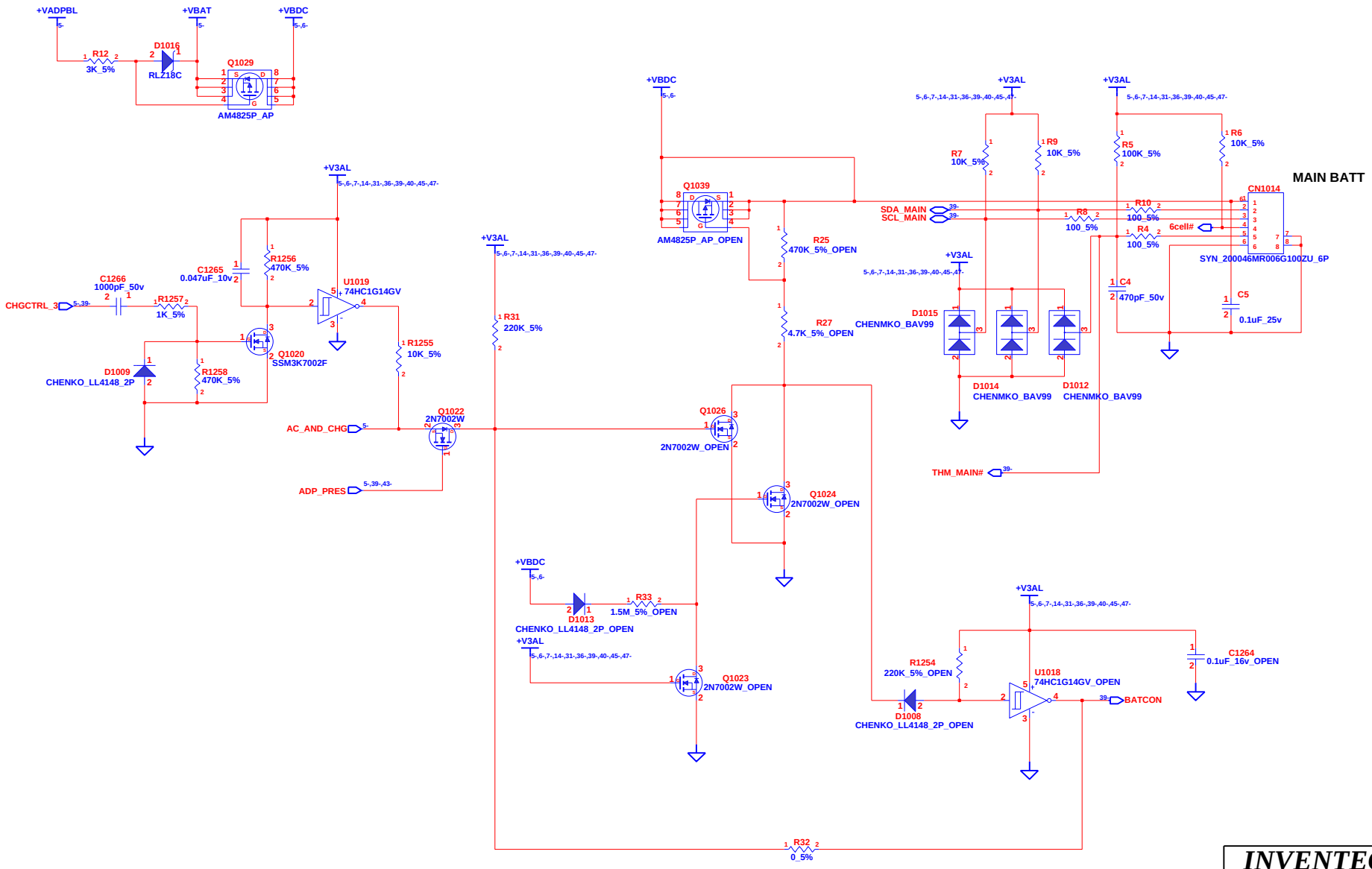

INVENTEC			
TITLE	Zygo/Zodiac SELECT & BATTERY CONN		
SIZE A3	CODE CS	DOC. NUMBER 1310A21610-0-MTRA01	REV
		SHEET 6 OF 50	

CHANGE by	Ray	30-May-2008

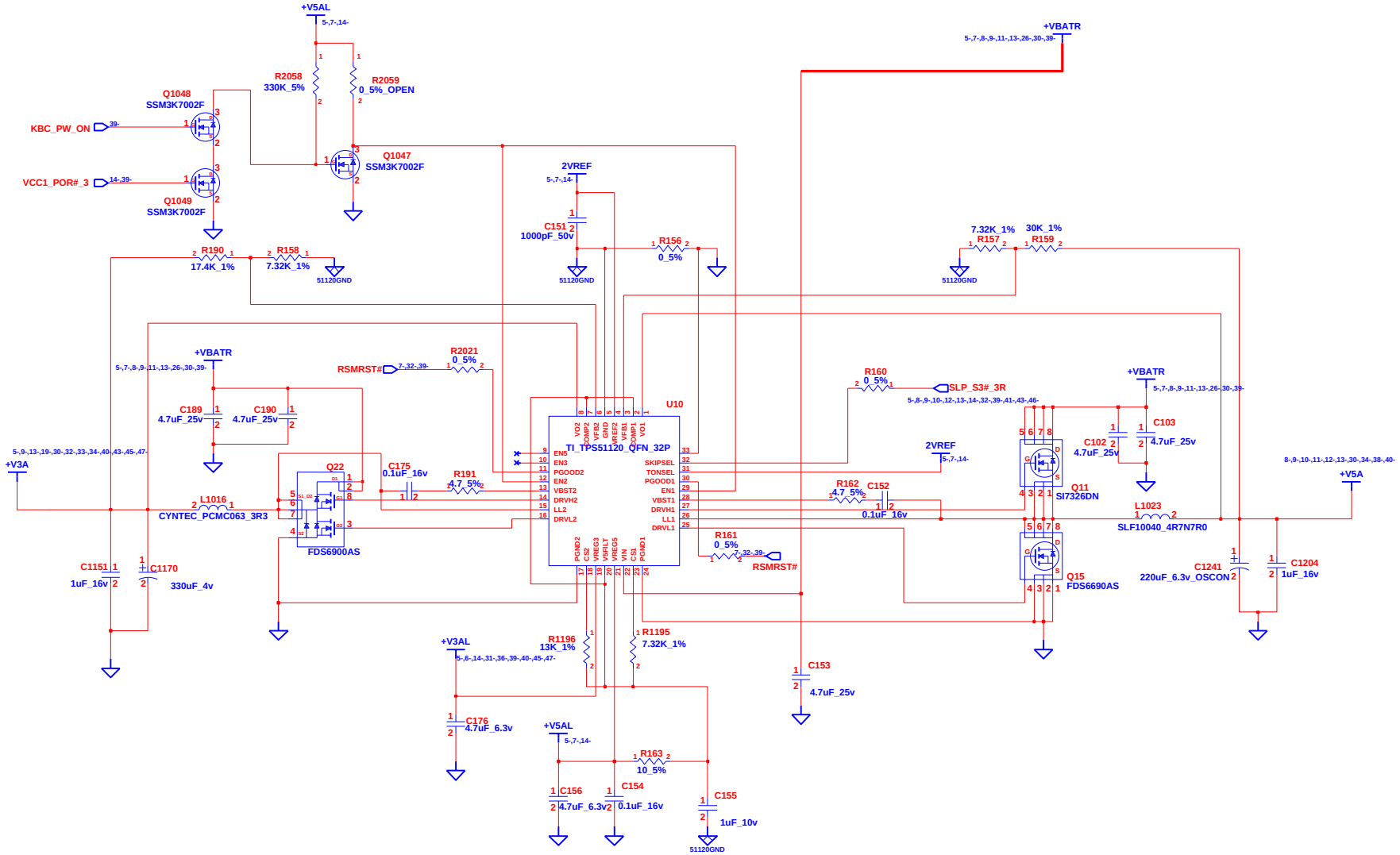

CHANGE by	*Ray*	*30-May-2008*	

INVENTEC

TITLE: ***Zygo/Zodiac***
SYSTEM POWER(3V/5V/12V)

SIZE	CODE	DOC. NUMBER	REV
A3	CS	*1310A21610-0-MTRA01*	

SHEET 7 OF 50

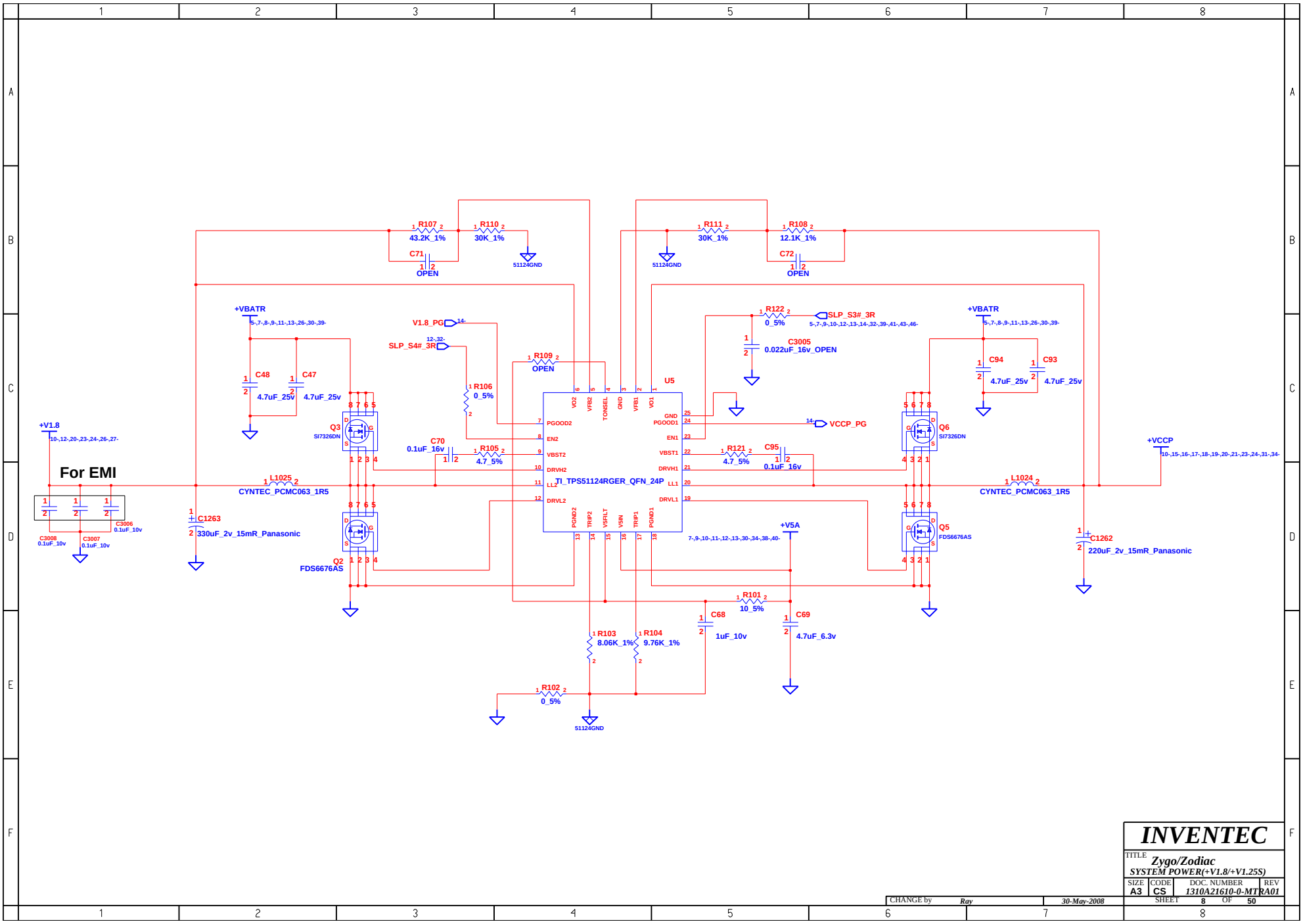

CHANGE by	Ray	30-May-2008	

INVENTEC

TITLE: *Zygo/Zodiac*
SYSTEM POWER(+V1.8/+V1.25S)

SIZE	CODE	DOC. NUMBER	REV
A3	CS	*1310A21610-0-MTRA01*	

SHEET 8 OF 50

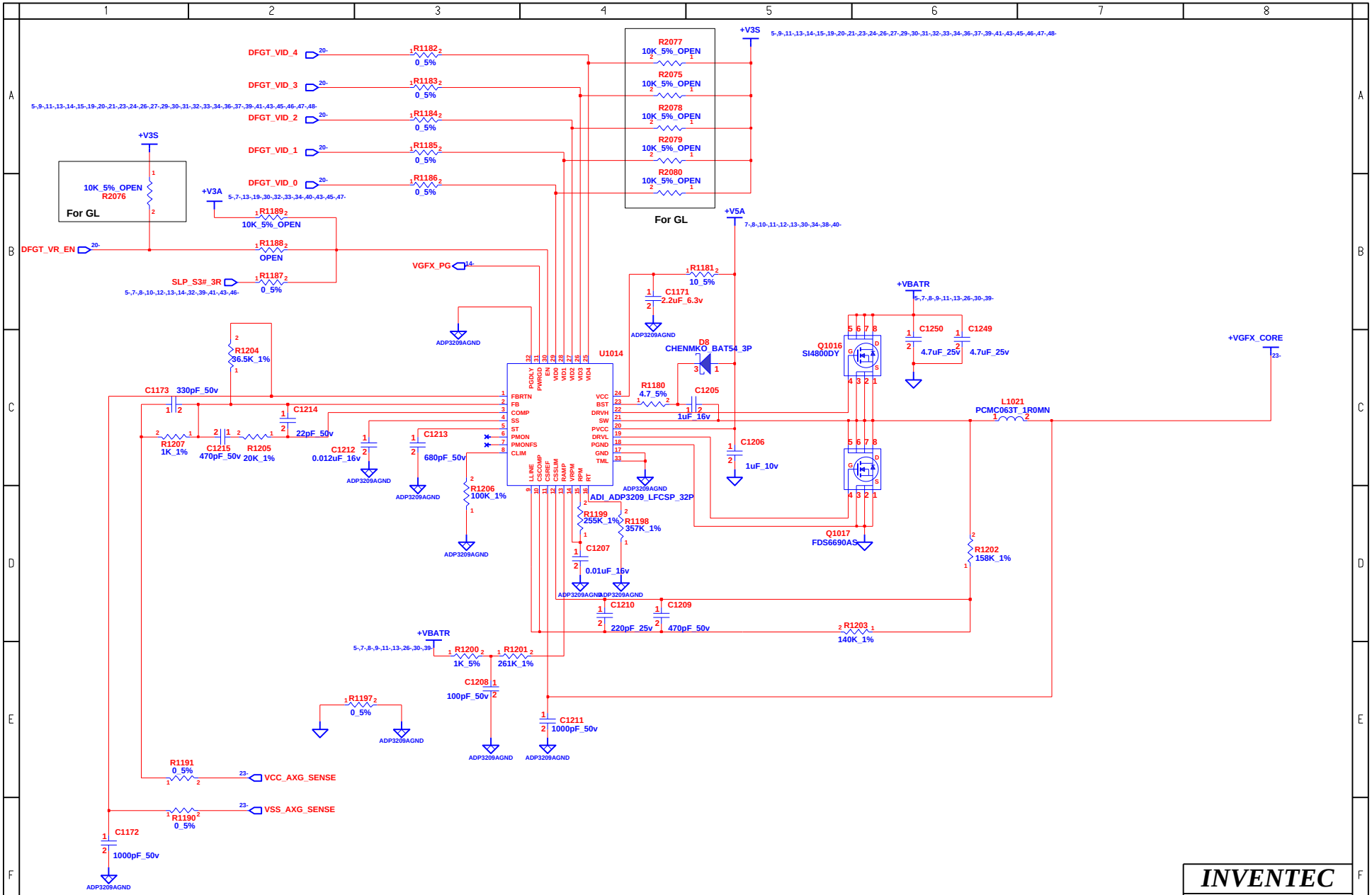
DFGT_VID_4
DFGT_VID_3
DFGT_VID_2
DFGT_VID_1
DFGT_VID_0
DFGT_VR_EN
SLP_S3#_3R
VGFX_PG
+V3S
+V3A
+V5A
+VBATR
+VGFX_CORE
For GL
U1014
ADI_ADP3209_LFCSP_32P
CHENMKO_BAT54_3P
Q1016 SI4800DY
Q1017 FDS6690AS
L1021 PCMC063T_1R0MN
VCC_AXG_SENSE
VSS_AXG_SENSE
ADP3209AGND
INVENTEC
TITLE
Zygo/Zodiac
GRAPHIC POWER (+VGFX_CORE)
SIZE A3
CODE CS
DOC. NUMBER 1310A21610-0-MTRA01
REV
SHEET 9 OF 50
CHANGE by Ray
9-Jun-2008

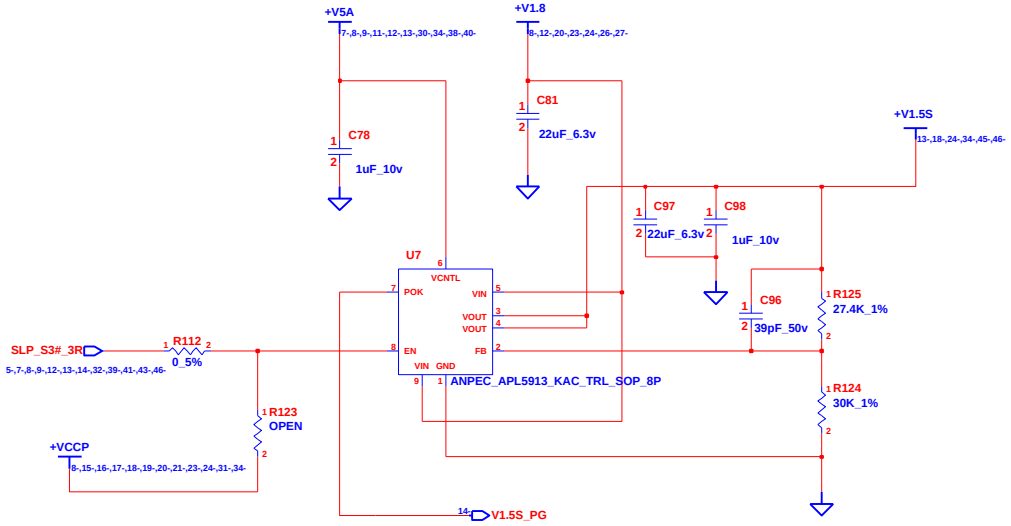

CHANGE by	*Ray*	*30-May-2008*	

INVENTEC

TITLE: *Zygo/Zodiac*
SYSTEM POWER(+VCCP/+V1.5S)

SIZE	CODE	DOC. NUMBER	REV
A3	CS	*1310A21610-0-MTRA01*	

SHEET 10 OF 50

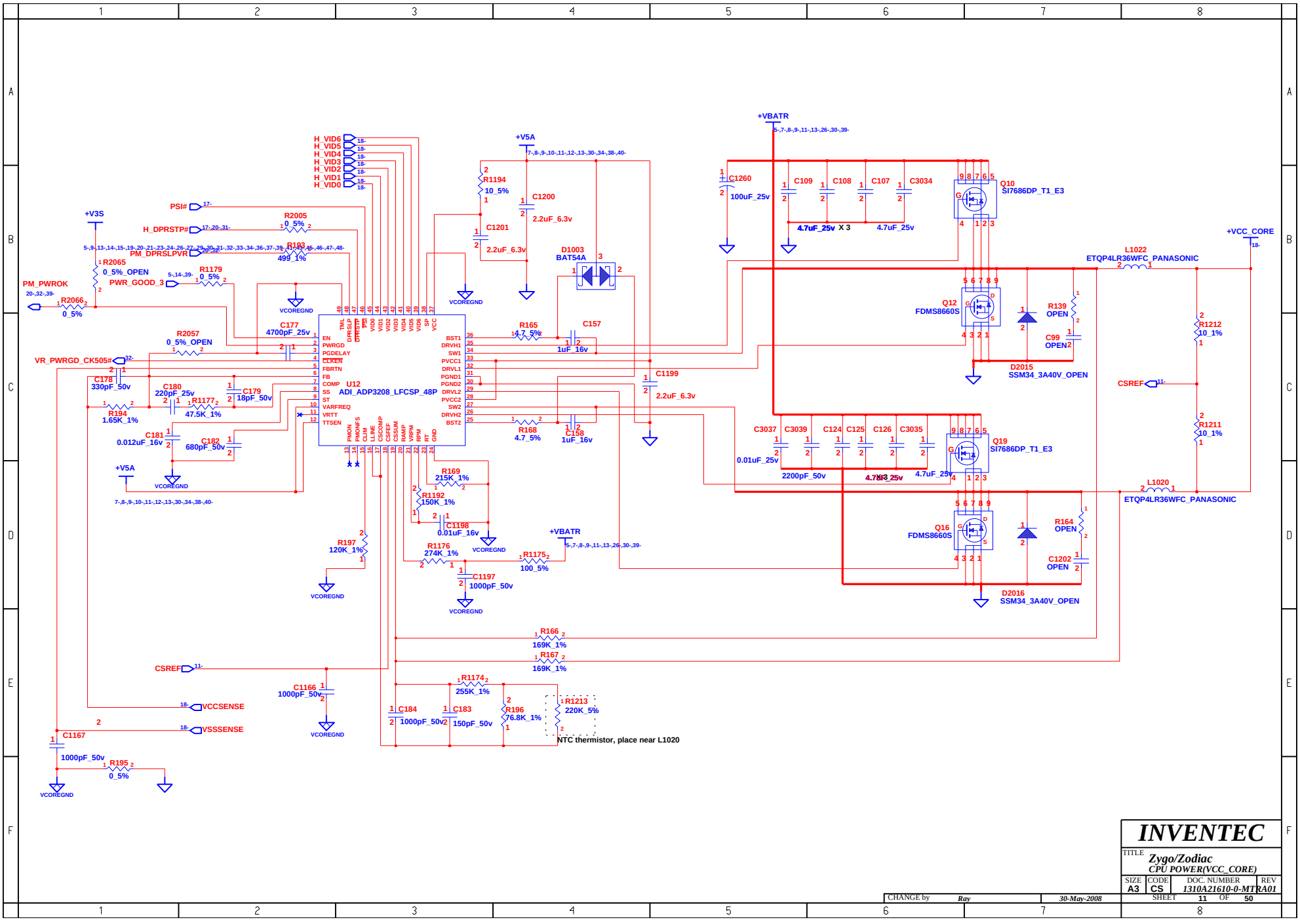

CHANGE by	Ray	30-May-2008	

INVENTEC

TITLE: *Zygo/Zodiac*
CPU POWER(VCC_CORE)

SIZE	CODE	DOC. NUMBER	REV
A3	CS	*1310A21610-0-MTRA01*	

SHEET 11 OF 50

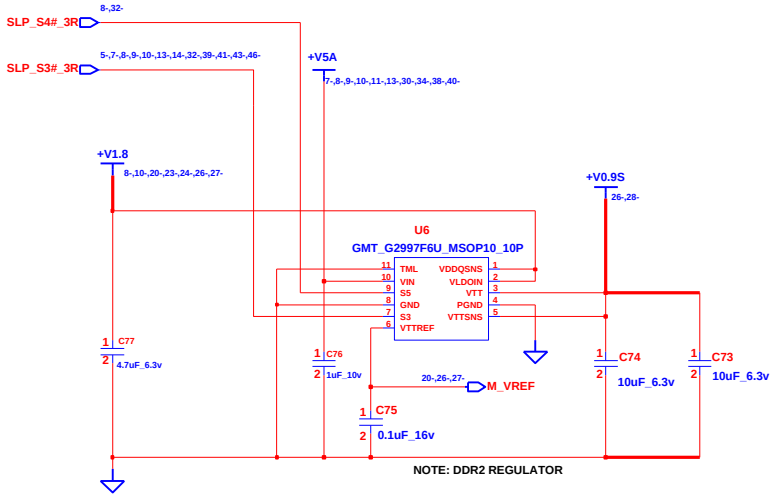

CHANGE by	Ray	30-May-2008	

INVENTEC

TITLE: *Zygo/Zodiac*
DDR TERMINATION VOLTAGE

SIZE	CODE	DOC. NUMBER	REV
A3	CS	*1310A21610-0-MTRA01*	

SHEET 12 OF 50

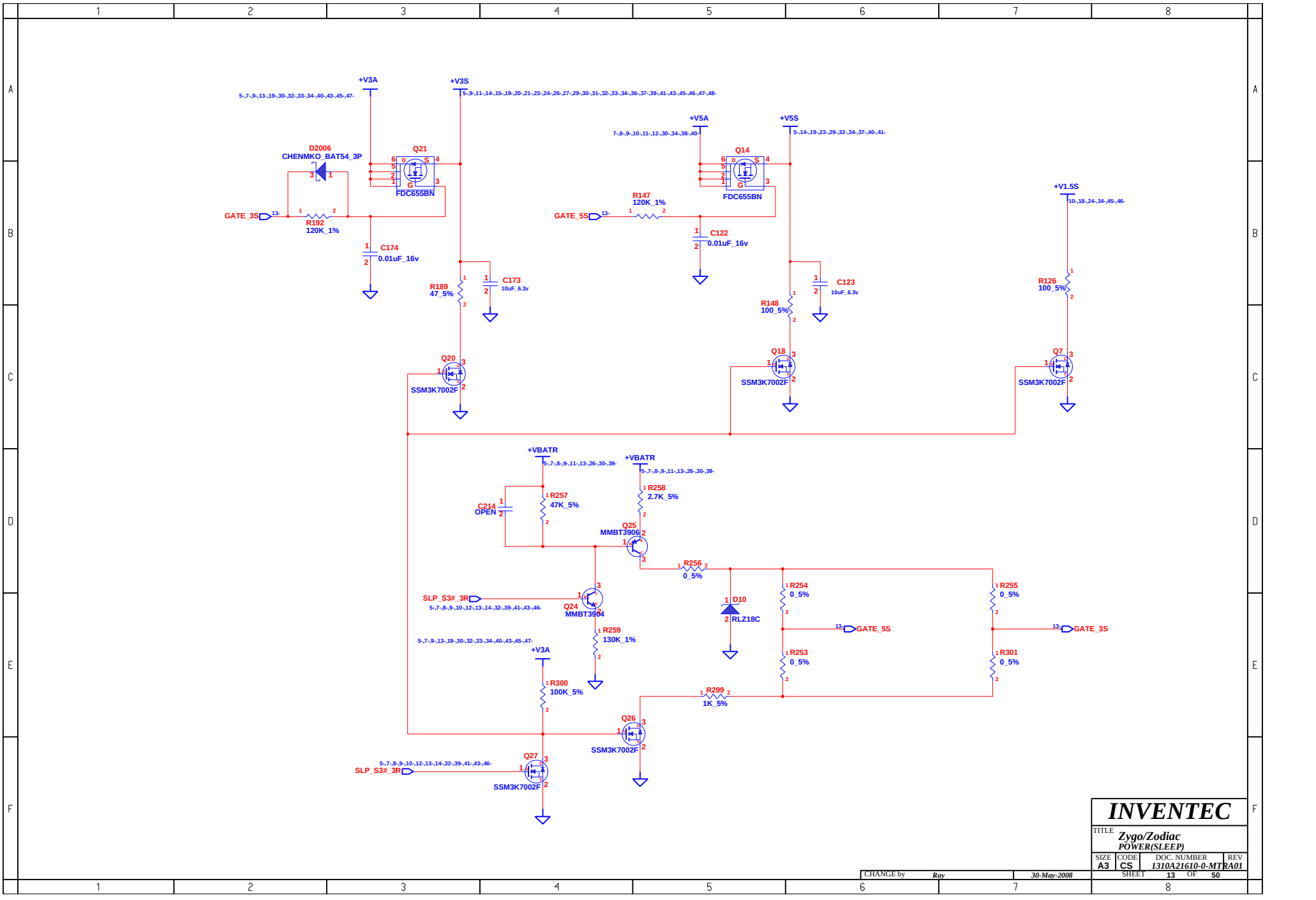
+V3A
+V3S
5-,7-,9-,13-,19-,30-,32-,33-,34-,40-,43-,45-,47-
5-,9-,11-,14-,15-,19-,20-,21-,23-,24-,26-,27-,29-,30-,31-,32-,33-,34-,36-,37-,39-,41-,43-,45-,46-,47-,48-
D2006
CHENMKO_BAT54_3P
Q21
FDC655BN
GATE_3S
R192
120K_1%
C174
0.01uF_16v
R189
47_5%
C173
10uF_6.3v
Q20
SSM3K7002F
+V5A
+V5S
7-,8-,9-,10-,11-,12-,30-,34-,38-,40-
5-,14-,19-,23-,29-,32-,34-,37-,40-,41-
Q14
FDC655BN
R147
120K_1%
GATE_5S
C122
0.01uF_16v
C123
10uF_6.3v
R148
100_5%
Q18
SSM3K7002F
+V1.5S
10-,18-,24-,34-,45-,46-
R126
100_5%
Q7
SSM3K7002F
+VBATR
5-,7-,8-,9-,11-,13-,26-,30-,39-
C214
OPEN
R257
47K_5%
R258
2.7K_5%
Q25
MMBT3906
R256
0_5%
SLP_S3#_3R
5-,7-,8-,9-,10-,12-,13-,14-,32-,39-,41-,43-,46-
Q24
MMBT3904
R259
130K_1%
D10
RLZ18C
R254
0_5%
R253
0_5%
R255
0_5%
R301
0_5%
GATE_5S
GATE_3S
5-,7-,9-,13-,19-,30-,32-,33-,34-,40-,43-,45-,47-
+V3A
R300
100K_5%
R299
1K_5%
Q26
SSM3K7002F
5-,7-,8-,9-,10-,12-,13-,14-,32-,39-,41-,43-,46-
SLP_S3#_3R
Q27
SSM3K7002F
INVENTEC
TITLE
Zygo/Zodiac
POWER(SLEEP)
SIZE
A3
CODE
CS
DOC. NUMBER
1310A21610-0-MTRA01
REV
SHEET
13
OF
50
CHANGE by
Ray
30-May-2008

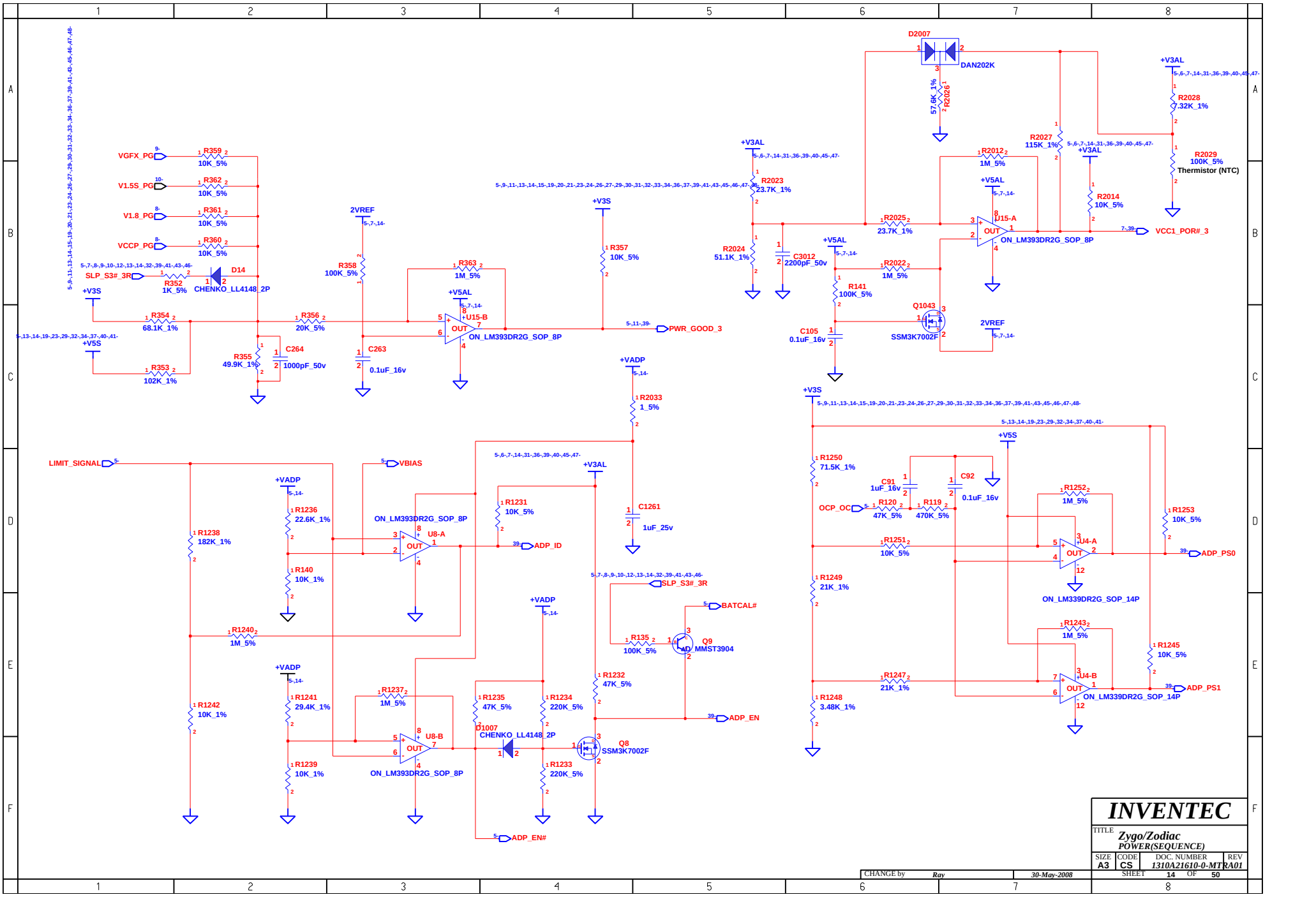

INVENTEC

TITLE	*Zygo/Zodiac* *POWER(SEQUENCE)*
SIZE	A3
CODE	CS
DOC. NUMBER	*1310A21610-0-MTRA01*
REV	
SHEET	14 OF 50
CHANGE by	*Ray* *30-May-2008*

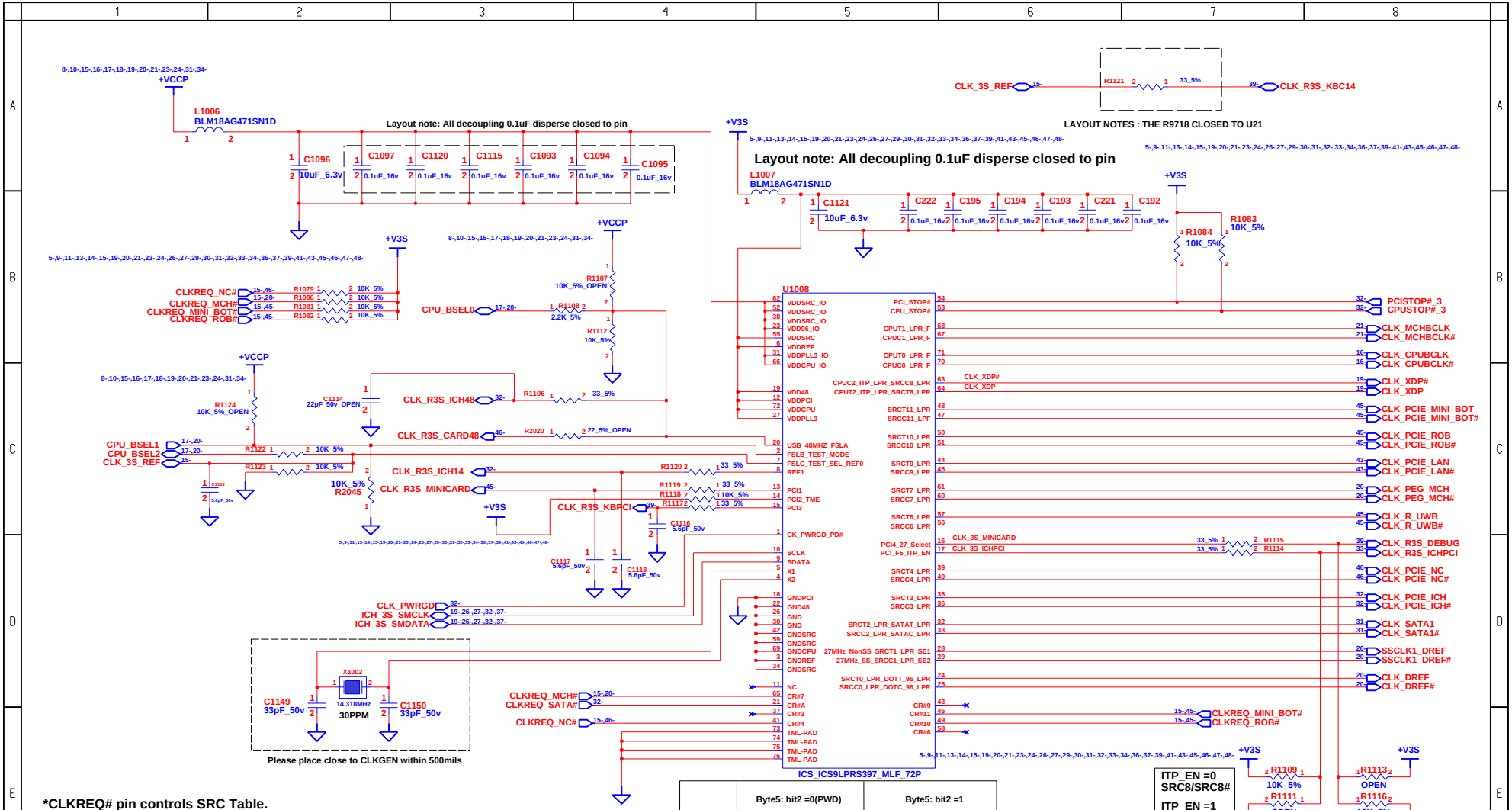

***CLKREQ# pin controls SRC Table.**

CR#_A	Byte5: bit6 =0(PWD)	Byte5: bit6 =1	CR#_3	Byte5: bit5 =0(PWD)	Byte5: bit5 =1
	ENABLE_SRC0	ENABLE_SRC2		DISABLE_SRC3	ENABLE_SRC3

CR#_4	Byte5: bit4 =0(PWD)	Byte5: bit4 =1	CR#_6	Byte5: bit3 =0(PWD)	Byte5: bit3 =1
	DISABLE_SRC4	ENABLE_SRC4		DISABLE_SRC6	ENABLE_SRC6

CR#_7	Byte5: bit2 =0(PWD)	Byte5: bit2 =1
	DISABLE_SRC7	ENABLE_SRC7
CR#_9	Byte5: bit1 =0(PWD)	Byte5: bit1 =1
	DISABLE_SRC9	ENABLE_SRC9
CR#_10	Byte5: bit0 =0(PWD)	Byte5: bit0 =1
	DISABLE_SRC10	ENABLE_SRC10
CR#_11	Byte6: bit7 =0(PWD)	Byte6: bit7 =1
	DISABLE_SRC11	ENABLE_SRC11

FSA	FSB	FSC	FSB CLOCK FREQUENCY	HOST CLOCK FREQUENCY
1	1	0	667	166
0	1	0	800	200
0	0	0	1066	266

CHANGE by: Ray 30-May-2008

INVENTEC

TITLE: Zygo/Zodiac CLOCK_GENERATOR

SIZE	CODE	DOC. NUMBER	REV
A3	CS	1310A21610-0-MTRA01	

SHEET 15 OF 50

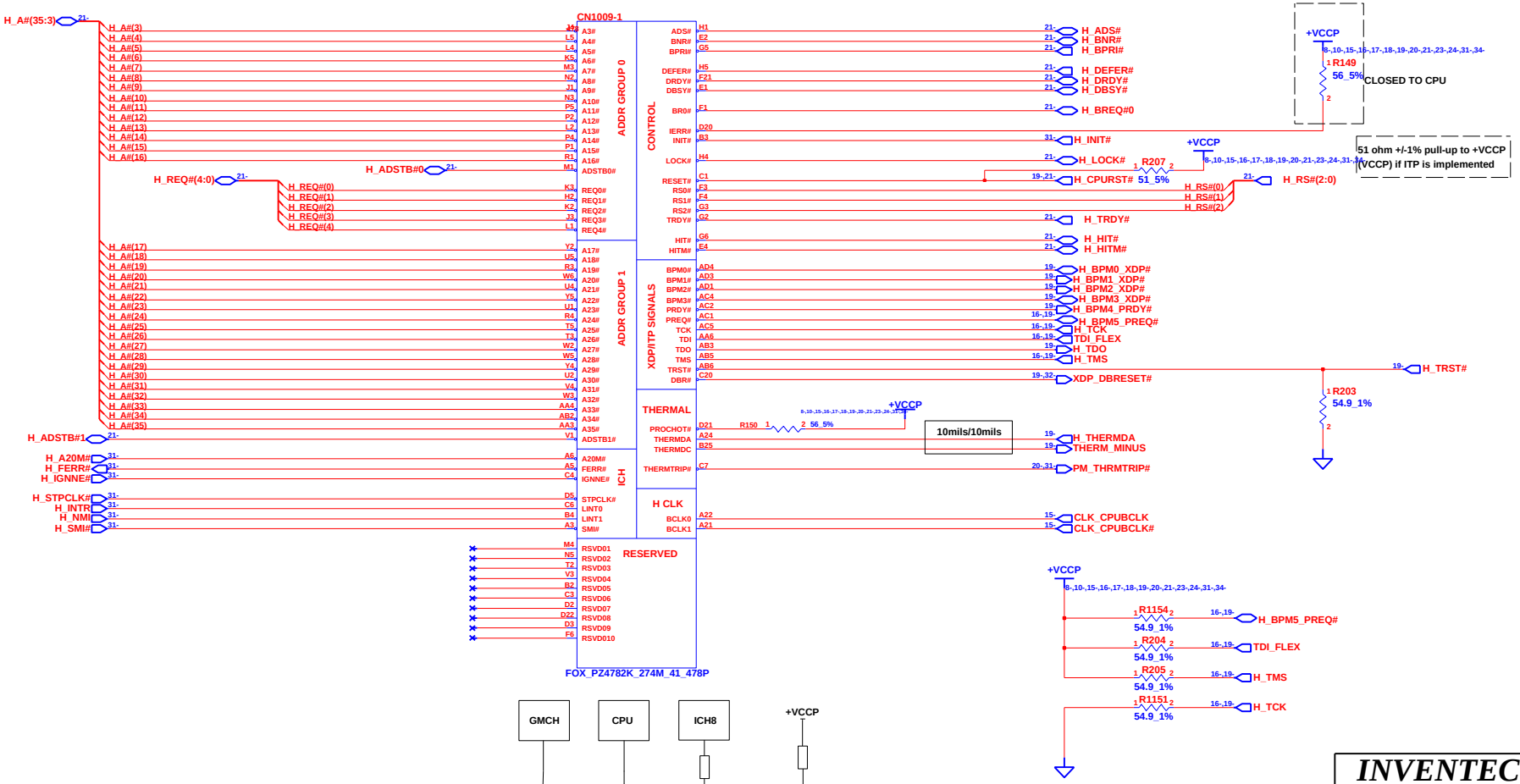

CHANGE by	Ray	30-May-2008	

INVENTEC

TITLE	Zygo/Zodiac PENRYN-1		
SIZE A3	CODE CS	DOC. NUMBER 1310A21610-0-MTRA01	REV
SHEET 16 OF 50			

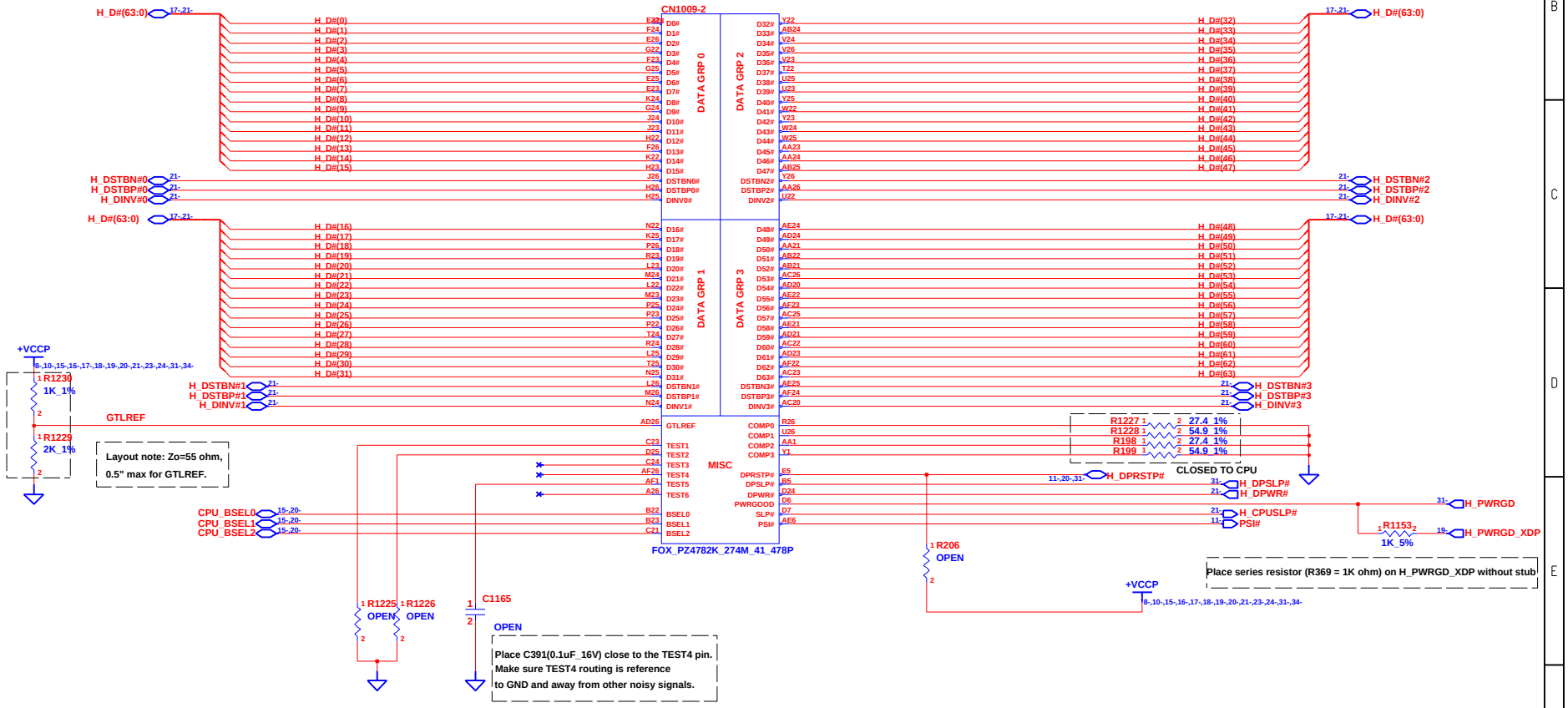

CHANGE by	*Ray*	*30-May-2008*	

INVENTEC

TITLE: *Zygo/Zodiac*
PENRYN-2

SIZE	CODE	DOC. NUMBER	REV
A3	CS	*1310A21610-0-MTRA01*	

SHEET 17 OF 50

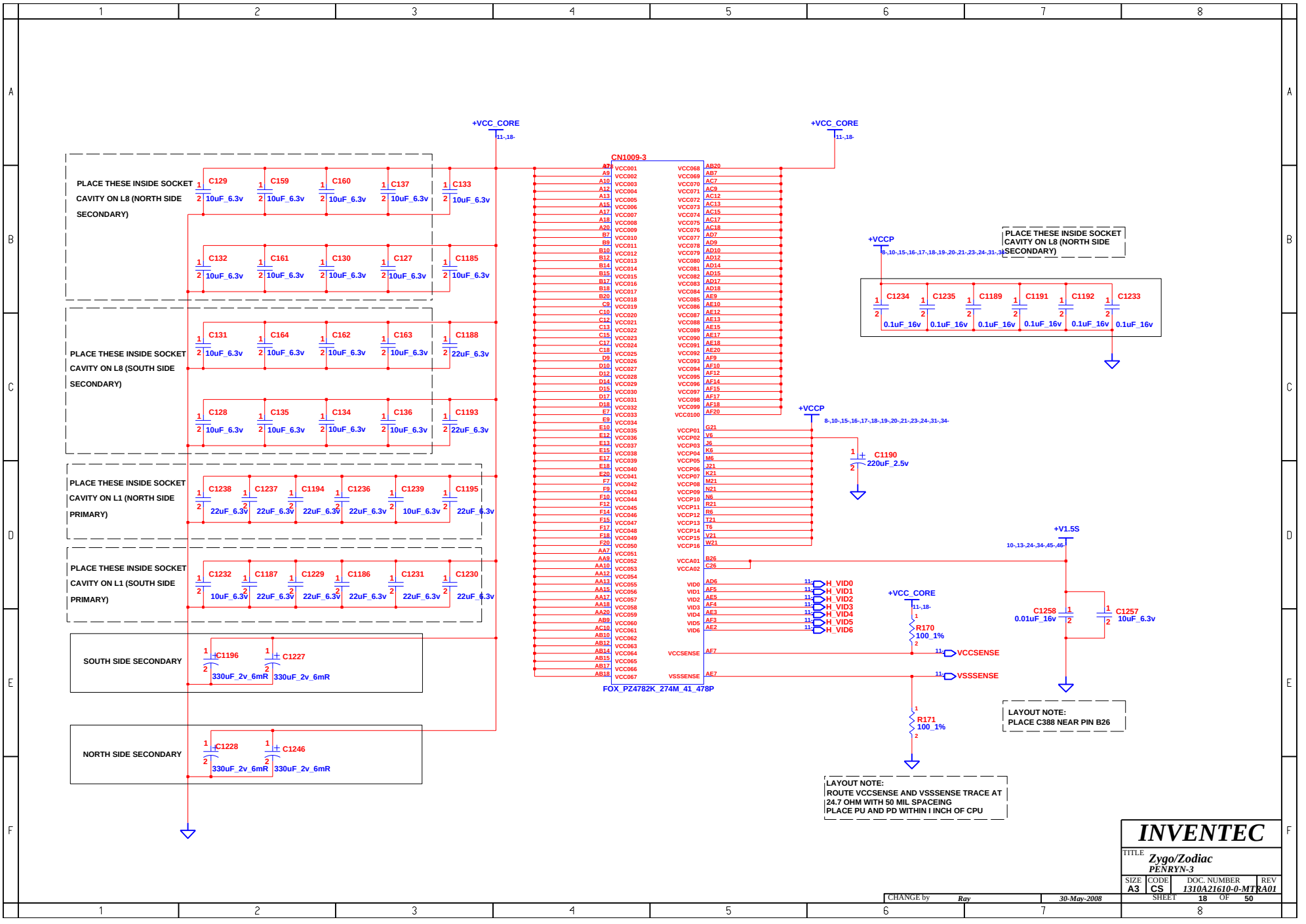

CHANGE by	Ray	30-May-2008	

INVENTEC

TITLE	Zygo/Zodiac PENRYN-3		
SIZE A3	CODE CS	DOC. NUMBER 1310A21610-0-MTRA01	REV
		SHEET 18 OF 50	

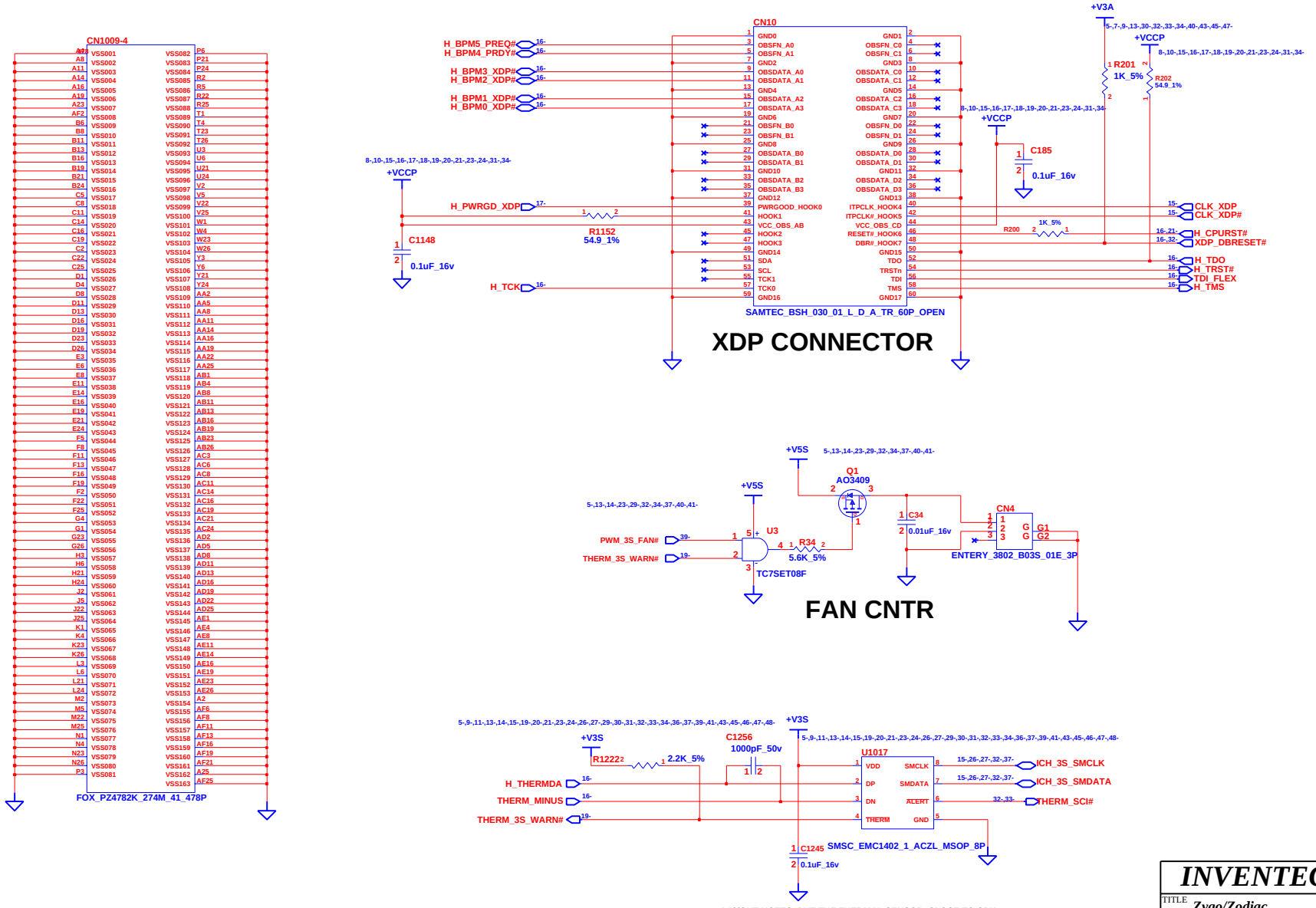

INVENTEC	
TITLE	Zygo/Zodiac THERMAL&FAN CONTROLLER
SIZE	A3
CODE	CS
DOC. NUMBER	1310A21610-0-MTRA01
REV	
SHEET	19 OF 50
CHANGE by	Ray
	30-May-2008

MCH_CFG(5)	LOW=DMIx2 HIGH=DMIx4

MCH_CFG(7) (CPU Strap)	LOW=RSVD HIGH=Mobile CPU

MCH_CFG(9) PCIE Graphics Lane	LOW=Reverse Lane HIGH=Normal operation

MCH_CFG(13:12) XOR/ALLZ	00=PARTIAL CLOCK GATING DISABLE 01=XOR MODE ENABLE 10=ALL-Z MODE ENABLE 11=NORMAL OPERATION

MCH_CFG(16) (FSB Dynamic ODT)	LOW=Dynamic ODT Disable HIGH=Dynamic ODT Enable

NOTE: CFG[2:0] STRP : 010b : 800 MT/S
011b : 667 MT/S

NOTE : USE 4K-OHM RESISTOR WHEN INSTALLING PULL-UP/PULL-DOWN RESISTOR ON ANY MCH-CFG CONNECTION/PINS.

MCH_CFG(16) 20-
MCH_CFG(9) 20-
MCH_CFG(7) 20-
MCH_CFG(5) 20-

R209 OPEN
R174 OPEN
R208 OPEN
R173 OPEN

+V3S

R211 OPEN
R212 OPEN

MCH_CFG(19) 20-
MCH_CFG(20) 20-

CPU_BSEL0 15-,17-
CPU_BSEL1 15-,17-
CPU_BSEL2 15-,17-

R222 1K_5%
R221 1K_5%
R220 1K_5%

MCH_CFG(17:3) 20-

MCH_CFG(3)
MCH_CFG(4)
MCH_CFG(5)
MCH_CFG(6)
MCH_CFG(7)
MCH_CFG(8)
MCH_CFG(9)
MCH_CFG(10)
MCH_CFG(11)
MCH_CFG(12)
MCH_CFG(13)
MCH_CFG(14)
MCH_CFG(15)
MCH_CFG(16)
MCH_CFG(17)

MCH_CFG(19) 20-
MCH_CFG(20) 20-

+V3S

R1164 10K_5% PM_EXTTS#0_R 20-
R1143 10K_5% PM_EXTTS#1_R 20-

PM_EXTTS#1_R 20-
PM_EXTTS#0_R 20-
PM_SYNC# 32-
H_DPRSTP# 11-,17-,31-
PM_EXTTS#0 26-
PM_EXTTS#1 27-

R1165 0_5%
R1141 0_5%

PM_PWROK 11-,20-,32-,39-
R155 0_5%

R143 100_5%

PLT_RST# 33-,46-
PM_THRMTRIP# 16-,31-
PM_DPRSLPVR 11-,32-

+V1.8

R1215 1K_1%
R1216 3K_1% C1252 0.01uF_16v C1253 2.2uF_6.3v SM_RCOMP_VOH 20-
R1217 1K_1% C1254 0.01uF_16v C1255 2.2uF_6.3v SM_RCOMP_VOL 20-

U1015-2

RSVD: M36 N36 R33 T33 AH9 AH10 AH12 AH13 K12 AL34 AK34 AN35 AM35 T24 B31 A36 M1 AY21 A47 BG23 BF23 BH18 BF18

CFG: T25 R25 P25 P29 P24 C25 N24 M24 E21 C23 C24 N21 P21 T21 R20 M20 L21 H21 P29 R28 T28

PM: R29 B7 N33 P32 AT40 AT11 T20 R32

NC: BG48 BF48 BD48 BC48 BH47 BG47 BE47 BH46 BF46 BG45 BH44 BH43 BH5 BH5 BG4 BH3 BF3 BH2 BG2 BE2 BG1 BF1 BD1 BC1 F1

DDR CONTROL/COMPENSATION:
SA_CK_0 AP24 → M_CLK_DDR0 26-
SA_CK_1 AY21 → M_CLK_DDR1 26-
SB_CK_0 AY24 → M_CLK_DDR2 27-
SB_CK_1 AU20 → M_CLK_DDR3 27-
SA_CK#_0 AR24 → M_CLK_DDR0# 26-
SA_CK#_1 AR21 → M_CLK_DDR1# 26-
SB_CK#_0 AU24 → M_CLK_DDR2# 27-
SB_CK#_1 AV20 → M_CLK_DDR3# 27-
SA_CKE_0 BC28 → M_CKE0 26-,28-
SA_CKE_1 AY28 → M_CKE1 26-,28-
SB_CKE_0 AY36 → M_CKE2 27-,28-
SB_CKE_1 BB36 → M_CKE3 27-,28-
SA_CS#_0 BA17 → M_CS0# 26-,28-
SA_CS#_1 AY16 → M_CS1# 26-,28-
SB_CS#_0 AY16 → M_CS2# 27-,28-
SB_CS#_1 AR13 → M_CS3# 27-,28-
SA_ODT_0 BD17 → M_ODT0 26-,28-
SA_ODT_1 AY17 → M_ODT1 26-,28-
SB_ODT_0 BF15 → M_ODT2 27-,28-
SB_ODT_1 AY13 → M_ODT3 27-,28-
SM_RCOMP BG22 → SM_RCOMP 20-
SM_RCOMP# BH21 → SM_RCOMP# 20-
SM_RCOMP_VOH BF28 → SM_RCOMP_VOH 20-
SM_RCOMP_VOL BH28 → SM_RCOMP_VOL 20-
SM_VREF AV42
SM_PWROK AR36
SM_REXT BF17
SM_DRAMRST# BC36

+V1.8
80.6_1% R1218 SM_RCOMP 20-
80.6_1% R1219 SM_RCOMP# 20-

R146 10K_5%
R1220 499_1%
TP26
M_VREF 12-,26-,27-
C121 0.1uF_16v

CLK:
DPLL_REF_CLK B38 → CLK_DREF 15-
DPLL_REF_CLK# A38 → CLK_DREF# 15-
DPLL_REF_SSCLK E41 → SSCLK1_DREF 15-
DPLL_REF_SSCLK# F41 → SSCLK1_DREF# 15-
PEG_CLK F43 → CLK_PEG_MCH 15-
PEG_CLK# E43 → CLK_PEG_MCH# 15-

DMI:
DMI_RXN_0 AE41 → DMI_TXN(0)
DMI_RXN_1 AE37 → DMI_TXN(1)
DMI_RXN_2 AE47 → DMI_TXN(2)
DMI_RXN_3 AH39 → DMI_TXN(3)
DMI_TXN(3:0) 32-
DMI_RXP_0 AE40 → DMI_TXP(0)
DMI_RXP_1 AE38 → DMI_TXP(1)
DMI_RXP_2 AE48 → DMI_TXP(2)
DMI_RXP_3 AH40 → DMI_TXP(3)
DMI_TXP(3:0) 32-
DMI_TXN_0 AE35 → DMI_RXN(0)
DMI_TXN_1 AE43 → DMI_RXN(1)
DMI_TXN_2 AE46 → DMI_RXN(2)
DMI_TXN_3 AH42 → DMI_RXN(3)
DMI_RXN(3:0) 32-
DMI_TXP_0 AD35 → DMI_RXP(0)
DMI_TXP_1 AE44 → DMI_RXP(1)
DMI_TXP_2 AF46 → DMI_RXP(2)
DMI_TXP_3 AH43 → DMI_RXP(3)
DMI_RXP(3:0) 32-

GRAPHICS VID:
GFX_VID_0 B33 → DFGT_VID_0 9-
GFX_VID_1 B32 → DFGT_VID_1 9-
GFX_VID_2 G33 → DFGT_VID_2 9-
GFX_VID_3 F33 → DFGT_VID_3 9-
GFX_VID_4 E33 → DFGT_VID_4 9-
GFX_VR_EN C34 → DFGT_VR_EN 9-

ME:
CL_CLK AH37 → CL_CLK0 32-
CL_DATA AH36 → CL_DATA0 32-
CL_PWROK AH36 → PM_PWROK 11-,20-,32-,39-
CL_RST# AJ35 → CL_RST#0 32-
CL_VREF AH34

MISC:
DDPC_CTRLCLK N28
DDPC_CTRLDATA M28
SDVO_CTRLCLK G36
SDVO_CTRLDATA E36
CLKREQ# K36 → CLKREQ_MCH# 15-
ICH_SYNC# H36 → MCH_ICH_SYNC# 32-
TSATN B12

HDA:
HDA_BCLK B28
HDA_RST# B30
HDA_SDI B29
HDA_SDO C29
HDA_SYNC A28

ITL_CANTIGA_FCBGA_1329P

+VCCP
8-,10-,15-,16-,17-,18-,19-,20-,21-,23-,24-,31-,34-

R144 1K_1%
C148 0.1uF_16v
R145 499_1%
R1166 56_5%

SM_RCOMP/SM_RCOMP#			
TEENAH	STUFF	R9479	R9480
	NO STUFF	R284	R285
CANTIGA	STUFF	R284	R285
	NO STUFF	R9479	R9480

R9118	
TEENAH	392 ohm_1%
CANTIGA	500 ohm_1%

MCH_CFG(20) DIGITAL DISPLAY PORT(SDVO/DP/iHDMI) CONCURRENT WITH PCIE	LOW=ONLY DIGITAL DISPLAY PORT (SDVO/DP/iHDMI)OR PCIEIS OPERATIONAL HIGH= DIGITAL DISPLAY PORT (SDVO/DP/iHDMI)AND PCIE ARE OPERATING VIA THE PEG PORT

MCH_CFG(19) (DMI LANE REVERSAL)	LOW=NORMAL HIGH=LANES REVERSED

CHANGE by Ray 30-May-2008

INVENTEC

TITLE: Zygo/Zodiac
CANTIGA-1

SIZE	CODE	DOC. NUMBER	REV
A3	CS	1310A21610-0-MTRA01	

SHEET 20 OF 50

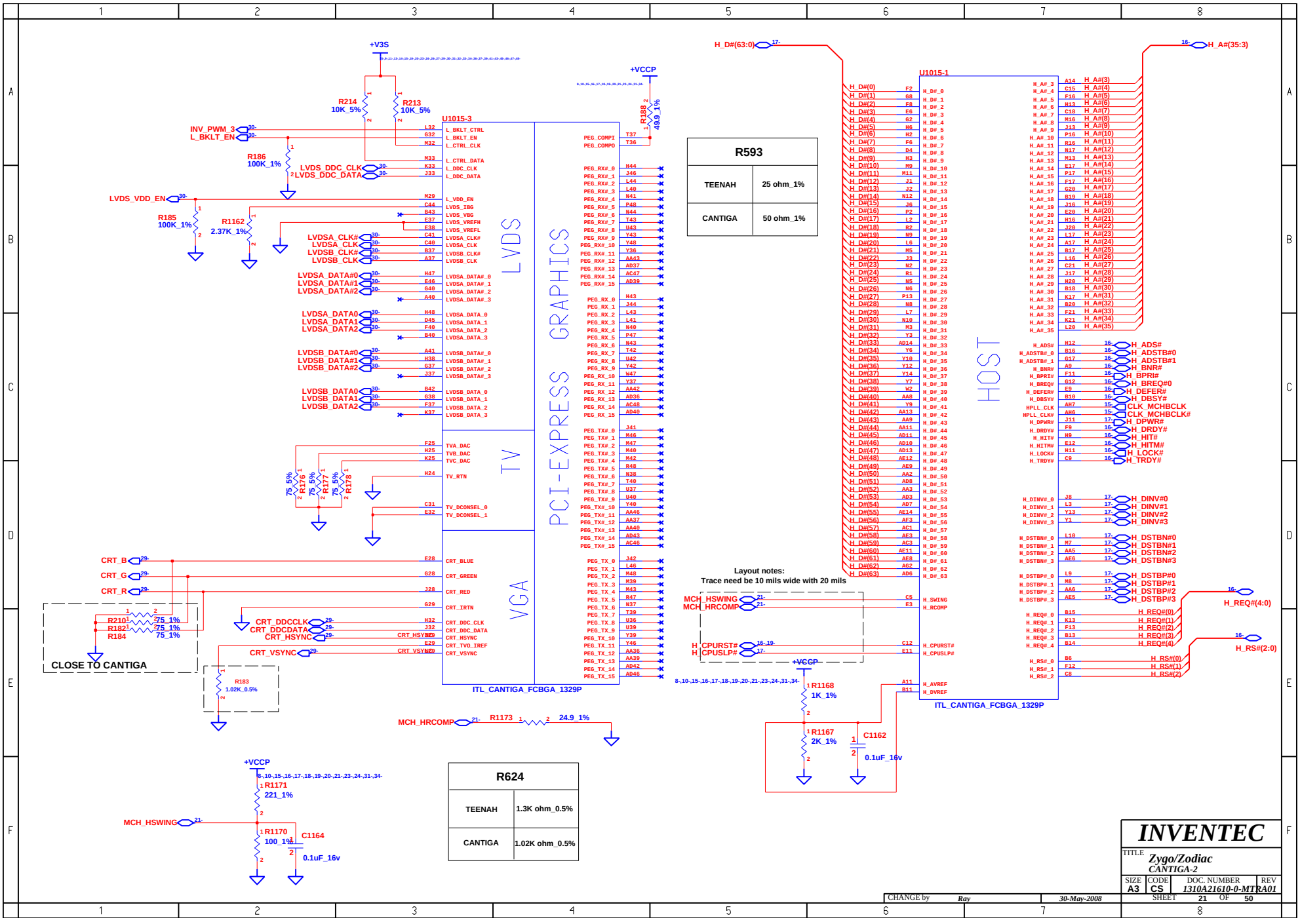
+V3S
+VCCP
R214 10K_5%
R213 10K_5%
R188 49.9_1%
U1015-3
INV_PWM_3
L_BKLT_EN
R186 100K_1%
LVDS_DDC_CLK
LVDS_DDC_DATA
LVDS_VDD_EN
R185 100K_1%
R1162 2.37K_1%
LVDSA_CLK#
LVDSA_CLK
LVDSB_CLK#
LVDSB_CLK
LVDSA_DATA#0
LVDSA_DATA#1
LVDSA_DATA#2
LVDSA_DATA0
LVDSA_DATA1
LVDSA_DATA2
LVDSB_DATA#0
LVDSB_DATA#1
LVDSB_DATA#2
LVDSB_DATA0
LVDSB_DATA1
LVDSB_DATA2
LVDS
TV
VGA
PCI-EXPRESS GRAPHICS
R176 75_5%
R177 75_5%
R178 75_5%
CRT_B
CRT_G
CRT_R
R210 75_1%
R182 75_1%
R184 75_1%
CLOSE TO CANTIGA
R183 1.02K_0.5%
CRT_DDCCLK
CRT_DDCDATA
CRT_HSYNC
CRT_VSYNC
ITL_CANTIGA_FCBGA_1329P
MCH_HRCOMP
R1173 24.9_1%
R593
TEENAH 25 ohm_1%
CANTIGA 50 ohm_1%
H_D#(63:0)
U1015-1
HOST
H_A#(35:3)
H_ADS#
H_ADSTB#0
H_ADSTB#1
H_BNR#
H_BPRI#
H_BREQ#0
H_DEFER#
H_DBSY#
CLK_MCHBCLK
CLK_MCHBCLK#
H_DPWR#
H_DRDY#
H_HIT#
H_HITM#
H_LOCK#
H_TRDY#
H_DINV#0
H_DINV#1
H_DINV#2
H_DINV#3
H_DSTBN#0
H_DSTBN#1
H_DSTBN#2
H_DSTBN#3
H_DSTBP#0
H_DSTBP#1
H_DSTBP#2
H_DSTBP#3
H_REQ#(4:0)
H_REQ#(0)
H_REQ#(1)
H_REQ#(2)
H_REQ#(3)
H_REQ#(4)
H_RS#(2:0)
H_RS#(0)
H_RS#(1)
H_RS#(2)
H_SWING
H_RCOMP
H_CPURST#
H_CPUSLP#
H_AVREF
H_DVREF
Layout notes:
Trace need be 10 mils wide with 20 mils
MCH_HSWING
MCH_HRCOMP
R1168 1K_1%
R1167 2K_1%
C1162 0.1uF_16v
ITL_CANTIGA_FCBGA_1329P
+VCCP
R1171 221_1%
MCH_HSWING
R1170 100_1%
C1164 0.1uF_16v
R624
TEENAH 1.3K ohm_0.5%
CANTIGA 1.02K ohm_0.5%
INVENTEC
TITLE
Zygo/Zodiac
CANTIGA-2
SIZE A3
CODE CS
DOC. NUMBER 1310A21610-0-MTRA01
REV
SHEET 21 OF 50
CHANGE by Ray
30-May-2008

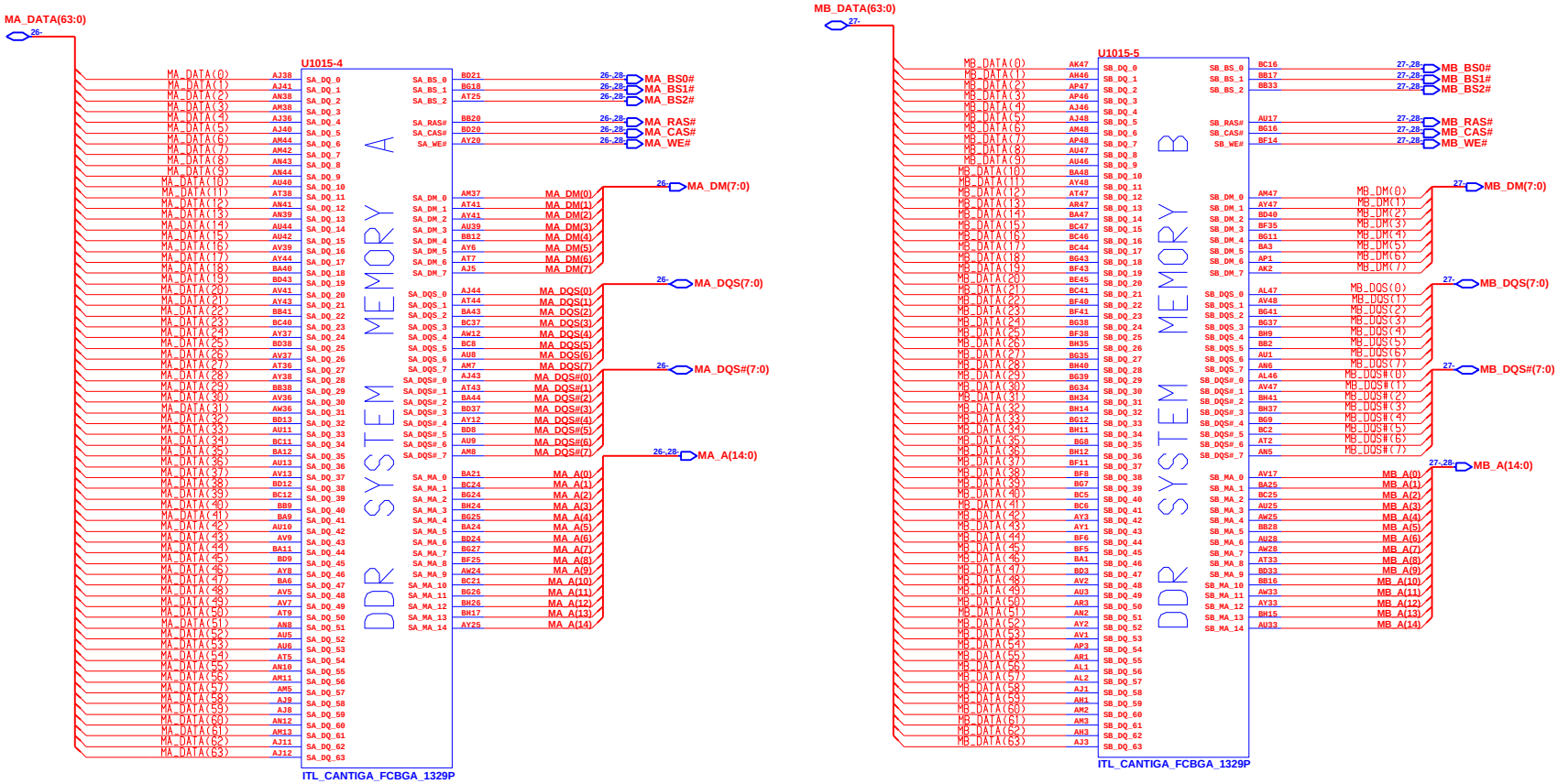

CHANGE by	Ray	30-May-2008	

INVENTEC

TITLE: *Zygo/Zodiac*
CANTIGA-4-DDR2

SIZE	CODE	DOC. NUMBER	REV
A3	CS	*1310A21610-0-MTRA01*	

SHEET 22 OF 50

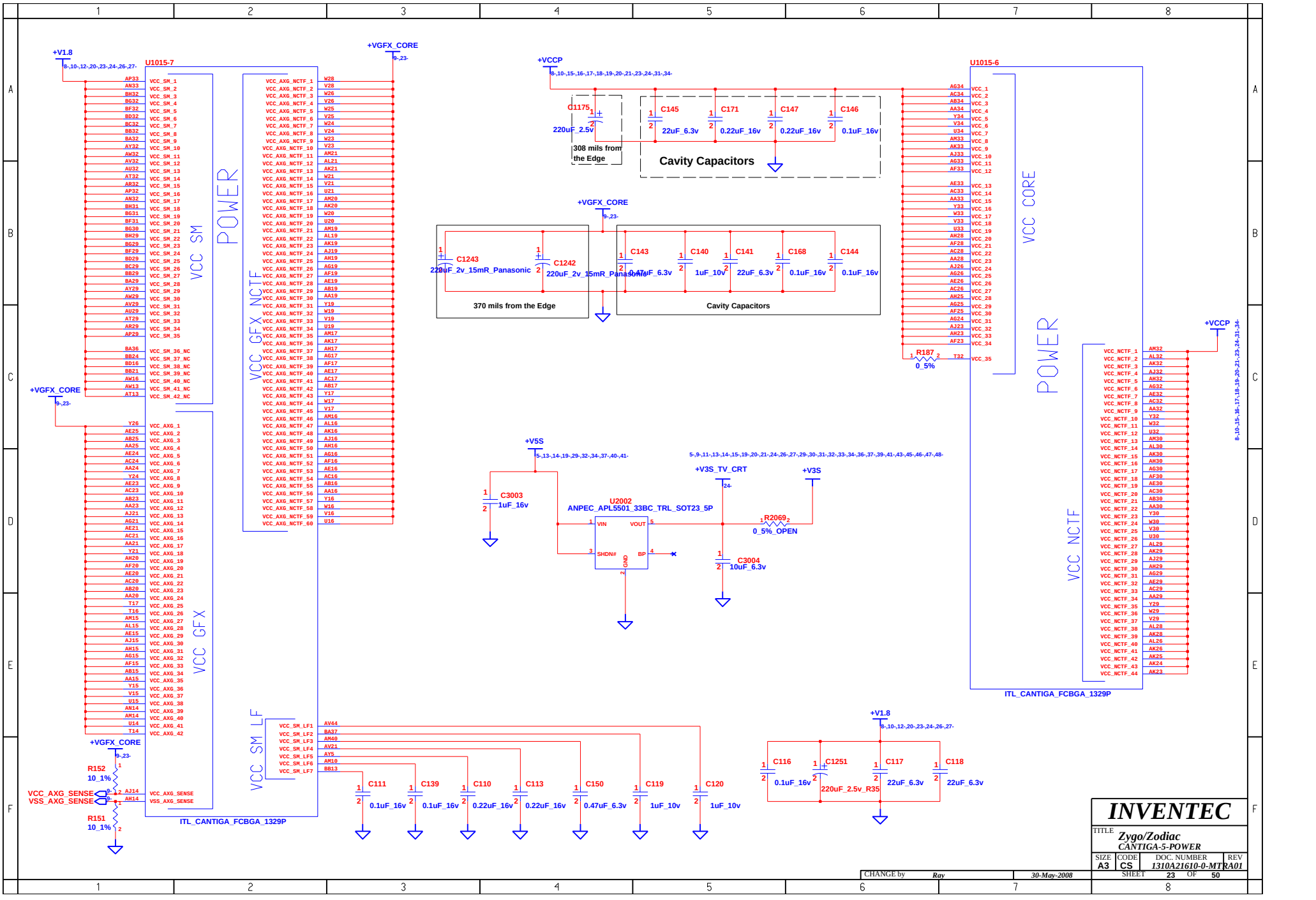
+V1.8
U1015-7
VCC_SM_1
VCC_SM_2
VCC_SM_3
VCC_SM_4
VCC_SM_5
VCC_SM_6
VCC_SM_7
VCC_SM_8
VCC_SM_9
VCC_SM_10
VCC_SM_11
VCC_SM_12
VCC_SM_13
VCC_SM_14
VCC_SM_15
VCC_SM_16
VCC_SM_17
VCC_SM_18
VCC_SM_19
VCC_SM_20
VCC_SM_21
VCC_SM_22
VCC_SM_23
VCC_SM_24
VCC_SM_25
VCC_SM_26
VCC_SM_27
VCC_SM_28
VCC_SM_29
VCC_SM_30
VCC_SM_31
VCC_SM_32
VCC_SM_33
VCC_SM_34
VCC_SM_35
VCC_SM_36_NC
VCC_SM_37_NC
VCC_SM_38_NC
VCC_SM_39_NC
VCC_SM_40_NC
VCC_SM_41_NC
VCC_SM_42_NC
VCC SM
POWER
+VGFX_CORE
VCC_AXG_NCTF_1
VCC_AXG_NCTF_2
VCC_AXG_NCTF_3
VCC_AXG_NCTF_4
VCC_AXG_NCTF_5
VCC_AXG_NCTF_6
VCC_AXG_NCTF_7
VCC_AXG_NCTF_8
VCC_AXG_NCTF_9
VCC_AXG_NCTF_10
VCC_AXG_NCTF_11
VCC_AXG_NCTF_12
VCC_AXG_NCTF_13
VCC_AXG_NCTF_14
VCC_AXG_NCTF_15
VCC_AXG_NCTF_16
VCC_AXG_NCTF_17
VCC_AXG_NCTF_18
VCC_AXG_NCTF_19
VCC_AXG_NCTF_20
VCC_AXG_NCTF_21
VCC_AXG_NCTF_22
VCC_AXG_NCTF_23
VCC_AXG_NCTF_24
VCC_AXG_NCTF_25
VCC_AXG_NCTF_26
VCC_AXG_NCTF_27
VCC_AXG_NCTF_28
VCC_AXG_NCTF_29
VCC_AXG_NCTF_30
VCC_AXG_NCTF_31
VCC_AXG_NCTF_32
VCC_AXG_NCTF_33
VCC_AXG_NCTF_34
VCC_AXG_NCTF_35
VCC_AXG_NCTF_36
VCC_AXG_NCTF_37
VCC_AXG_NCTF_38
VCC_AXG_NCTF_39
VCC_AXG_NCTF_40
VCC_AXG_NCTF_41
VCC_AXG_NCTF_42
VCC_AXG_NCTF_43
VCC_AXG_NCTF_44
VCC_AXG_NCTF_45
VCC_AXG_NCTF_46
VCC_AXG_NCTF_47
VCC_AXG_NCTF_48
VCC_AXG_NCTF_49
VCC_AXG_NCTF_50
VCC_AXG_NCTF_51
VCC_AXG_NCTF_52
VCC_AXG_NCTF_53
VCC_AXG_NCTF_54
VCC_AXG_NCTF_55
VCC_AXG_NCTF_56
VCC_AXG_NCTF_57
VCC_AXG_NCTF_58
VCC_AXG_NCTF_59
VCC_AXG_NCTF_60
VCC GFX NCTF
+VGFX_CORE
VCC_AXG_1
VCC_AXG_2
VCC_AXG_3
VCC_AXG_4
VCC_AXG_5
VCC_AXG_6
VCC_AXG_7
VCC_AXG_8
VCC_AXG_9
VCC_AXG_10
VCC_AXG_11
VCC_AXG_12
VCC_AXG_13
VCC_AXG_14
VCC_AXG_15
VCC_AXG_16
VCC_AXG_17
VCC_AXG_18
VCC_AXG_19
VCC_AXG_20
VCC_AXG_21
VCC_AXG_22
VCC_AXG_23
VCC_AXG_24
VCC_AXG_25
VCC_AXG_26
VCC_AXG_27
VCC_AXG_28
VCC_AXG_29
VCC_AXG_30
VCC_AXG_31
VCC_AXG_32
VCC_AXG_33
VCC_AXG_34
VCC_AXG_35
VCC_AXG_36
VCC_AXG_37
VCC_AXG_38
VCC_AXG_39
VCC_AXG_40
VCC_AXG_41
VCC_AXG_42
VCC GFX
+VGFX_CORE
R152
10_1%
VCC_AXG_SENSE
VSS_AXG_SENSE
R151
10_1%
VCC_AXG_SENSE
VSS_AXG_SENSE
ITL_CANTIGA_FCBGA_1329P
VCC_SM_LF1
VCC_SM_LF2
VCC_SM_LF3
VCC_SM_LF4
VCC_SM_LF5
VCC_SM_LF6
VCC_SM_LF7
VCC SM LF
C111
0.1uF_16v
C139
0.1uF_16v
C110
0.22uF_16v
C113
0.22uF_16v
C150
0.47uF_6.3v
C119
1uF_10v
C120
1uF_10v
+VCCP
C1175
220uF_2.5v
308 mils from the Edge
C145
22uF_6.3v
C171
0.22uF_16v
C147
0.22uF_16v
C146
0.1uF_16v
Cavity Capacitors
U1015-6
VCC_1
VCC_2
VCC_3
VCC_4
VCC_5
VCC_6
VCC_7
VCC_8
VCC_9
VCC_10
VCC_11
VCC_12
VCC_13
VCC_14
VCC_15
VCC_16
VCC_17
VCC_18
VCC_19
VCC_20
VCC_21
VCC_22
VCC_23
VCC_24
VCC_25
VCC_26
VCC_27
VCC_28
VCC_29
VCC_30
VCC_31
VCC_32
VCC_33
VCC_34
VCC_35
R187
0_5%
T32
VCC CORE
POWER
VCC NCTF
VCC_NCTF_1
VCC_NCTF_2
VCC_NCTF_3
VCC_NCTF_4
VCC_NCTF_5
VCC_NCTF_6
VCC_NCTF_7
VCC_NCTF_8
VCC_NCTF_9
VCC_NCTF_10
VCC_NCTF_11
VCC_NCTF_12
VCC_NCTF_13
VCC_NCTF_14
VCC_NCTF_15
VCC_NCTF_16
VCC_NCTF_17
VCC_NCTF_18
VCC_NCTF_19
VCC_NCTF_20
VCC_NCTF_21
VCC_NCTF_22
VCC_NCTF_23
VCC_NCTF_24
VCC_NCTF_25
VCC_NCTF_26
VCC_NCTF_27
VCC_NCTF_28
VCC_NCTF_29
VCC_NCTF_30
VCC_NCTF_31
VCC_NCTF_32
VCC_NCTF_33
VCC_NCTF_34
VCC_NCTF_35
VCC_NCTF_36
VCC_NCTF_37
VCC_NCTF_38
VCC_NCTF_39
VCC_NCTF_40
VCC_NCTF_41
VCC_NCTF_42
VCC_NCTF_43
VCC_NCTF_44
+VCCP
ITL_CANTIGA_FCBGA_1329P
+VGFX_CORE
C1243
220uF_2v_15mR_Panasonic
C1242
220uF_2v_15mR_Panasonic
370 mils from the Edge
C143
0.47uF_6.3v
C140
1uF_10v
C141
22uF_6.3v
C168
0.1uF_16v
C144
0.1uF_16v
Cavity Capacitors
+V5S
C3003
1uF_16v
U2002
ANPEC_APL5501_33BC_TRL_SOT23_5P
VIN
VOUT
SHDN#
GND
BP
+V3S_TV_CRT
+V3S
R2069
0_5%_OPEN
C3004
10uF_6.3v
+V1.8
C116
0.1uF_16v
C1251
220uF_2.5v_R35
C117
22uF_6.3v
C118
22uF_6.3v
INVENTEC
TITLE
Zygo/Zodiac
CANTIGA-5-POWER
SIZE A3
CODE CS
DOC. NUMBER 1310A21610-0-MTRA01
REV
SHEET 23 OF 50
CHANGE by Ray
30-May-2008

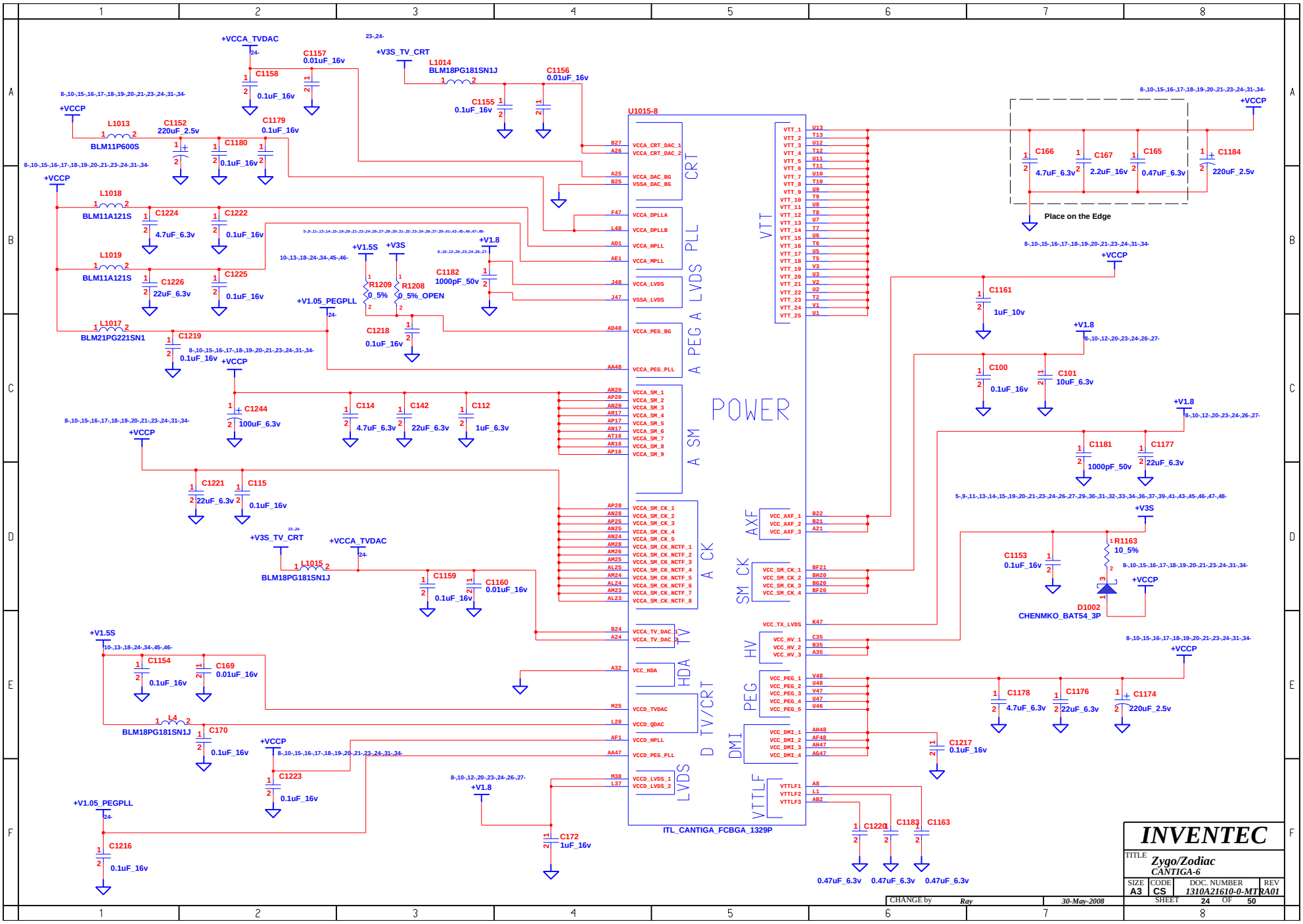
U1015-8
ITL_CANTIGA_FCBGA_1329P
POWER
CRT
A PEG A LVDS PLL
VTT
A SM
D TV/CRT
A CK
AXF
SM CK
HV
PEG
DMI
HDA
LVDS
VTTLF
+VCCA_TVDAC
+V3S_TV_CRT
+VCCP
+V1.8
+V1.5S
+V3S
+V1.05_PEGPLL
Place on the Edge
BLM11P600S
BLM11A121S
BLM21PG221SN1
BLM18PG181SN1J
CHENMKO_BAT54_3P
INVENTEC
Zygo/Zodiac
CANTIGA-6
1310A21610-0-MTRA01
CHANGE by Ray
30-May-2008
SIZE A3
CODE CS
SHEET 24 OF 50

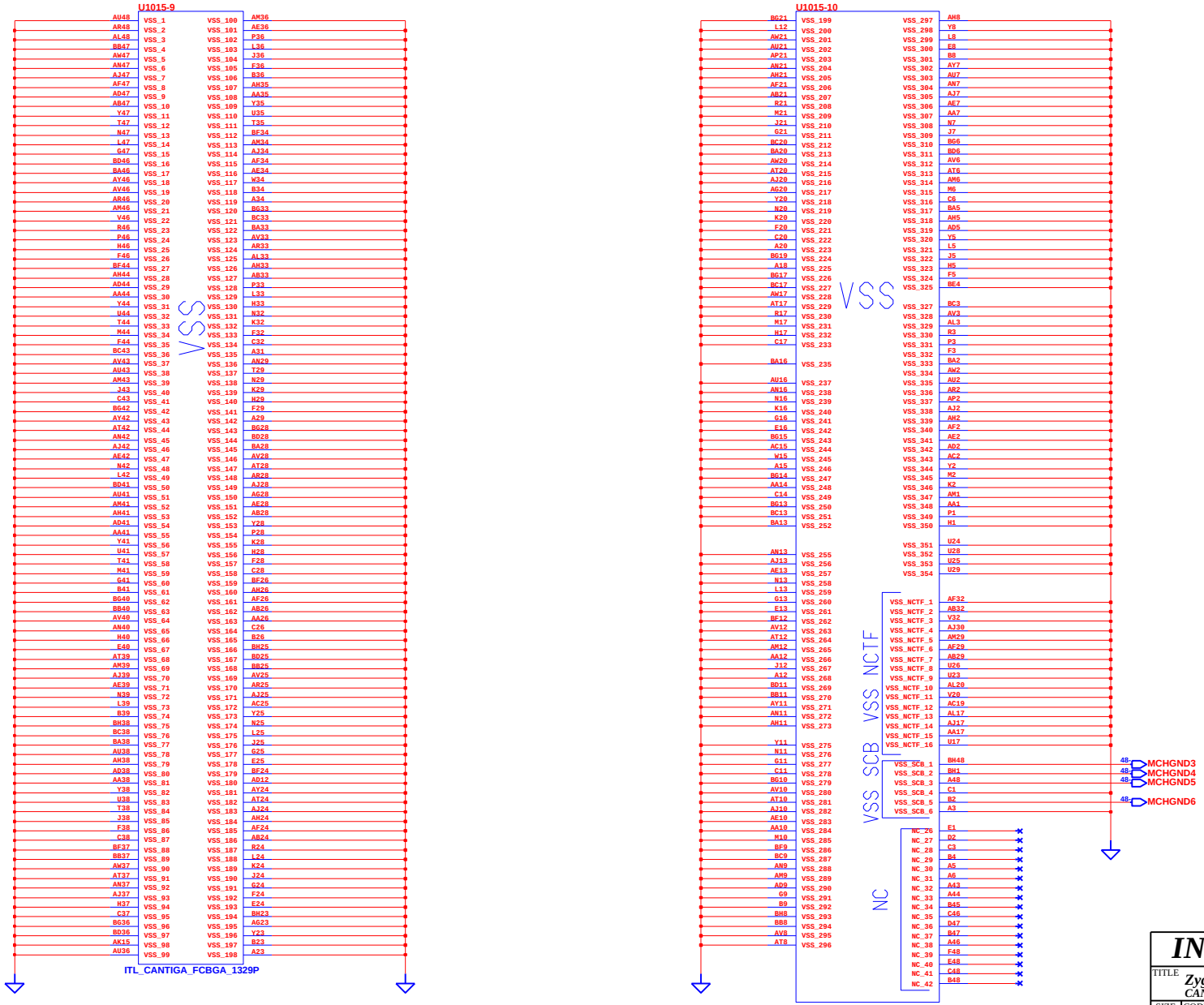

INVENTEC

TITLE *Zygo/Zodiac*
CANTIGA-7-POWER

SIZE	CODE	DOC. NUMBER	REV
A3	CS	1310A21610-0-MTRA01	

CHANGE by *Ray* *30-May-2008*

SHEET 25 OF 50

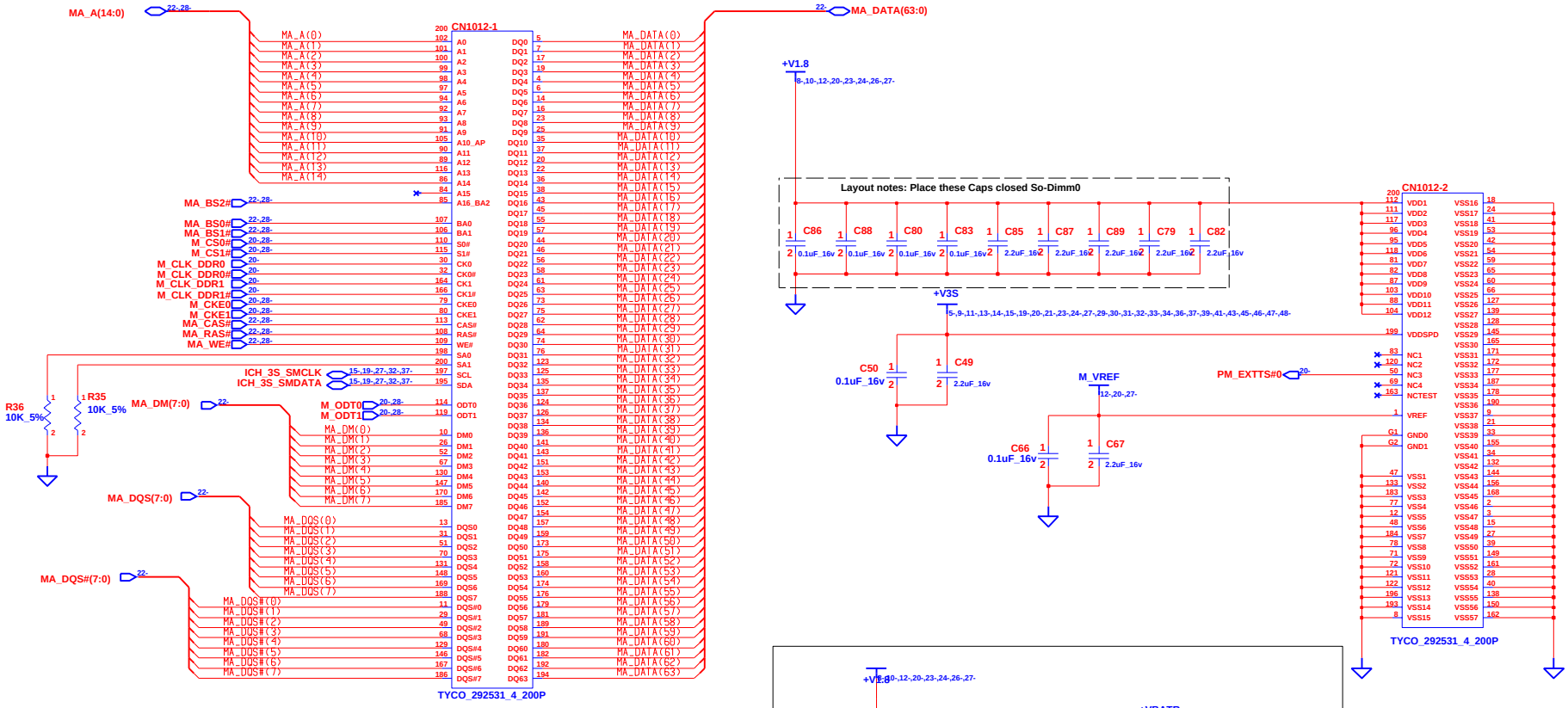

SO DIMM0_9.2mm

INVENTEC	
TITLE	Zygo/Zodiac DDR2-DIMM-0
SIZE	A3
CODE	CS
DOC. NUMBER	1310A21610-0-MTRA01
REV	
SHEET	26 OF 50
CHANGE by	Ray
	30-May-2008

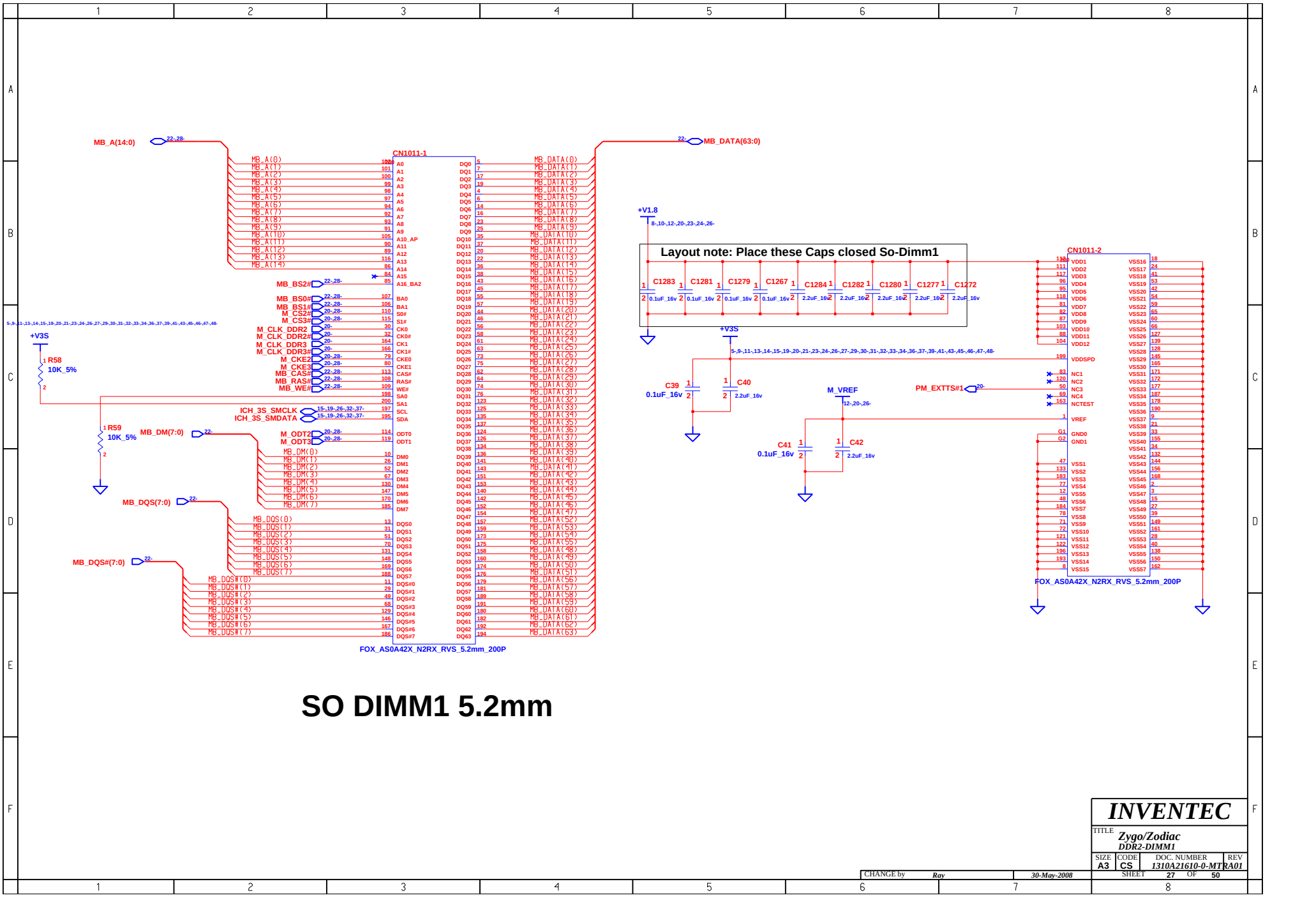

SO DIMM1 5.2mm

CHANGE by	*Ray*	*30-May-2008*	

INVENTEC

TITLE: ***Zygo/Zodiac***
DDR2-DIMM1

SIZE	CODE	DOC. NUMBER	REV
A3	CS	*1310A21610-0-MTRA01*	

SHEET 27 OF 50

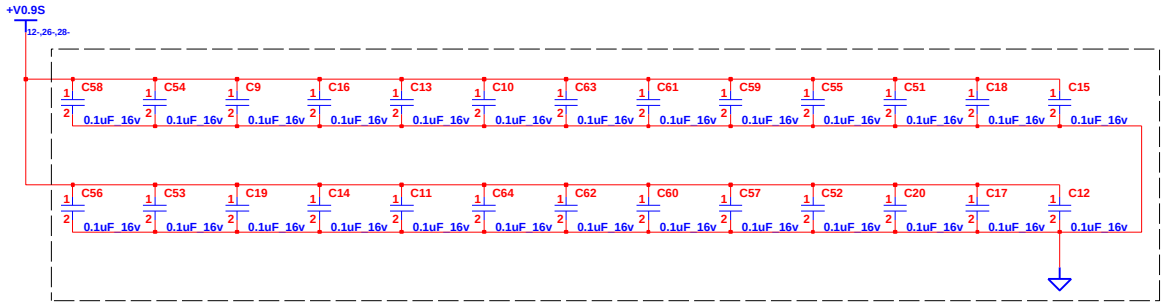

LAYOUT NOTES : PLACE ONE CAP CLOSE TO EVERY 2 PULL UP RESISTOR TERMINATED TO +V0.9S

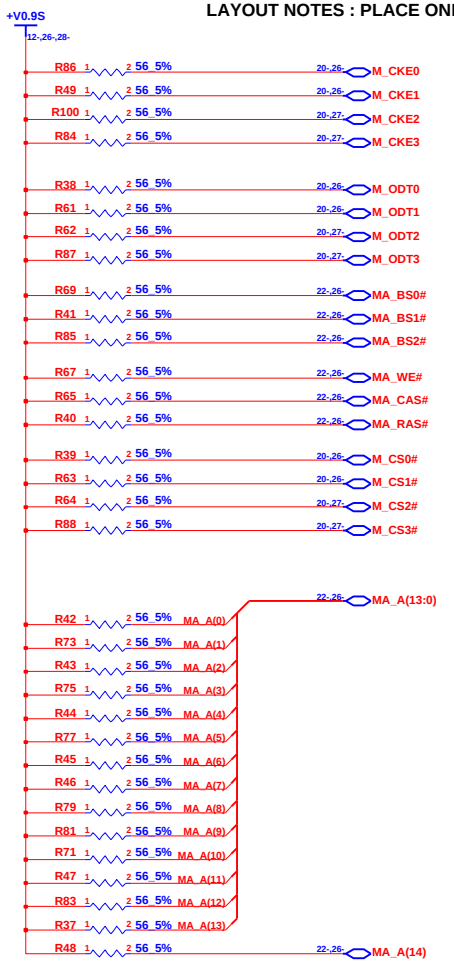

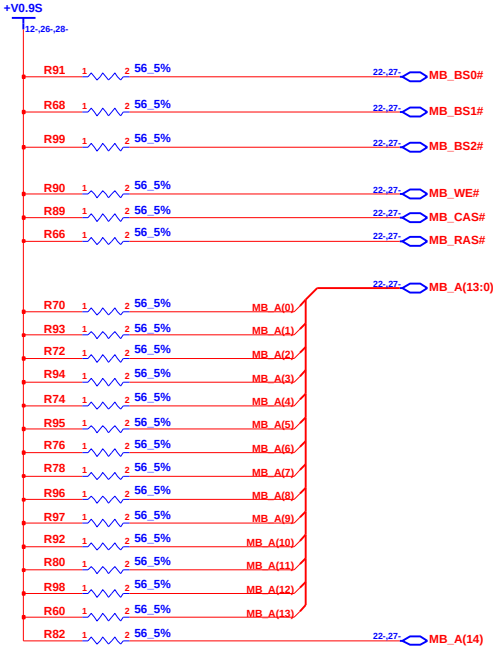

CHANGE by		
Ray	27-Sep-2003	

INVENTEC

TITLE: *Zygo/Zodiac*
DDR2-DAMPING

SIZE	CODE	DOC. NUMBER	REV
A3	CS	*1310A21610-0-MTRA01*	

SHEET 28 OF 50

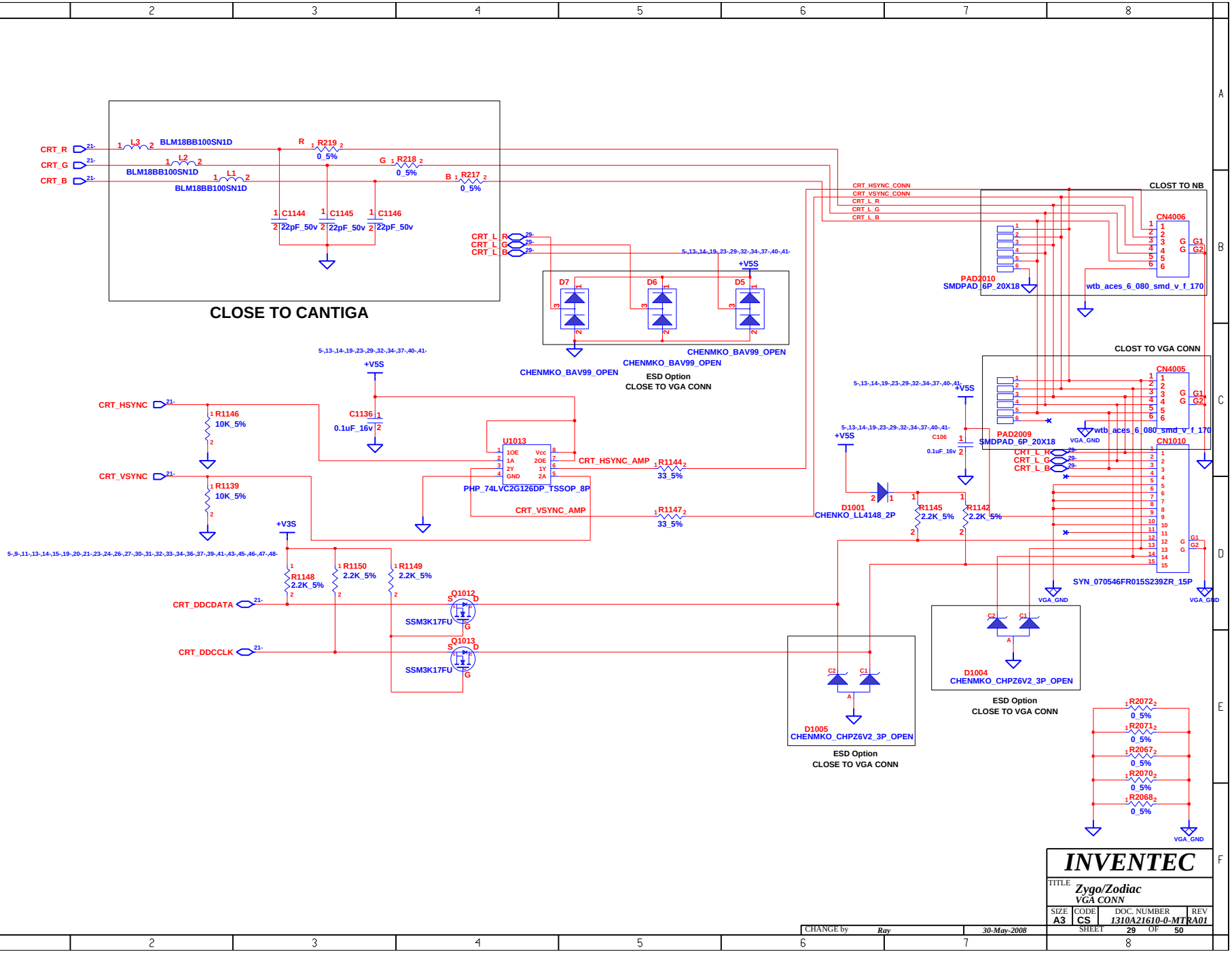

INVENTEC	
TITLE	Zygo/Zodiac VGA CONN
SIZE	A3
CODE	CS
DOC. NUMBER	1310A21610-0-MTRA01
REV	
SHEET	29 OF 50
CHANGE by	Ray
	30-May-2008

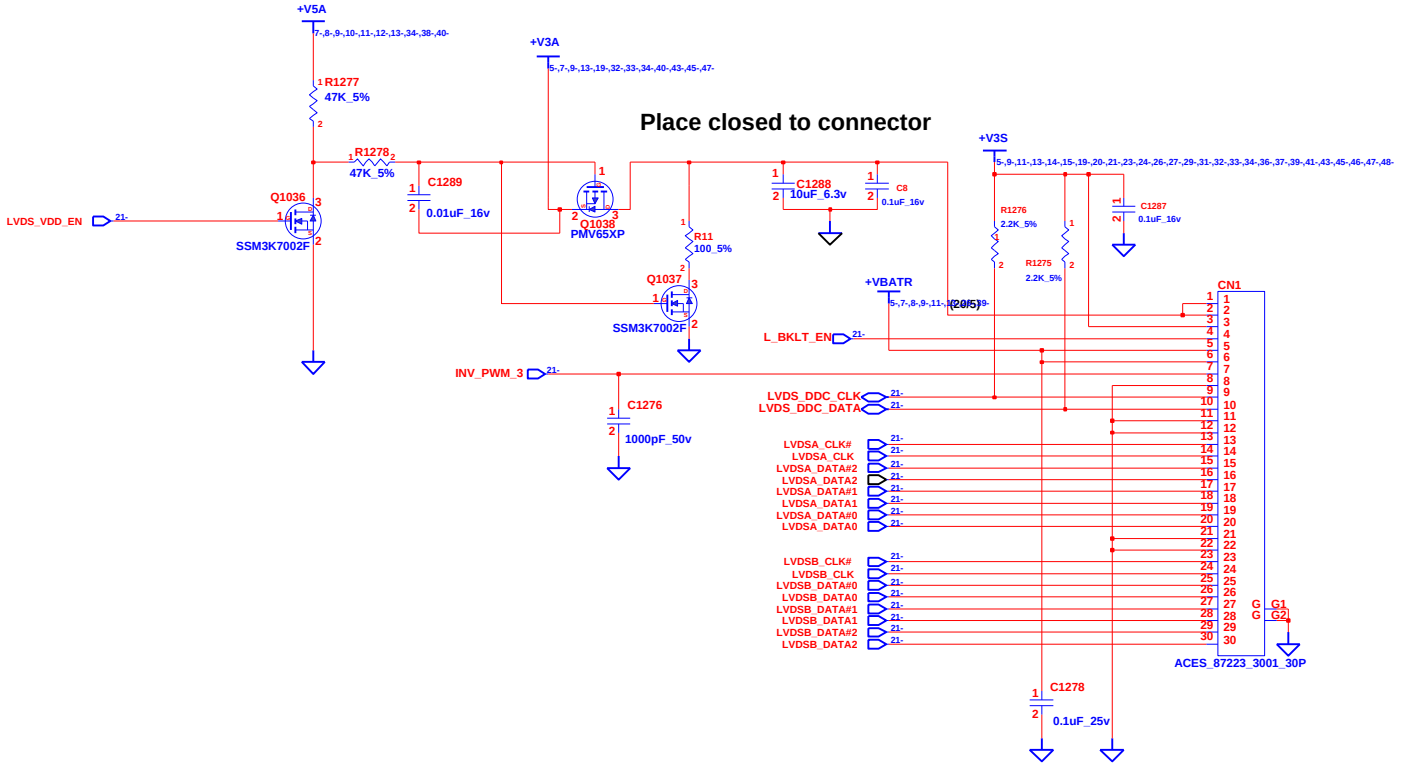

CHANGE by	Ray	30-May-2008	

INVENTEC

TITLE	Zygo/Zodiac LCM CONN		
SIZE A3	CODE CS	DOC. NUMBER 1310A21610-0-MTRA01	REV
		SHEET 30 OF 50	

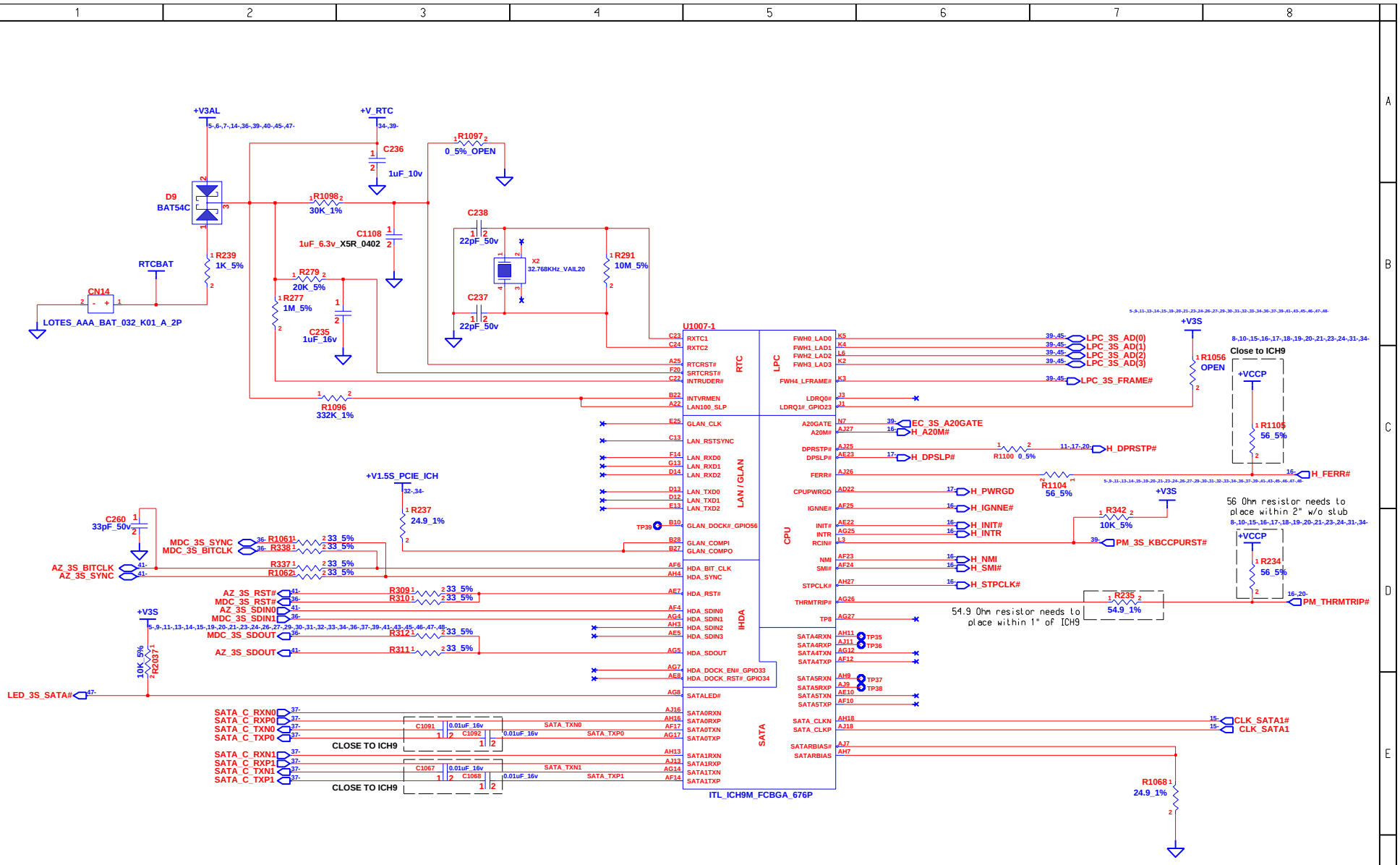

CHANGE by	Ray	30-May-2008	

INVENTEC

TITLE	Zygo/Zodiac ICH9-1		
SIZE A3	CODE CS	DOC. NUMBER 1310A21610-0-MTRA01	REV
		SHEET 31 OF 50	

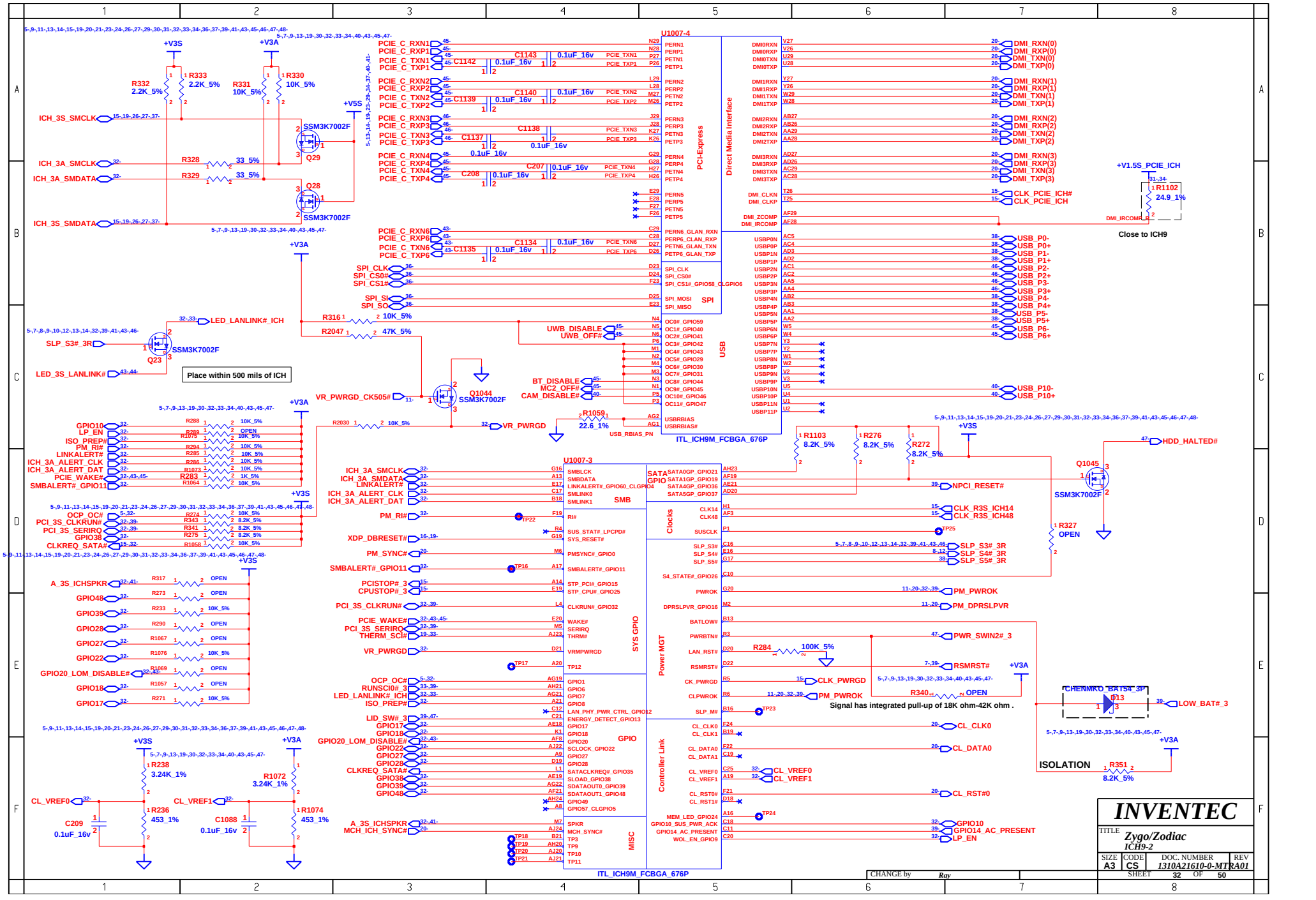
U1007-4
Direct Media Interface
PCI-Express
USB
SPI
ITL_ICH9M_FCBGA_676P
U1007-3
SMB
SATA GPIO
Clocks
SYS GPIO
Power MGT
Controller Link
GPIO
MISC
ITL_ICH9M_FCBGA_676P
Close to ICH9
Place within 500 mils of ICH
Signal has integrated pull-up of 18K ohm-42K ohm .
ISOLATION
INVENTEC
Zygo/Zodiac
ICH9-2
SIZE A3
CODE CS
DOC. NUMBER 1310A21610-0-MTRA01
REV
SHEET 32 OF 50
CHANGE by Ray

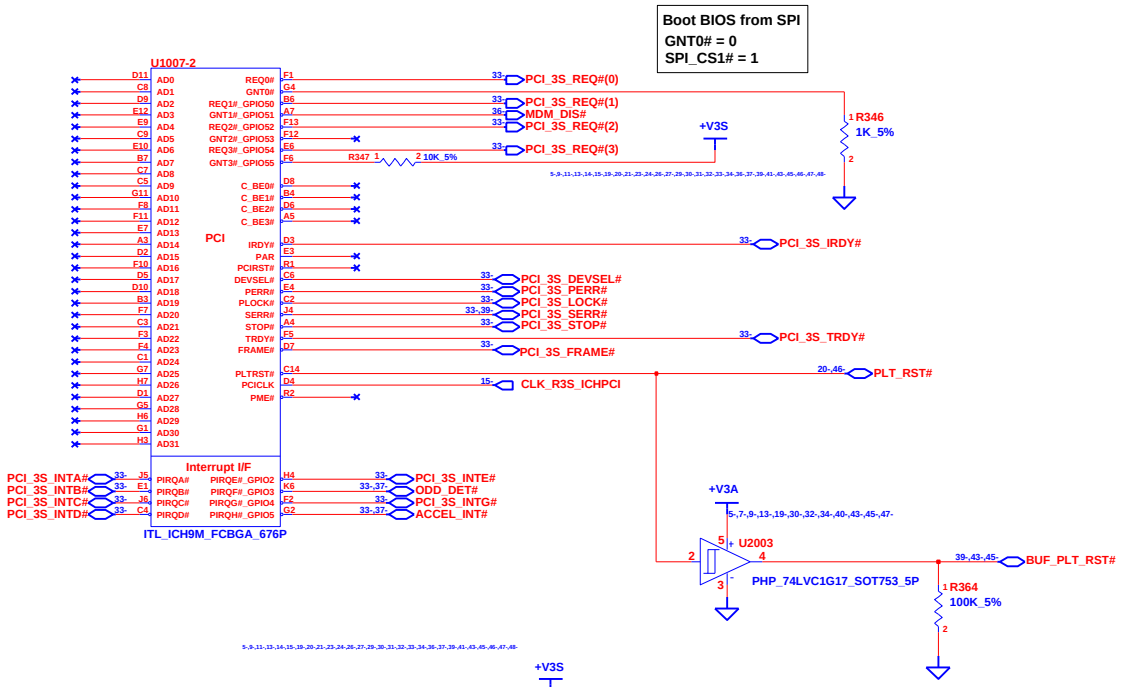



CHANGE by	Ray	30-May-2008	

INVENTEC

TITLE	Zygo/Zodiac ICH9-3		
SIZE A3	CODE CS	DOC. NUMBER 1310A21610-0-MTRA01	REV
		SHEET 33 OF 50	

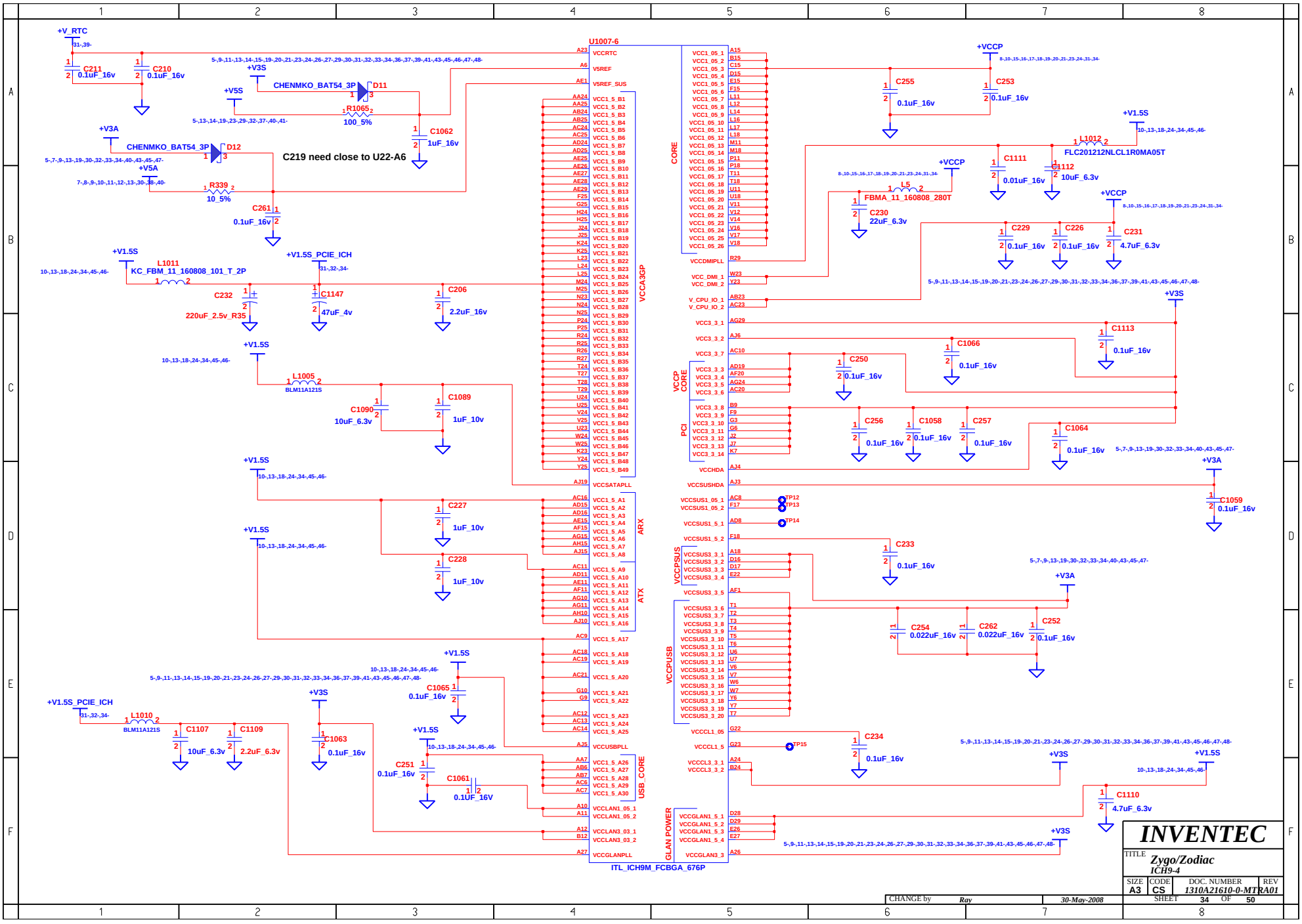
U1007-6
ITL_ICH9M_FCBGA_676P
CHENMKO_BAT54_3P
D11
D12
R1065
100_5%
C1062
1uF_16v
C219 need close to U22-A6
R339
10_5%
C261
0.1uF_16v
L1011
KC_FBM_11_160808_101_T_2P
C232
220uF_2.5v_R35
C1147
47uF_4v
C206
2.2uF_16v
L1005
BLM11A121S
C1090
10uF_6.3v
C1089
1uF_10v
C227
1uF_10v
C228
1uF_10v
C1065
0.1uF_16v
L1010
C1107
10uF_6.3v
C1109
2.2uF_6.3v
C1063
0.1uF_16v
C251
0.1uF_16v
C1061
0.1UF_16V
C255
0.1uF_16v
C253
0.1uF_16v
L1012
FLC201212NLCL1R0MA05T
C1111
0.01uF_16v
C1112
10uF_6.3v
L5
FBMA_11_160808_280T
C230
22uF_6.3v
C229
0.1uF_16v
C226
0.1uF_16v
C231
4.7uF_6.3v
C1113
0.1uF_16v
C1066
0.1uF_16v
C250
0.1uF_16v
C256
0.1uF_16v
C1058
0.1uF_16v
C257
0.1uF_16v
C1064
0.1uF_16v
C1059
0.1uF_16v
C233
0.1uF_16v
C254
0.022uF_16v
C262
0.022uF_16v
C252
0.1uF_16v
C234
0.1uF_16v
C1110
4.7uF_6.3v
CORE
VCCA3GP
ARX
ATX
USB_CORE
VCCP CORE
PCI
VCCPSUS
VCCPUSB
GLAN POWER
+V_RTC
+V3S
+V5S
+V3A
+V5A
+V1.5S
+V1.5S_PCIE_ICH
+VCCP
INVENTEC
Zygo/Zodiac
ICH9-4
SIZE A3
CODE CS
DOC. NUMBER 1310A21610-0-MTRA01
REV
SHEET 34 OF 50
CHANGE by Ray
30-May-2008



CHANGE by	Ray	30-May-2008	

INVENTEC

TITLE: *Zygo/Zodiac*
ICH9-5

SIZE	CODE	DOC. NUMBER	REV
A3	CS	*1310A21610-0-MTRA01*	

SHEET 35 OF 50

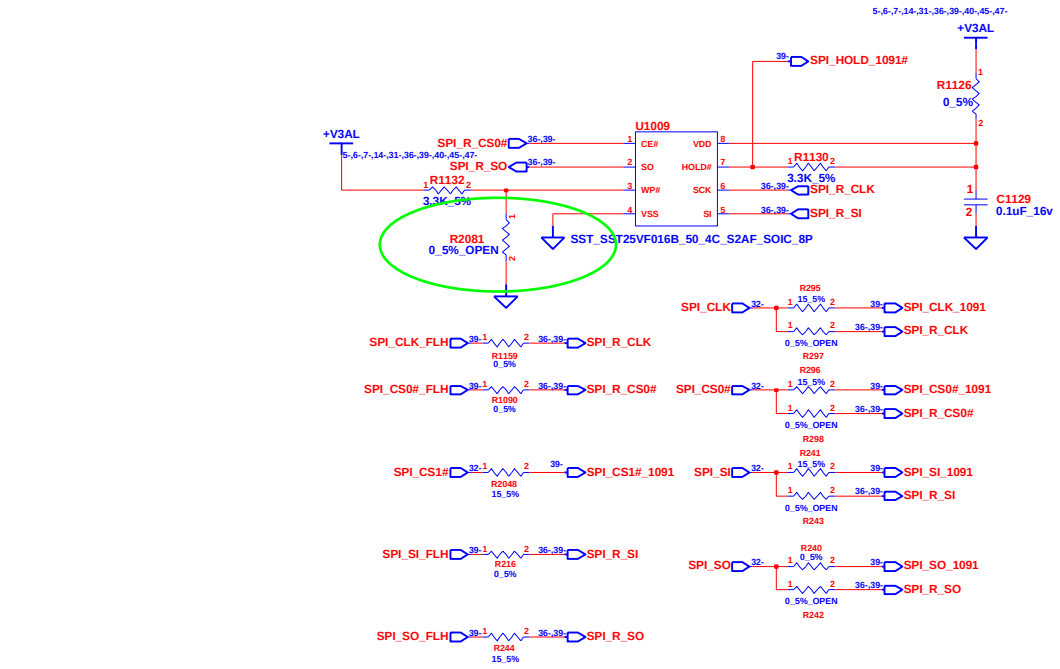

KBC 1070		KBC 1091	
INSTALL	NO-INSTALL	INSTALL	NO-INSTALL
R297 R298 R243 R242	R1159 R1090 R216 R244 R240 R241 R296 R295	R1159 R1090 R216 R244 R240 R241 R296 R295	R297 R298 R243 R242

Pleace near SPI	Pleace near ICH9
R242 R244 R216 R1090 R1159	R297 R243 R298 R240 R241 R296 R295

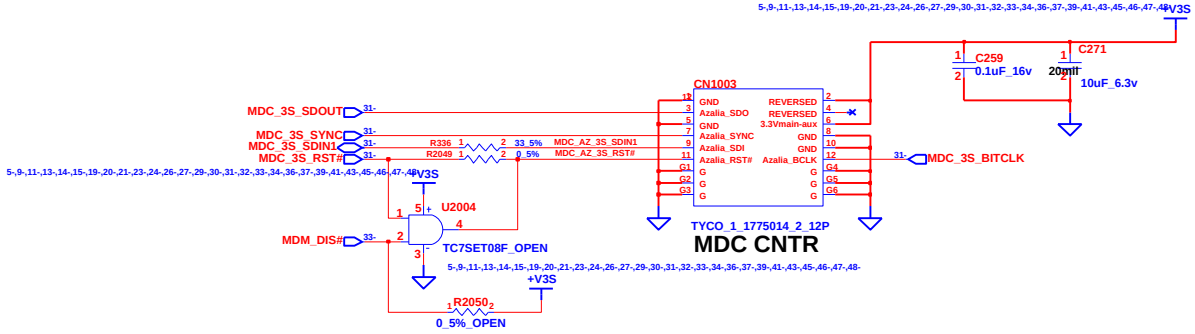

CHANGE by	Ray	30-May-2008		

INVENTEC

TITLE: *Zygo/Zodiac*
SYSTEM BIOS

SIZE	CODE	DOC. NUMBER	REV
A3	CS	*1310A21610-0-MTRA01*	

SHEET 36 OF 50

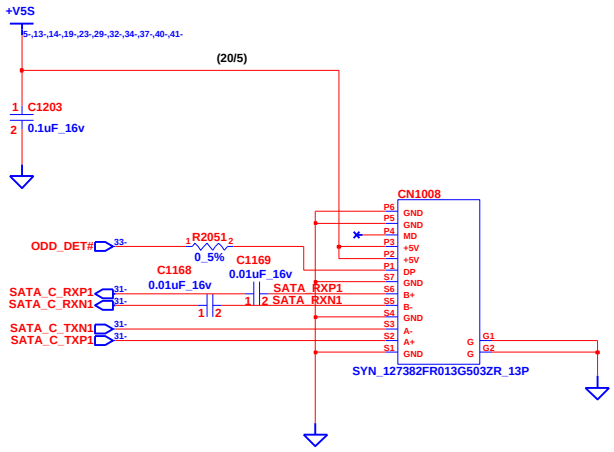

SATA ODD CNTR

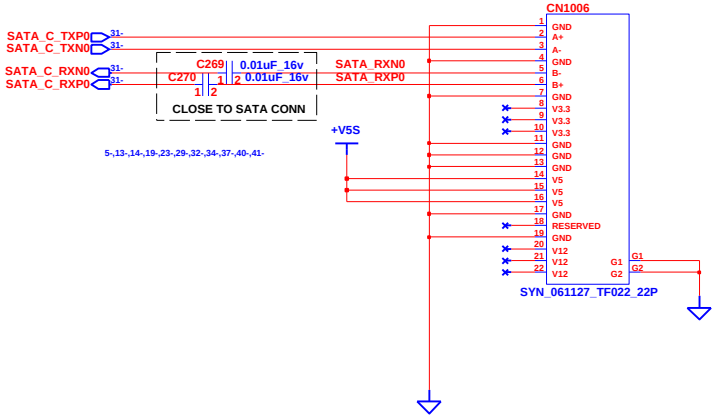

SATA HDD CNTR

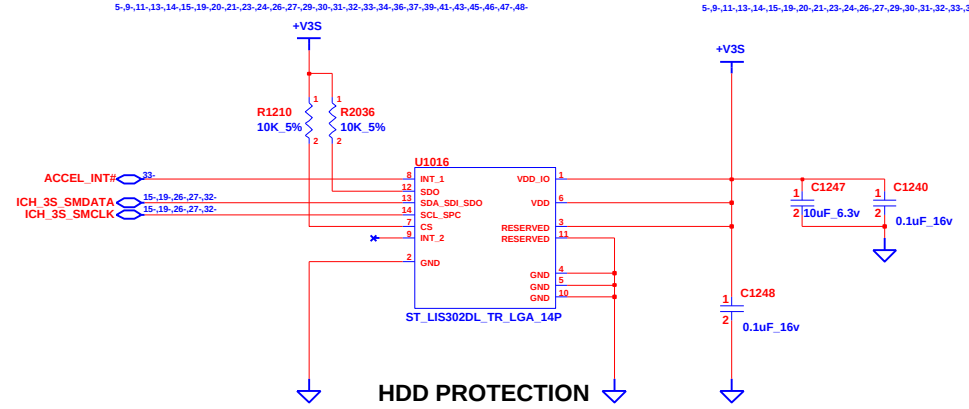

HDD PROTECTION

CHANGE by	Ray	30-May-2008	

INVENTEC

TITLE	Zygo/Zodiac HDD&ODD CONN		
SIZE	CODE	DOC. NUMBER	REV
A3	CS	1310A21610-0-MTRA01	
SHEET	37	OF	50

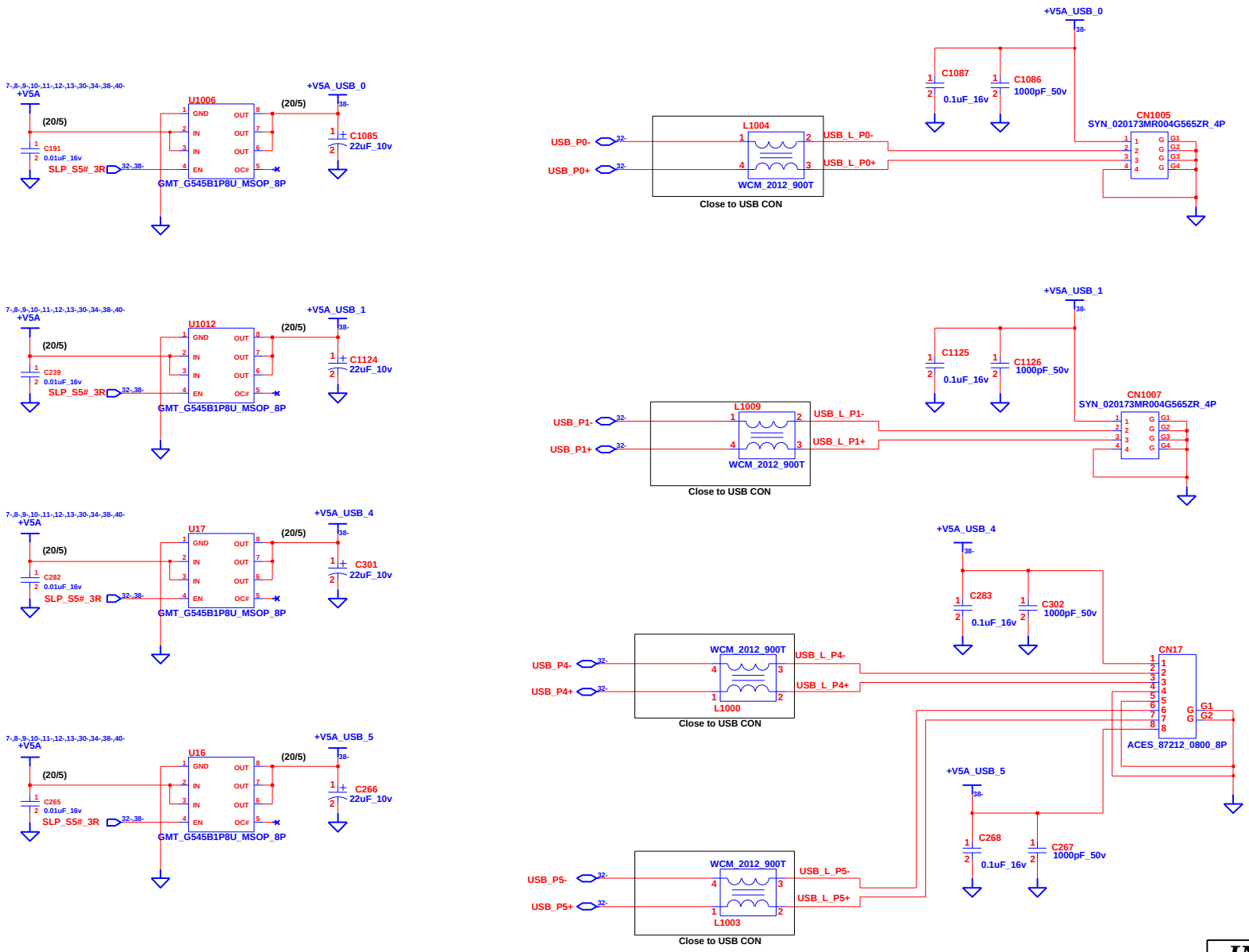

CHANGE by	*Ray*	*30-May-2008*			

INVENTEC

TITLE: ***Zygo/Zodiac***
USB CONN

SIZE	CODE	DOC. NUMBER	REV
A3	CS	*1310A21610-0-MTRA01*	

SHEET 38 OF 50

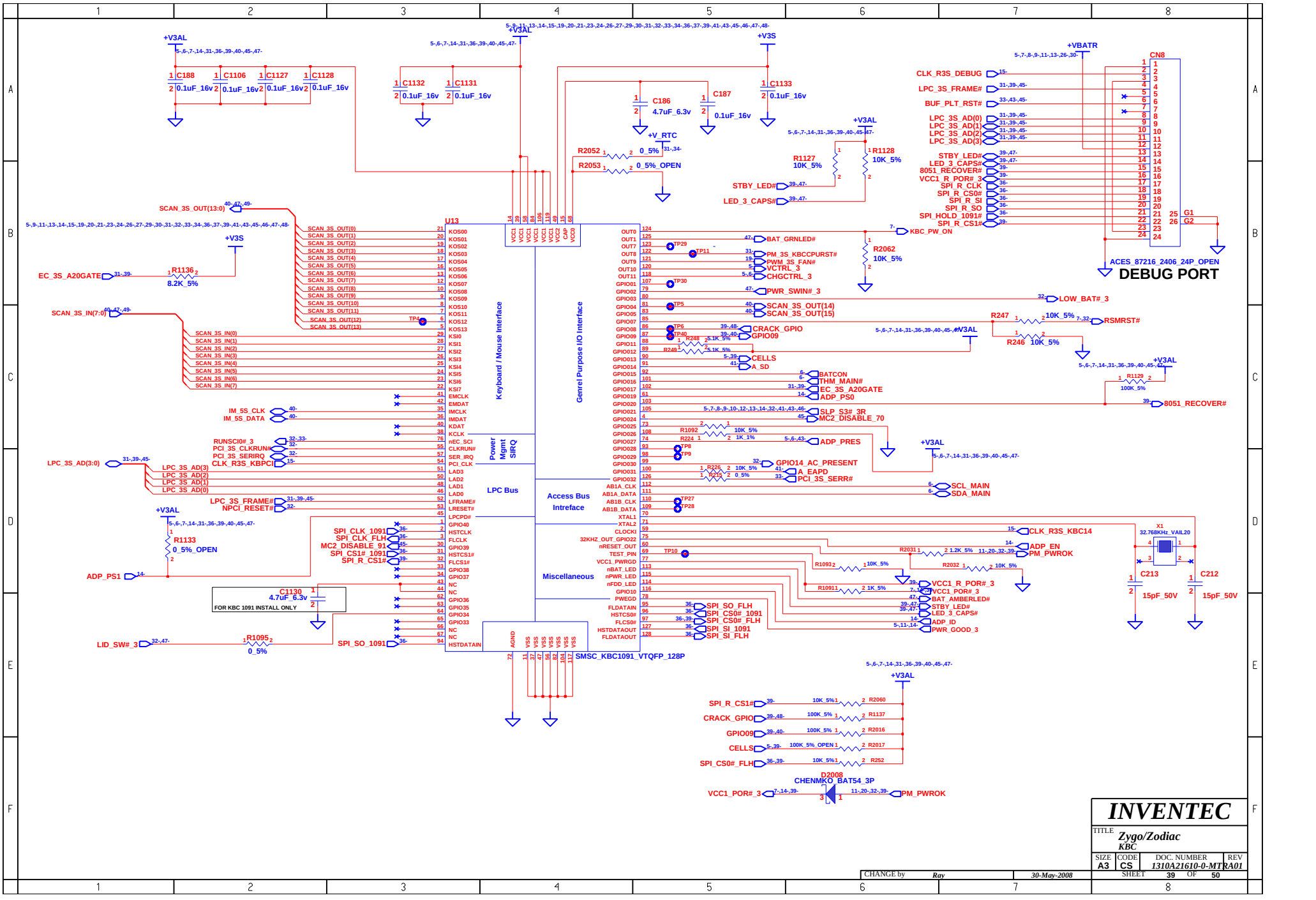
+V3AL
+V3S
+VBATR
+V_RTC
C188 0.1uF_16v
C1106 0.1uF_16v
C1127 0.1uF_16v
C1128 0.1uF_16v
C1132 0.1uF_16v
C1131 0.1uF_16v
C186 4.7uF_6.3v
C187 0.1uF_16v
C1133 0.1uF_16v
R2052 0_5%
R2053 0_5%_OPEN
R1127 10K_5%
R1128 10K_5%
STBY_LED#
LED_3_CAPS#
CN8
ACES_87216_2406_24P_OPEN
DEBUG PORT
CLK_R3S_DEBUG
LPC_3S_FRAME#
BUF_PLT_RST#
LPC_3S_AD(0)
LPC_3S_AD(1)
LPC_3S_AD(2)
LPC_3S_AD(3)
SCAN_3S_OUT(13:0)
SCAN_3S_IN(7:0)
EC_3S_A20GATE
R1136 8.2K_5%
U13
SMSC_KBC1091_VTQFP_128P
Keyboard / Mouse Interface
Genrel Purpose I/O Interface
Power Mgmt SIRQ
LPC Bus
Access Bus Intreface
Miscellaneous
KBC_PW_ON
BAT_GRNLED#
PM_3S_KBCCPURST#
PWM_3S_FAN#
VCTRL_3
CHGCTRL_3
PWR_SWIN#_3
SCAN_3S_OUT(14)
SCAN_3S_OUT(15)
CRACK_GPIO
GPIO09
CELLS
A_SD
BATCON
THM_MAIN#
EC_3S_A20GATE
ADP_PS0
SLP_S3#_3R
MC2_DISABLE_70
ADP_PRES
GPIO14_AC_PRESENT
A_EAPD
PCI_3S_SERR#
SCL_MAIN
SDA_MAIN
LOW_BAT#_3
RSMRST#
R247 10K_5%
R246 10K_5%
R1129 100K_5%
8051_RECOVER#
IM_5S_CLK
IM_5S_DATA
RUNSCI0#_3
PCI_3S_CLKRUN#
PCI_3S_SERIRQ
CLK_R3S_KBPCI
LPC_3S_AD(3:0)
LPC_3S_FRAME#
NPCI_RESET#
R1133 0_5%_OPEN
ADP_PS1
C1130 4.7uF_6.3v
FOR KBC 1091 INSTALL ONLY
LID_SW#_3
R1095 0_5%
SPI_CLK_1091
SPI_CLK_FLH
MC2_DISABLE_91
SPI_CS1#_1091
SPI_R_CS1#
SPI_SO_1091
CLK_R3S_KBC14
ADP_EN
PM_PWROK
X1 32.768KHz_VAIL20
C213 15pF_50V
C212 15pF_50V
R2031 1.2K_5%
R2032 10K_5%
R1093 10K_5%
R1091 1K_5%
VCC1_R_POR#_3
VCC1_POR#_3
BAT_AMBERLED#
ADP_ID
PWR_GOOD_3
SPI_SO_FLH
SPI_CS0#_1091
SPI_CS0#_FLH
SPI_SI_1091
SPI_SI_FLH
R2060 10K_5%
R1137 100K_5%
R2016 100K_5%
R2017 100K_5%_OPEN
R252 10K_5%
D2008 CHENMKO_BAT54_3P
VCC1_POR#_3
PM_PWROK
INVENTEC
TITLE Zygo/Zodiac KBC
SIZE A3
CODE CS
DOC. NUMBER 1310A21610-0-MTRA01
REV
SHEET 39 OF 50
CHANGE by Ray
30-May-2008

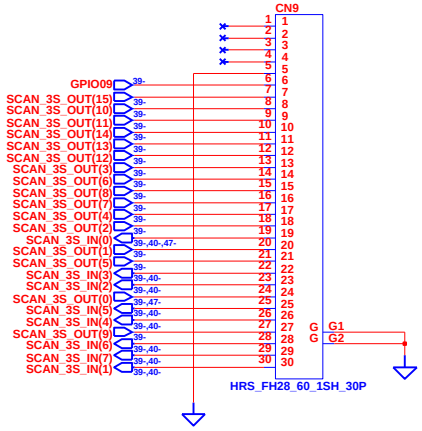

KeyBoard CNTR

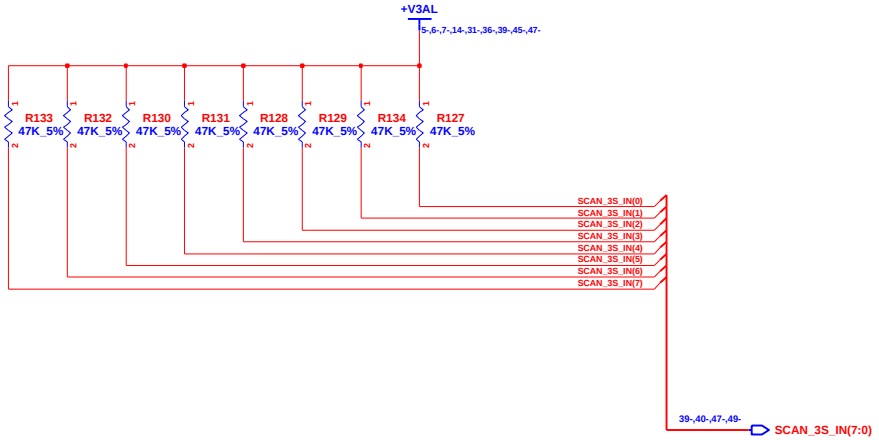

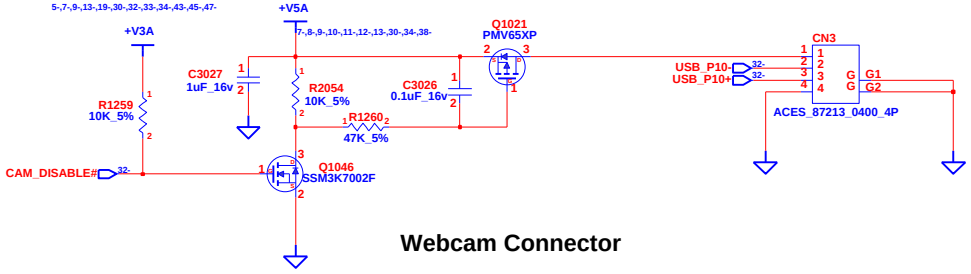

Webcam Connector

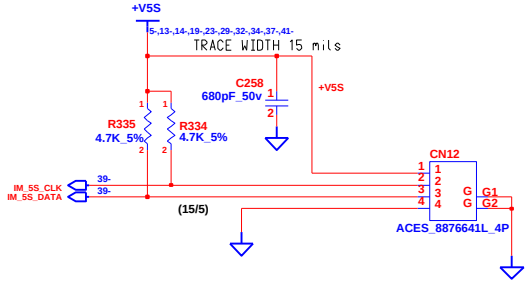

TOUCH PAD CNTR

CHANGE by	*Ray*	*30-May-2008*	

INVENTEC

TITLE: *Zygo/Zodiac*
KB&TP&WebCAM CNTR

SIZE	CODE	DOC. NUMBER	REV
A3	CS	*1310A21610-0-MTRA01*	

SHEET 40 OF 50

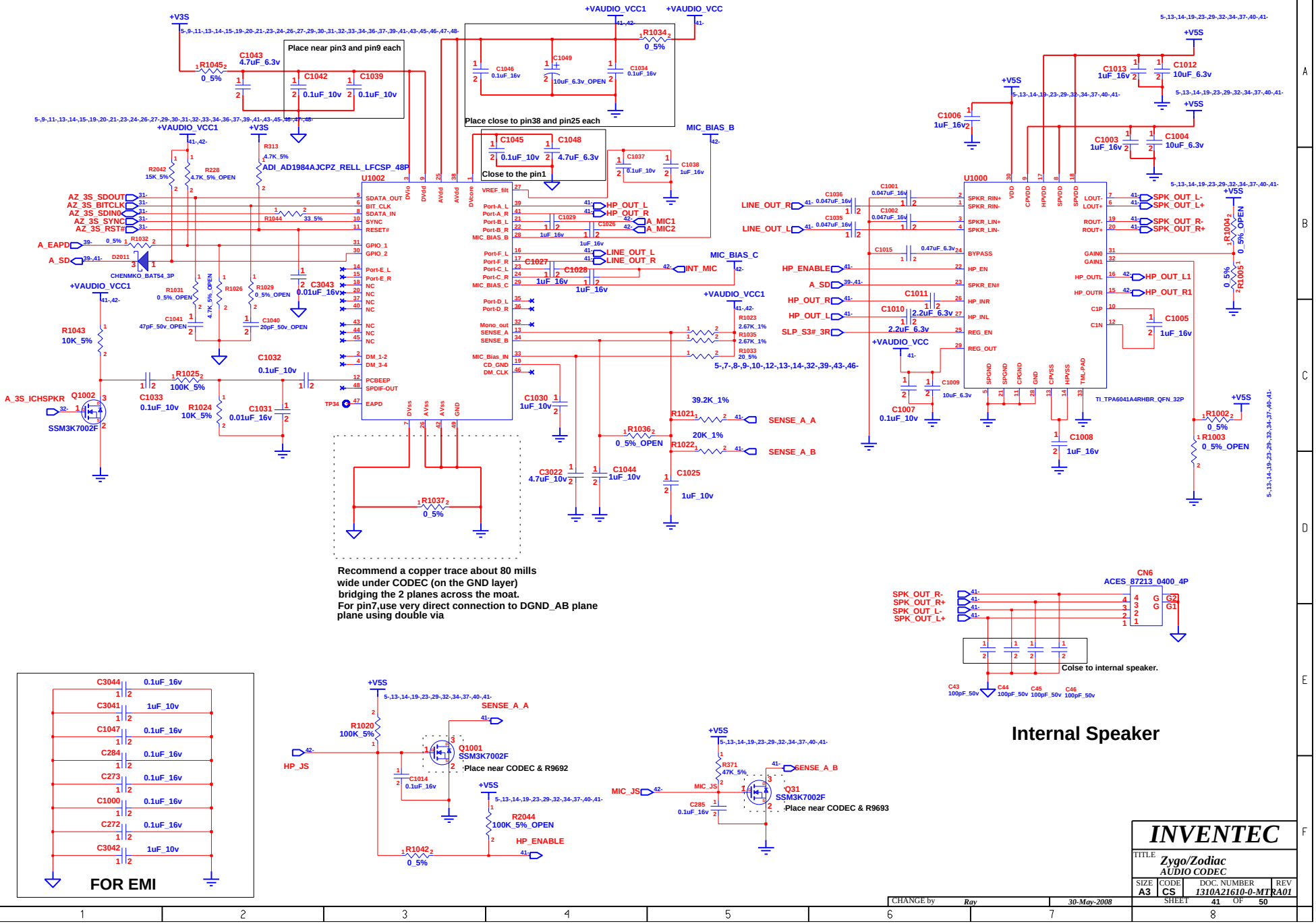
Place near pin3 and pin9 each
Place close to pin38 and pin25 each
Close to the pin1
U1002
ADI_AD1984AJCPZ_RELL_LFCSP_48P
U1000
TI_TPA6041A4RHBR_QFN_32P
Recommend a copper trace about 80 mills
wide under CODEC (on the GND layer)
bridging the 2 planes across the moat.
For pin7,use very direct connection to DGND_AB plane
plane using double via
Q1002
SSM3K7002F
Q1001
SSM3K7002F
Place near CODEC & R9692
Q31
SSM3K7002F
Place near CODEC & R9693
CN6
ACES_87213_0400_4P
Colse to internal speaker.
Internal Speaker
FOR EMI
INVENTEC
Zygo/Zodiac
AUDIO CODEC
SIZE A3
CODE CS
DOC. NUMBER 1310A21610-0-MTRA01
REV
SHEET 41 OF 50
CHANGE by Ray
30-May-2008

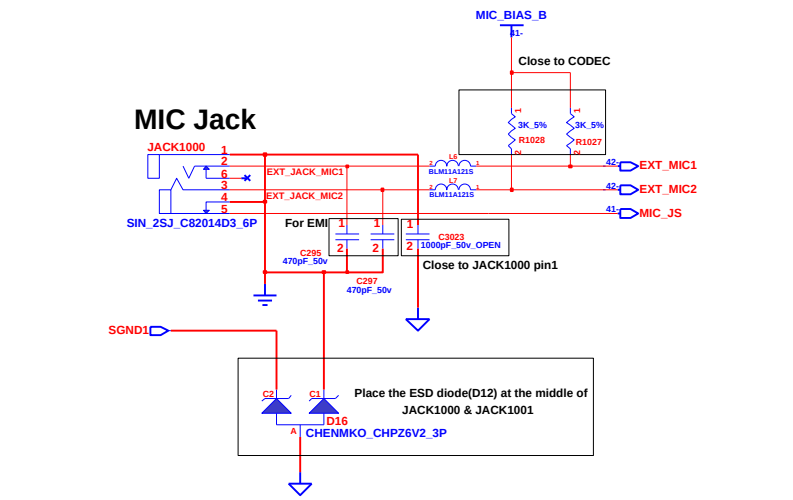

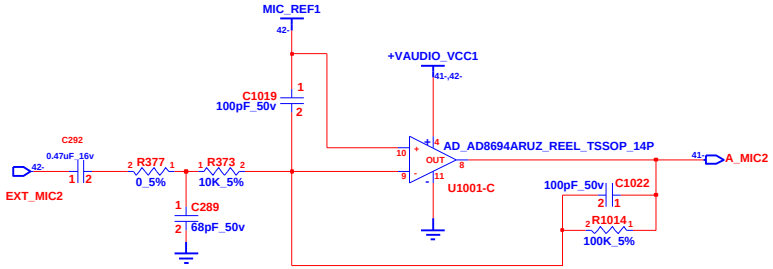

EXT. MIC

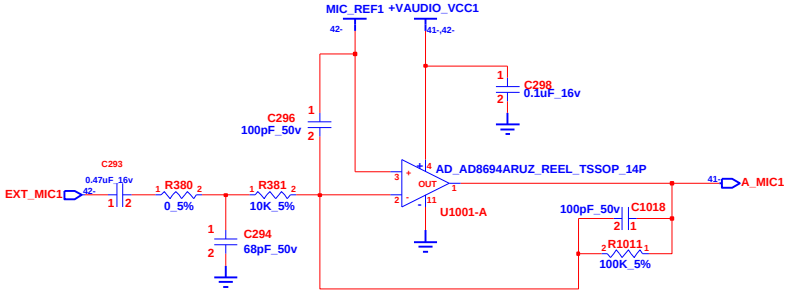

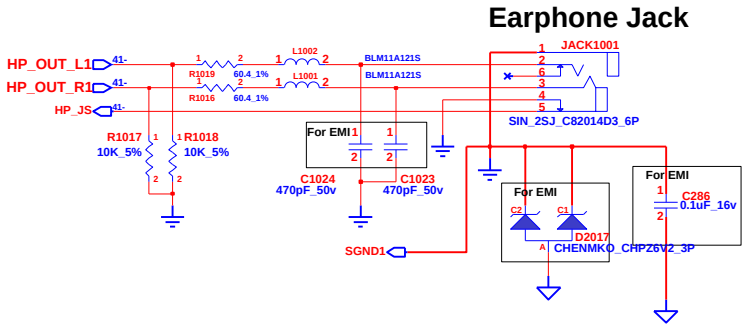

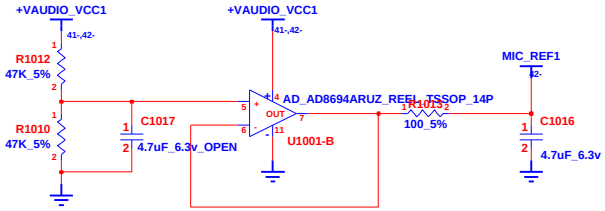

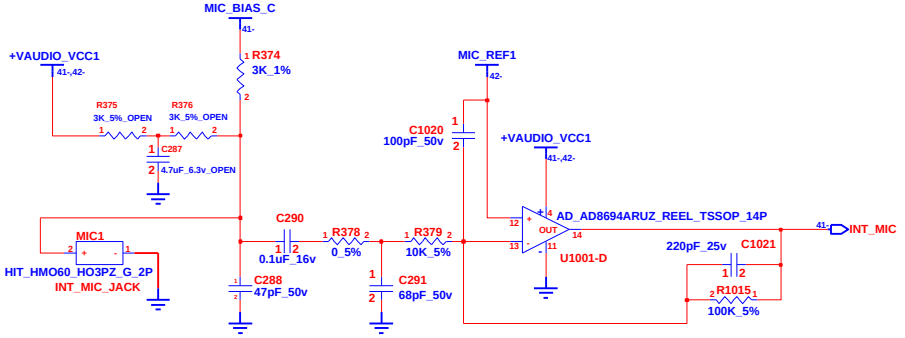

INT. MIC

CHANGE by	Ray	7-Jun-2008	

INVENTEC

TITLE: *Zygo/Zodiac*
AUDIO JACK

SIZE	CODE	DOC. NUMBER	REV
A3	CS	*1310A21610-0-MTRA01*	

SHEET 42 OF 50

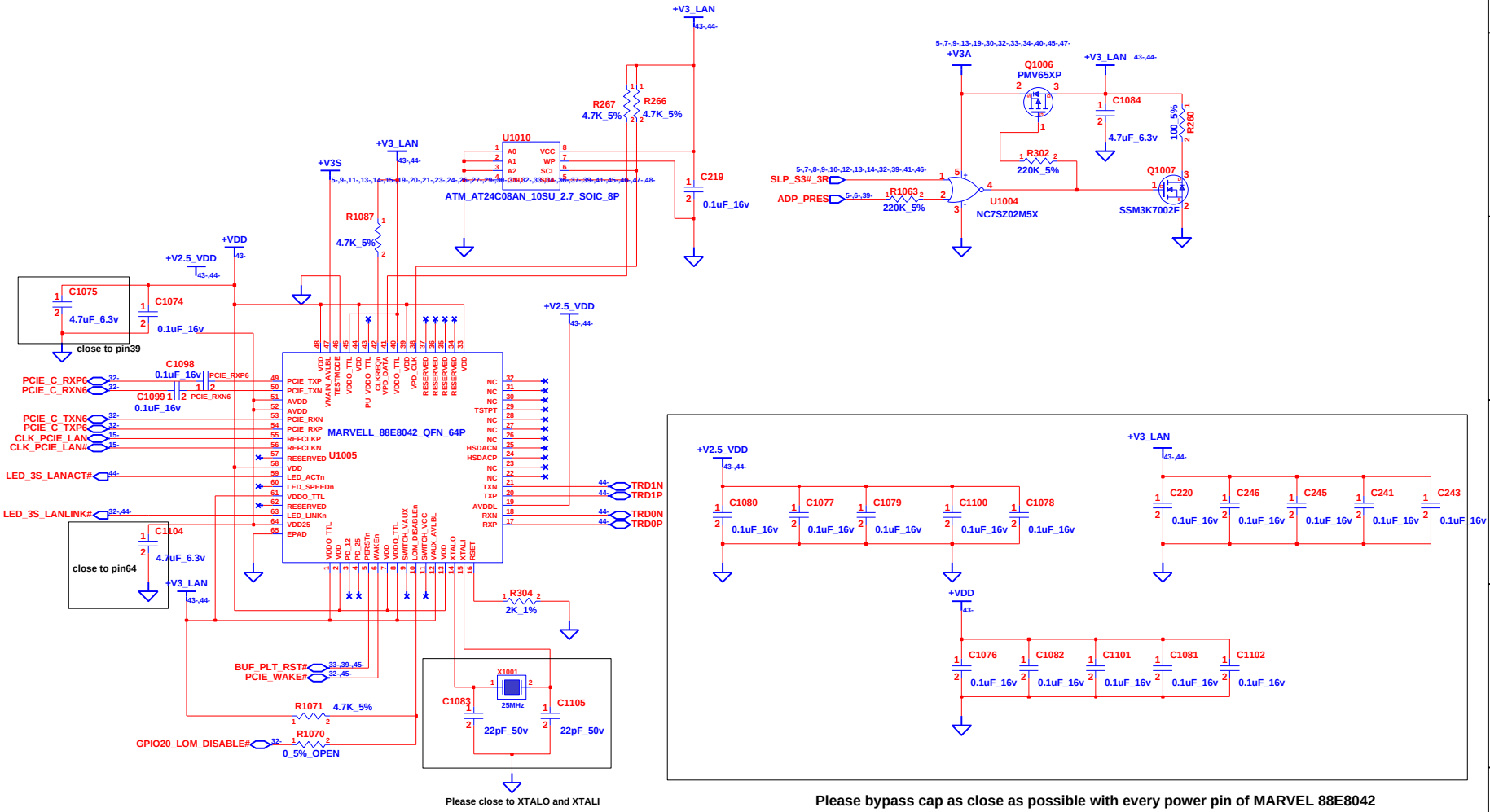

INVENTEC	
TITLE	Zygo/Zodiac NIC 10/100- CONTROLLER
SIZE A3 / CODE CS / DOC. NUMBER	1310A21610-0-MTRA01
REV	
CHANGE by	Ray
30-May-2008	
SHEET 43 OF 50	

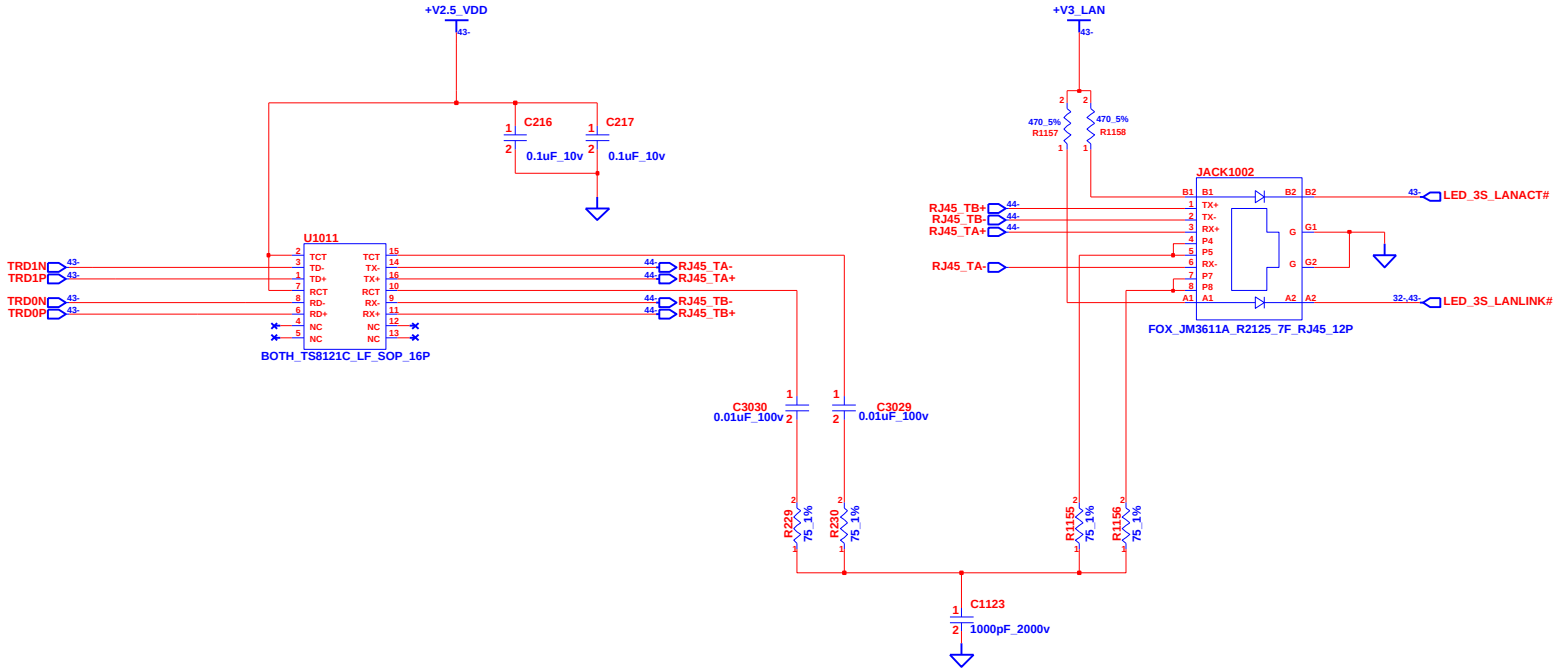

CHANGE by	Ray	30-May-2008	

INVENTEC

TITLE: Zygo/Zodiac
NIC 10/100-RJ45 CONN

SIZE	CODE	DOC. NUMBER	REV
A3	CS	1310A21610-0-MTRA01	

SHEET 44 OF 50

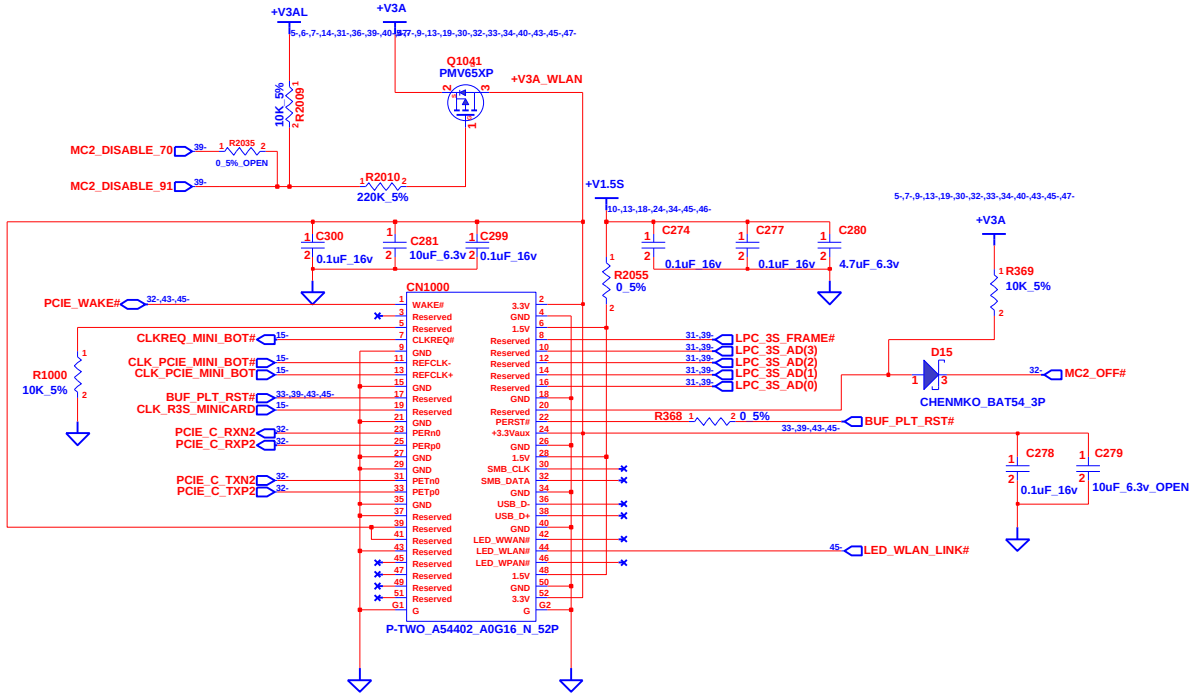

MINICARD CNTR (WLAN)

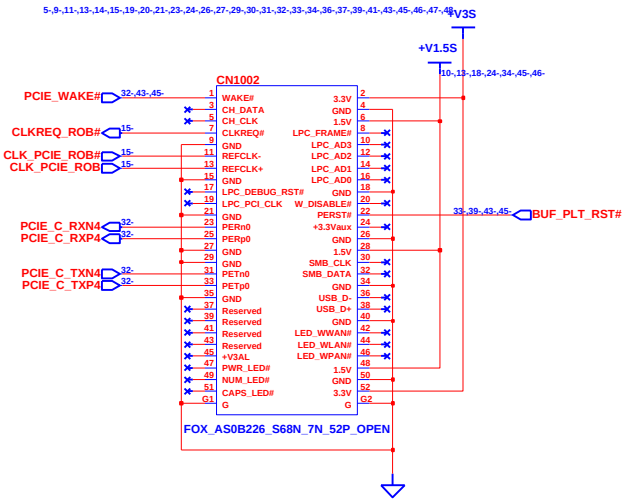

MINICARD CNTR (Robson Technology)

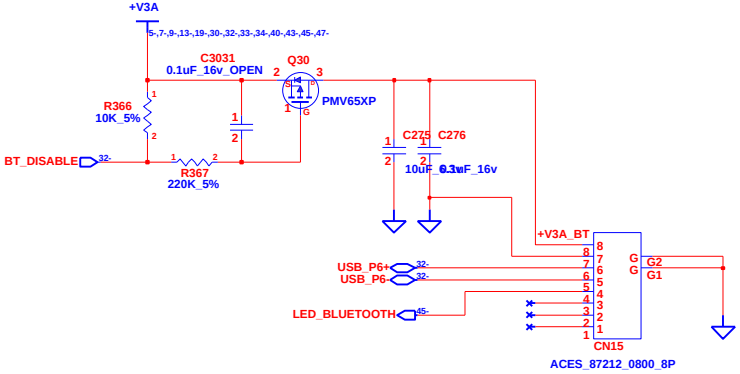

BLUETOOTH CNTR

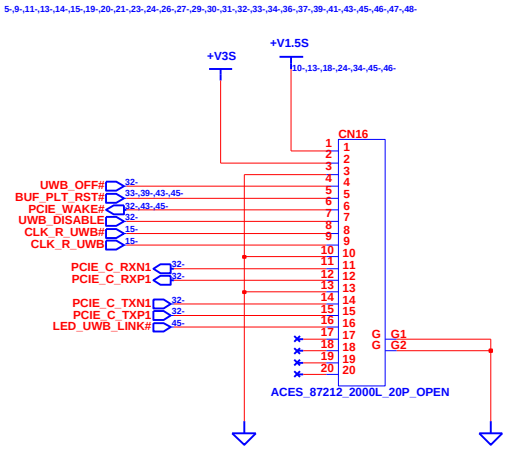

UWB CNTR

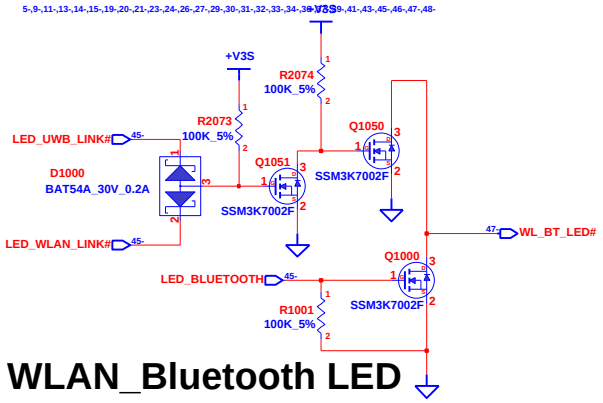

WLAN_Bluetooth LED

INVENTEC			
TITLE	Zygo/Zodiac MINICARD&BT CONN/UWB		
SIZE A3	CODE CS	DOC. NUMBER 1310A21610-0-MTRA01	REV
CHANGE by Ray	30-May-2008	SHEET 45 OF 50	

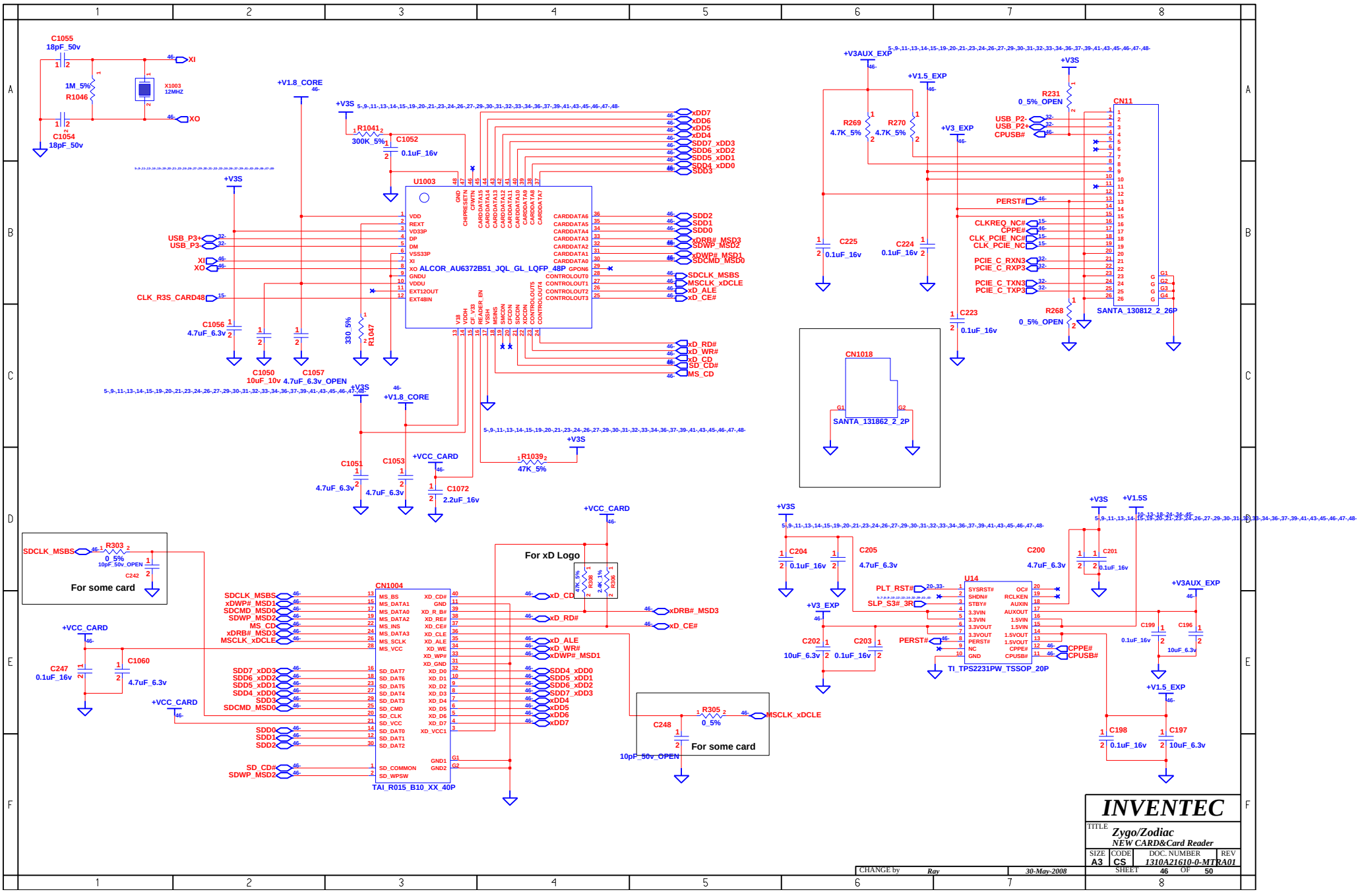
C1055 18pF_50v
1M_5%
R1046
X1003 12MHZ
C1054 18pF_50v
XI
XO
+V1.8_CORE
+V3S
R1041 300K_5%
C1052 0.1uF_16v
U1003
ALCOR_AU6372B51_JQL_GL_LQFP_48P
USB_P3+
USB_P3-
CLK_R3S_CARD48
C1056 4.7uF_6.3v
C1050 10uF_10v
C1057 4.7uF_6.3v_OPEN
R1047 330_5%
C1051 4.7uF_6.3v
C1053 4.7uF_6.3v
+VCC_CARD
C1072 2.2uF_16v
R1039 47K_5%
xDD7
xDD6
xDD5
xDD4
SDD7_xDD3
SDD6_xDD2
SDD5_xDD1
SDD4_xDD0
SDD3
SDD2
SDD1
SDD0
xDRB#_MSD3
SDWP_MSD2
xDWP#_MSD1
SDCMD_MSD0
SDCLK_MSBS
MSCLK_xDCLE
xD_ALE
xD_CE#
xD_RD#
xD_WR#
xD_CD
SD_CD#
MS_CD
+V3AUX_EXP
+V1.5_EXP
+V3_EXP
R269 4.7K_5%
R270 4.7K_5%
C225 0.1uF_16v
C224 0.1uF_16v
C223 0.1uF_16v
R231 0_5%_OPEN
R268 0_5%_OPEN
CN11
SANTA_130812_2_26P
USB_P2-
USB_P2+
CPUSB#
PERST#
CLKREQ_NC#
CPPE#
CLK_PCIE_NC#
PCIE_C_RXN3
PCIE_C_RXP3
PCIE_C_TXN3
PCIE_C_TXP3
CN1018
SANTA_131862_2_2P
SDCLK_MSBS
R303 0_5% 10pF_50v_OPEN
C242
For some card
CN1004
TAI_R015_B10_XX_40P
C247 0.1uF_16v
C1060 4.7uF_6.3v
For xD Logo
47K_5%
R308
2.4K_1%
R306
C248
R305 0_5%
10pF_50v_OPEN
For some card
+V1.5S
C204 0.1uF_16v
C205 4.7uF_6.3v
C200 4.7uF_6.3v
C201 0.1uF_16v
PLT_RST#
SLP_S3#_3R
U14
TI_TPS2231PW_TSSOP_20P
C202 10uF_6.3v
C203 0.1uF_16v
C199 0.1uF_16v
C196 10uF_6.3v
C198 0.1uF_16v
C197 10uF_6.3v
INVENTEC
TITLE
Zygo/Zodiac
NEW CARD&Card Reader
SIZE A3
CODE CS
DOC. NUMBER 1310A21610-0-MTRA01
REV
SHEET 46 OF 50
CHANGE by Ray
30-May-2008

CAP LED

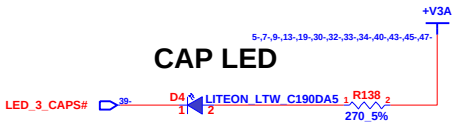

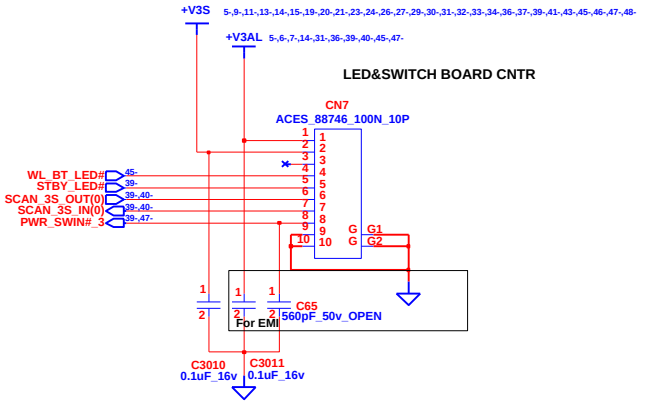

BATTERY-CHARGE LED

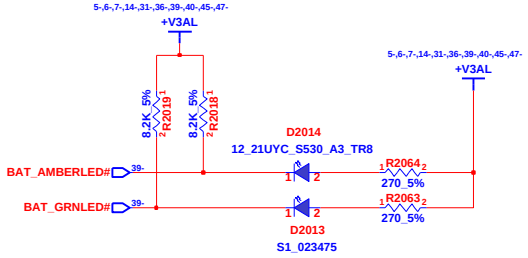

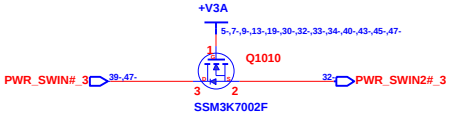

LID SWITCH

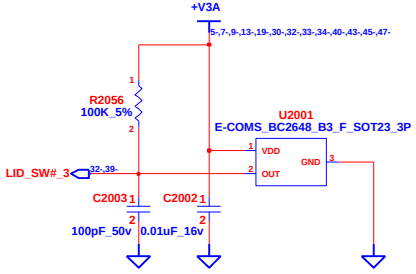

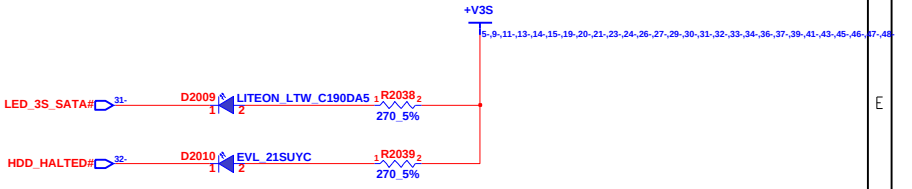

CHANGE by	*Ray*	*30-May-2008*	

INVENTEC

TITLE: ***Zygo/Zodiac***
LED&BUTTON

SIZE	CODE	DOC. NUMBER	REV
A3	CS	*1310A21610-0-MTRA01*	

SHEET 47 OF 50

S1 SCREW2.8_8_9_1P
S8 SCREW2.8_8_9_1P
S2 SCREW2.8_8_9_1P
S9 SCREW2.8_8_1P
S3 SCREW2.8_6_7_1.6UM_1P
S10 SCREW2.8_6_7_1.6UM_1P
S4 SCREW2.8_8_10_1P
S5 SCREW2.8_8_9_1P
S12 SCREW2.8_8_10_1P
S6 SCREW2.8_8_9_1P
S7 SCREW2.5_4_1P

MAIN BOARD

S14 SCREW3.2_4.2_1P
S16 SCREW3.2_4.2_1P
S15 SCREW3.2_4.2_1P
S17 SCREW3.2_4.2_1P

CPU

S18 SCREW3.7_4_6_1P
S19 SCREW3.7_4_6_1P
S33 SCREW2.1_3_5_1P
S34 SCREW2.1_3_5_1P

MINI CARD

S20 SCREW2.1_2.2_5_1P
S21 SCREW2.1_2.2_5_1P

MDC

FIX1 FIX_MASK
FIX2 FIX_MASK
FIX3 FIX_MASK
FIX4 FIX_MASK
FIX5 FIX_MASK
FIX6 FIX_MASK
FIX7 FIX_MASK
FIX8 FIX_MASK

PAD2007
SMDPAD_1P_98X157

FOR EMI

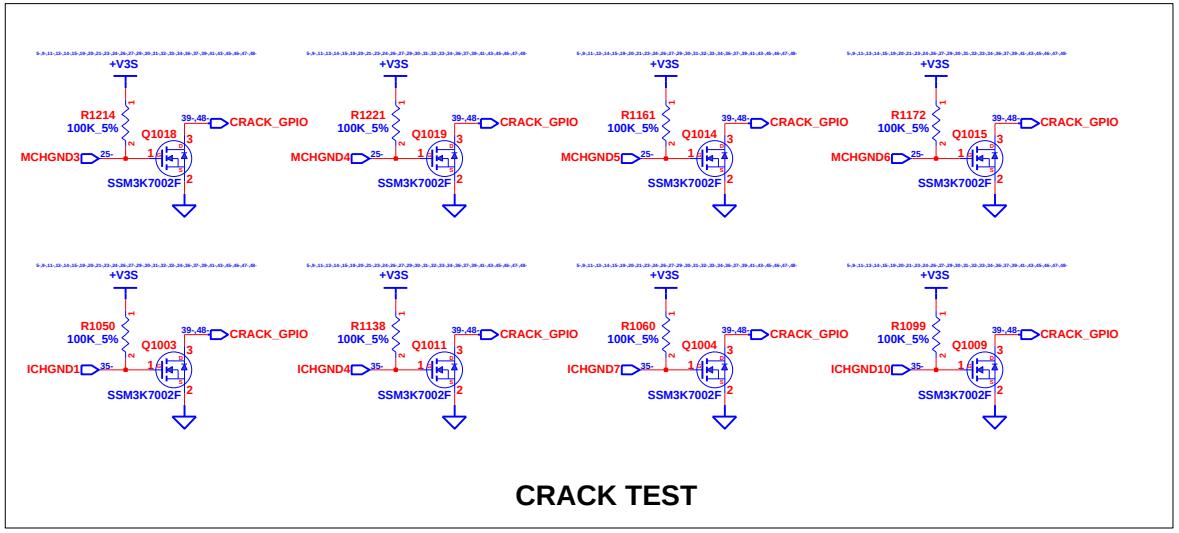

CRACK TEST

INVENTEC					
TITLE	Zygo/Zodiac SCREW HOLE				
SIZE A3	CODE CS	DOC. NUMBER 1310A21610-0-MTRA01			REV
CHANGE by Ray	30-May-2008	SHEET 48 OF 50			

POWER BUTTON

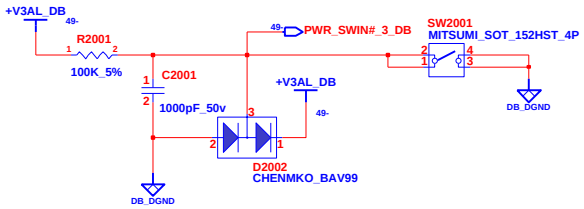

WIRELESS BUTTON

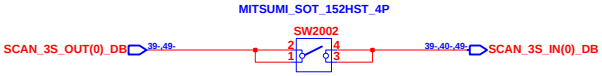

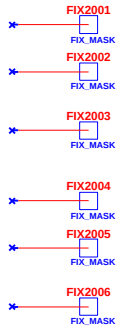

POWER / STANDBY LED

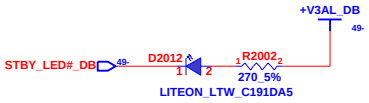

WLAN LED

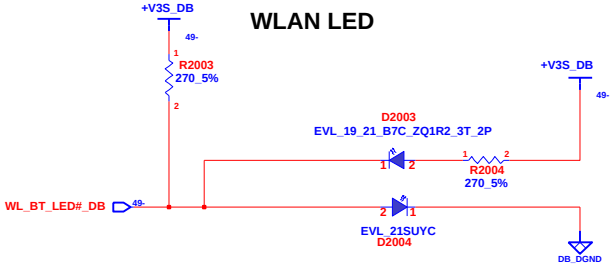

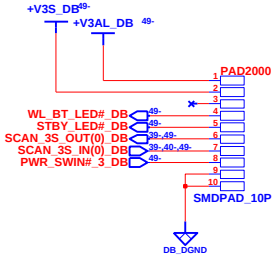

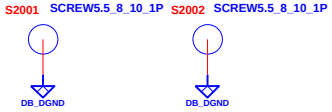

LED&SWITCH BOARD

CHANGE by	*Ray*	*30-May-2008*			

INVENTEC

TITLE: *Zygo/Zodiac*
SWITCH Board

SIZE	CODE	DOC. NUMBER	REV
A3	CS	*1310A21610-0-MTRA01*	

SHEET 49 OF 50

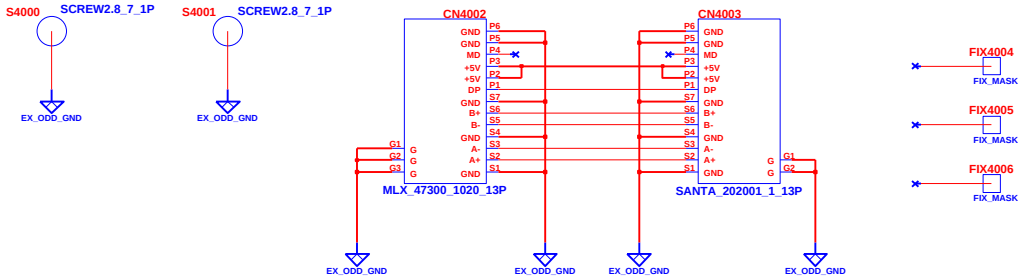

15" ODD Extend Board

CHANGE by	*Ray*	*30-May-2008*	

INVENTEC

TITLE *Zygo/Zodiac*
15"ODD Extend Board

SIZE	CODE	DOC. NUMBER	REV
A3	CS	*1310A21610-0-MTRA01*	

SHEET 50 OF 50