CR-1

1. ALL RESISTANCE VALUES ARE IN OHMS, 0.1 WATT +/- 5%.
2. ALL CAPACITANCE VALUES ARE IN MICROFARADS.
3. ALL CRYSTALS & OSCILLATOR VALUES ARE IN HERTZ.

REV	ZONE	ECN	DESCRIPTION OF CHANGE	CK APPD / DATE	ENG APPD / DATE
		?		?	?

Page	Circuits	ENG	Block
1	Table of Contents	KG	
2	Block Diagram	KG	
3	Microprocessor	KG	Processor
4	L3 CACHE & BYPASS	KG	
5	PANGEA PROCESSOR IF	KG	
6	PANGEA SDRAM IF & SDRAM DIMMS	KG	Sys Memory
7	SYSTEM CLOCKS, TERMS, CKE LATCH	KG	Clocks
8	PANGEA AGP INTERFACE, SYSTEM ROM	KG,LL	AGP, Graphics & ROM
9	VIDEO ASIC SEC 1 (AGP & VIDEO OUT)	LL	
10	VIDEO ASIC SEC 2 (FRAME BUFFER IF)	LL	
11	GRAPHICS SDRAMS	LL	
12	VIDEO ASIC SEC 3 (UNUSED CRUD!)	LL	
13	PANGEA ETHERNET, FIREWIRE, PWR/GNDS	RM	Enet, FW
14	PANGEA BYPASS	KG	
15	Ethernet PHY	RM	
16	Firewire PHY, Termination	LL	
17	PANGEA ATA, & PCMCIA BUSSES	RM	HD,Cdbus Modem,USB
18	PANGEA SER/AUD/USB, BOOTSTRAP PINS	RM	
19	USB CONN & PWR	RM	
20	MLB Pull-ups	ALL	PUs
21	L3 VOLTAGE REGULATORS, BOOTBANGER	KK	Power
22	Voltage Regulators	KK	
23	Power Manager Unit	KK	
24	ESP, LA CONNECTORS, AND CPU BYPASS	KG	CONNECTORS
25	Internal & External Video Conns	LL	
26	HD/CD/MODEM/PCMCIA/KITCHENSINK CONN'S	RM	
27	DC/DC CONVERTER (5V AND 3.3V)	KK	POWER STUFF
28	MORE POWER SUPPLY STUFF	KK	
29	TUMBLER AUDIO, CONTROL & D/A	LH	Audio
30	TUMBLER AUDIO, HEADPHONE DRIVER	LH	
31	TUMBLER AUDIO, INTERNAL MIC AND CALL PROGRESS	LH	
32	TUMBLER AUDIO, POWER AMPLIFIER	LH	
33	HOLES AND SLOTS, AND EMC TABLES	KG	
34-40	CONSTRAINT TABLES	ALL	
41-44	Part Tables	RM	

PVT

OCT 13, 2001

POWER RAIL DEFINITIONS

	RUN	SLEEP	SHUTDOWN
+5V	ON	ON	OFF
+5VSD	ON	OFF	OFF
+12V_MAIN	ON	ON	ON
+12VSD	ON	OFF	OFF
+3.3V	ON	ON	OFF

DIMENSIONS ARE IN MILLIMETERS
XX ±
X.XX ±
X.XXX ±
ANGLES ±
DO NOT SCALE DRAWING

THIRD ANGLE PROJECTION

METRIC

DRAFTER / DESIGN CK / ENG APPD / MFG APPD / QA APPD / DESIGNER / RELEASE / SCALE NONE

MATERIAL/FINISH NOTED AS APPLICABLE

SIZE D

Apple Computer Inc.

NOTICE OF PROPRIETARY PROPERTY

THE INFORMATION CONTAINED HEREIN IS THE PROPRIETARY PROPERTY OF APPLE COMPUTER, INC. THE POSSESSOR AGREES TO THE FOLLOWING

I TO MAINTAIN THE DOCUMENT IN CONFIDENCE
II NOT TO REPRODUCE OR COPY IT
III NOT TO REVEAL OR PUBLISH IN WHOLE OR PART

TITLE
SCHEM,PCBA,"Clior"

DRAWING NUMBER 051-6101 REV. 12

SHT 1 OF 44

CORE SCHEMATIC PAGES

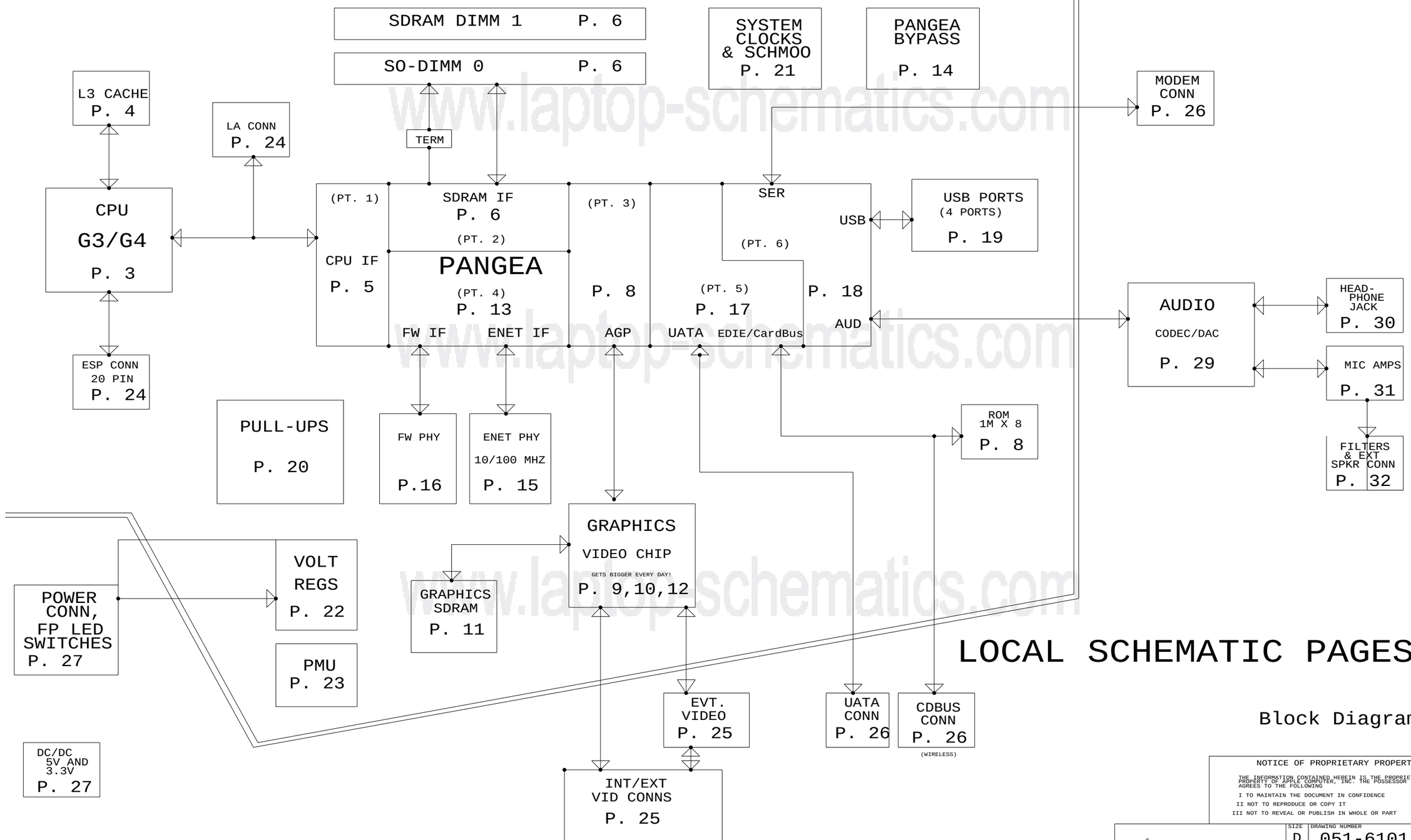

LOCAL SCHEMATIC PAGES

Block Diagram

NOTICE OF PROPRIETARY PROPERTY

THE INFORMATION CONTAINED HEREIN IS THE PROPRIETARY PROPERTY OF APPLE COMPUTER, INC. THE POSSESSOR AGREES TO THE FOLLOWING

I TO MAINTAIN THE DOCUMENT IN CONFIDENCE
II NOT TO REPRODUCE OR COPY IT
III NOT TO REVEAL OR PUBLISH IN WHOLE OR PART

APPLE COMPUTER INC.

SIZE	DRAWING NUMBER	REV.
D	051-6101	12
SCALE NONE	SHT 2 OF 44	

www.laptop-schematics.com

PRIORITY NETS ARE TS*, QREQ*, ARTRY*, BR*

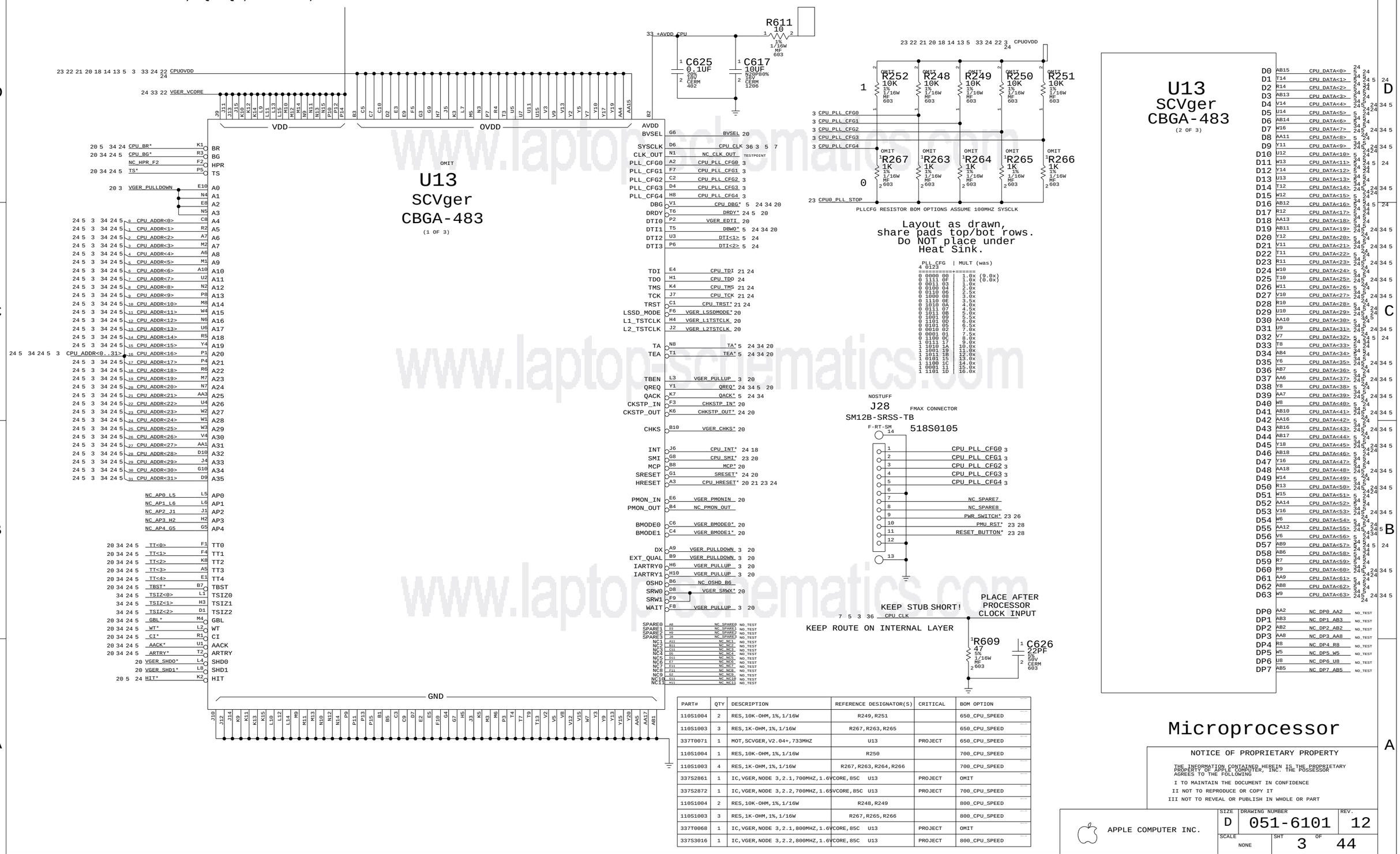

PART#	QTY	DESCRIPTION	REFERENCE DESIGNATOR(S)	CRITICAL	BOM OPTION
110S1004	2	RES,10K-OHM,1%,1/16W	R249,R251		650_CPU_SPEED
110S1003	3	RES,1K-OHM,1%,1/16W	R267,R263,R265		650_CPU_SPEED
337T0071	1	MOT,SCVGER,V2.04+,733MHZ	U13	PROJECT	650_CPU_SPEED
110S1004	1	RES,10K-OHM,1%,1/16W	R250		700_CPU_SPEED
110S1003	4	RES,1K-OHM,1%,1/16W	R267,R263,R264,R266		700_CPU_SPEED
337S2861	1	IC,VGER,NODE 3,2.1,700MHZ,1.6VCORE,85C	U13	PROJECT	OMIT
337S2872	1	IC,VGER,NODE 3,2.2,700MHZ,1.65VCORE,85C	U13	PROJECT	700_CPU_SPEED
110S1004	2	RES,10K-OHM,1%,1/16W	R248,R249		800_CPU_SPEED
110S1003	3	RES,1K-OHM,1%,1/16W	R267,R265,R266		800_CPU_SPEED
337T0068	1	IC,VGER,NODE 3,2.1,800MHZ,1.6VCORE,85C	U13	PROJECT	OMIT
337S3016	1	IC,VGER,NODE 3,2.2,800MHZ,1.6VCORE,85C	U13	PROJECT	800_CPU_SPEED

Microprocessor

NOTICE OF PROPRIETARY PROPERTY

THE INFORMATION CONTAINED HEREIN IS THE PROPRIETARY PROPERTY OF APPLE COMPUTER, INC. THE POSSESSOR AGREES TO THE FOLLOWING

I TO MAINTAIN THE DOCUMENT IN CONFIDENCE
II NOT TO REPRODUCE OR COPY IT
III NOT TO REVEAL OR PUBLISH IN WHOLE OR PART

APPLE COMPUTER INC.

SIZE	DRAWING NUMBER	REV.
D	051-6101	12
SCALE NONE	SHT 3 OF 44	



PART#	QTY	DESCRIPTION	REFERENCE DESIGNATOR(S)	BOM OPTION
333S0009	2	SRAM,DDR,256KX36,250MHZ,153PIN	U14,U30	L3_CACHE

NOTICE OF PROPRIETARY PROPERTY

THE INFORMATION CONTAINED HEREIN IS THE PROPRIETARY PROPERTY OF APPLE COMPUTER, INC. THE POSSESSOR AGREES TO THE FOLLOWING

I TO MAINTAIN THE DOCUMENT IN CONFIDENCE

II NOT TO REPRODUCE OR COPY IT

III NOT TO REVEAL OR PUBLISH IN WHOLE OR PART

APPLE COMPUTER INC.

SIZE	DRAWING NUMBER	REV.
D	051-6101	12

SCALE NONE | SHT 4 OF 44

www.laptop-schematics.com

CR-5

PART#	QTY	DESCRIPTION	REFERENCE DESIGNATOR(S)	CRITICAL	BOM OPTION
343S0555	1	PANGEA	U6	PROJECT	OMIT
343S0194	1	PANGEA, 688 BALL PANGEA	U6	PROJECT	

PART NUMBER	ALTERNATE FOR PART NUMBER	BOM OPTION	REF DES	COMMENTS:
343S0557	343S0194		U6	700 BALL PANGEA

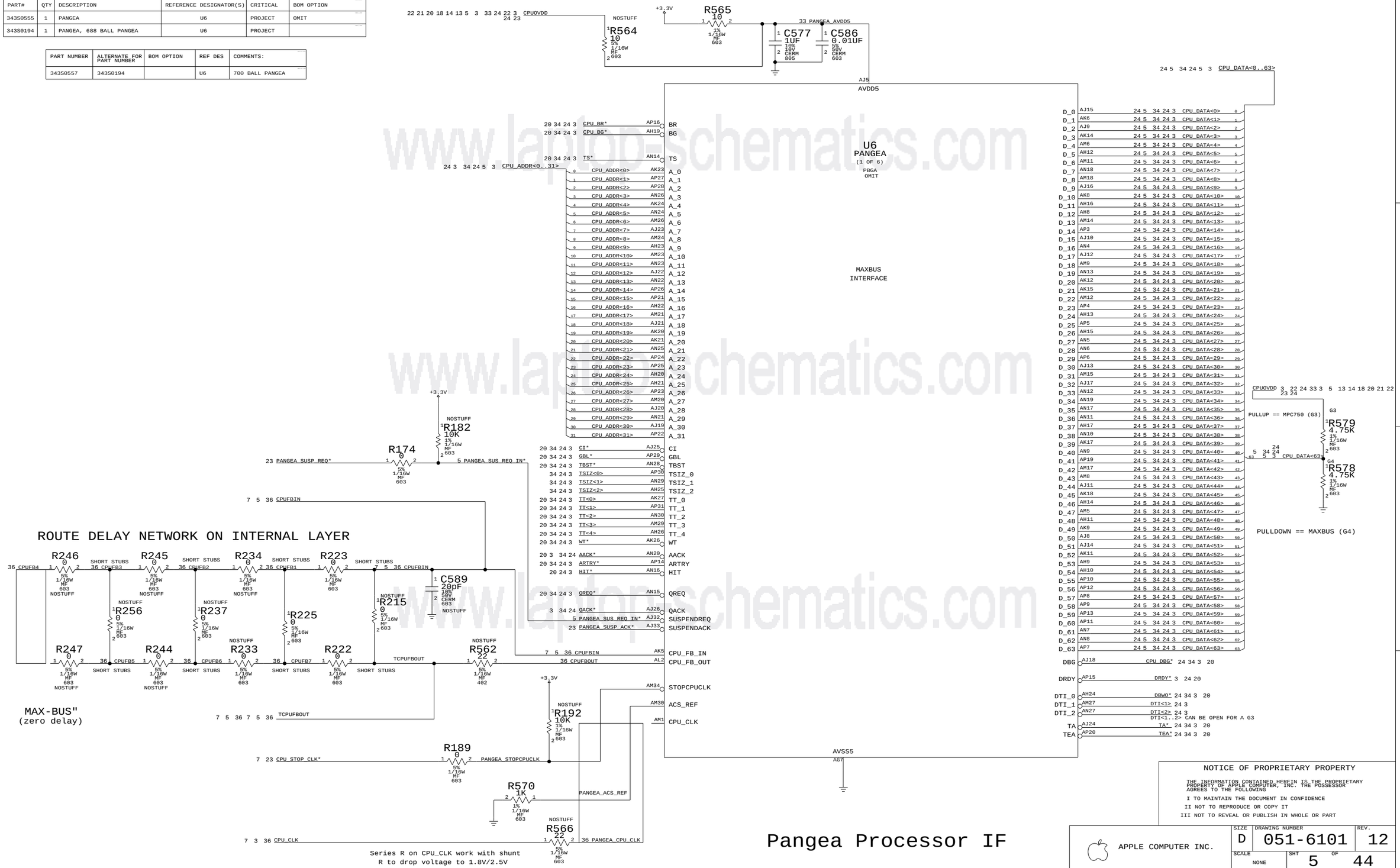

NOTICE OF PROPRIETARY PROPERTY

THE INFORMATION CONTAINED HEREIN IS THE PROPRIETARY PROPERTY OF APPLE COMPUTER, INC. THE POSSESSOR AGREES TO THE FOLLOWING

I TO MAINTAIN THE DOCUMENT IN CONFIDENCE

II NOT TO REPRODUCE OR COPY IT

III NOT TO REVEAL OR PUBLISH IN WHOLE OR PART

Pangea Processor IF

APPLE COMPUTER INC.

SIZE	DRAWING NUMBER	REV.
D	051-6101	12
SCALE NONE	SHT 5 OF 44	

www.laptop-schematics.com

PART#	QTY	DESCRIPTION	REFERENCE DESIGNATOR(S)	CRITICAL	BOM OPTION
516S1006	1	CON,SKT,SODIMM,SDRAM,3.3V,144P,BLK	J21	PROJECT	

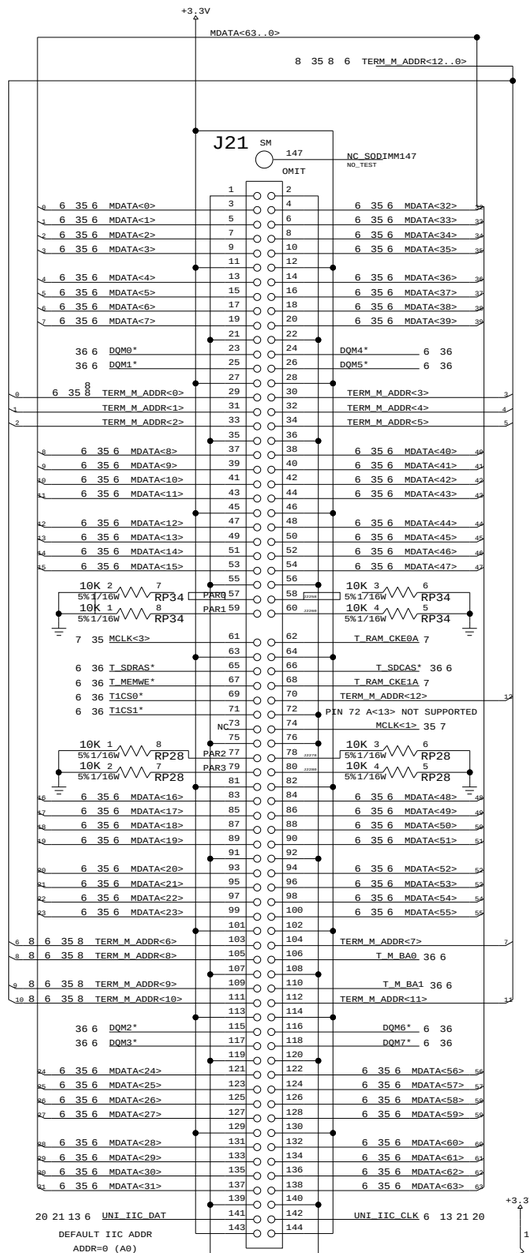

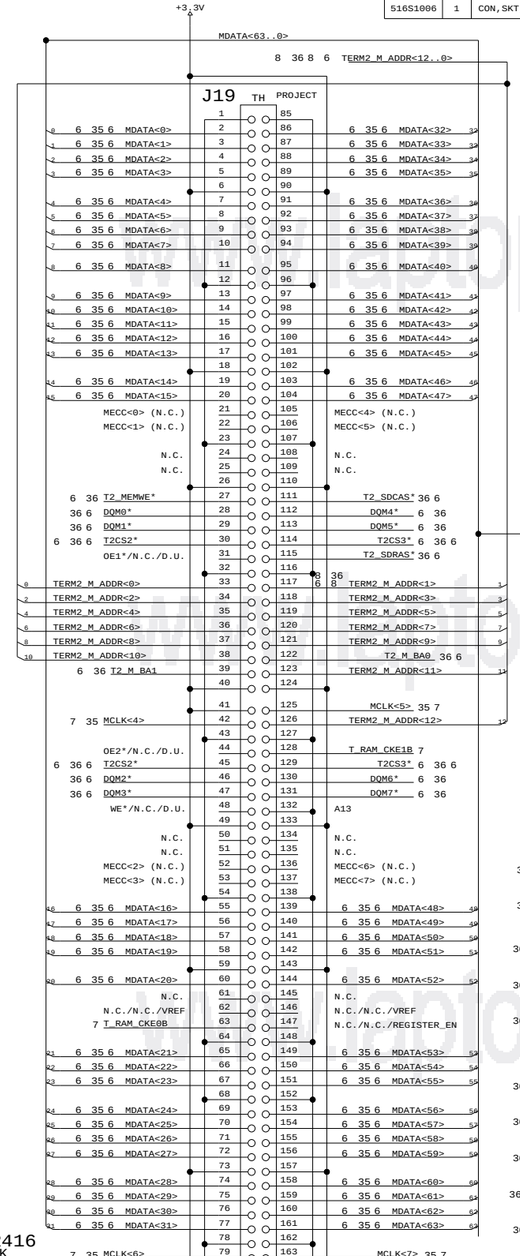

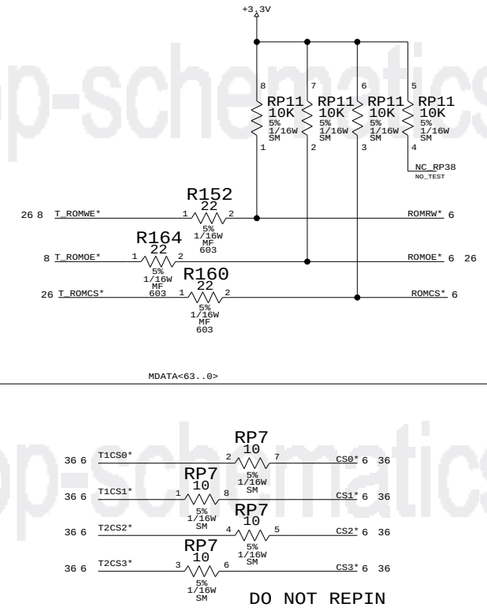

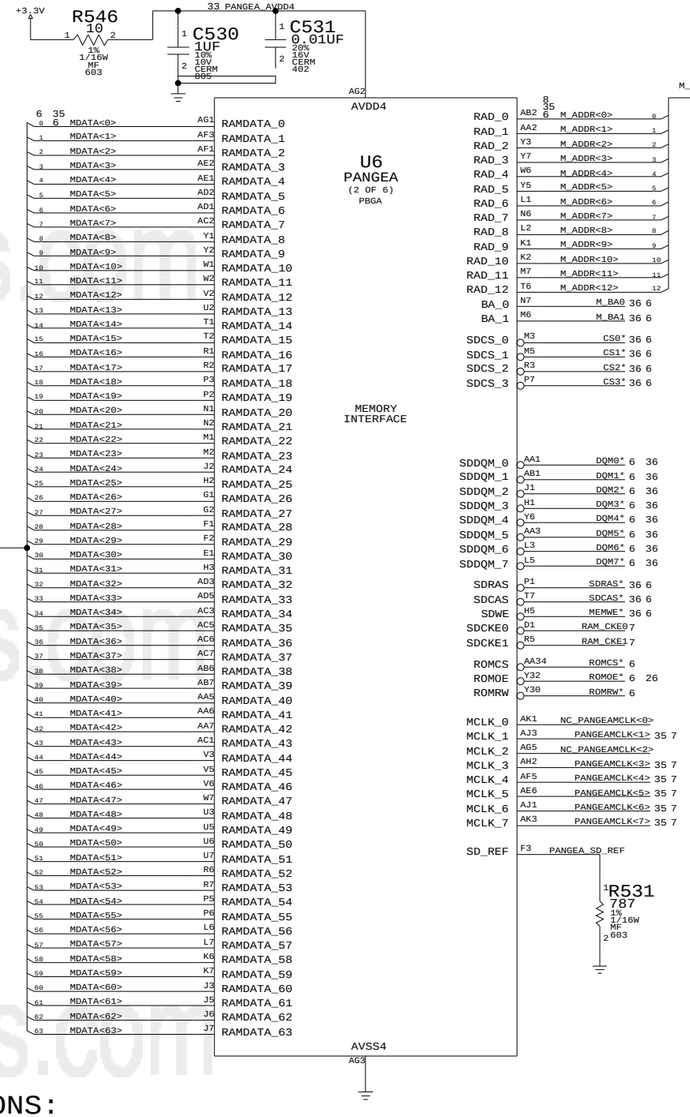

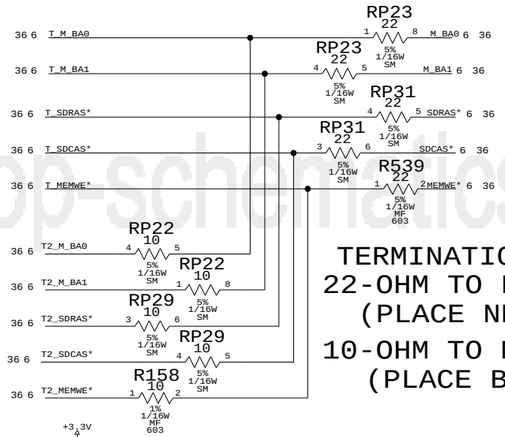

TERMINATIONS:
22-OHM TO FIRST DIMM
(PLACE NEAR FIRST DIMM)
10-OHM TO NEXT DIMM
(PLACE BETWEEN DIMMS)

CS0-3 ARE CRITICAL TIMING NETS
MAKE AS SHORT AS POSSIBLE
SPLIT NETS AT BGA, 10-OHM
SERIES TERM.

Pangea SDRAM IF & SDRAM DIMMs

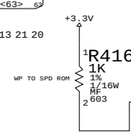

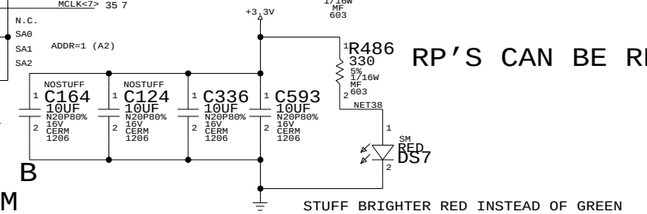

RP'S CAN BE RE-PINNED WITHIN GROUP

STUFF BRIGHTER RED INSTEAD OF GREEN

516S1006

SO-DIMM A
FIRST DIMM

TERMINATIONS:
22-OHM TO FIRST DIMM
10-OHM TO NEXT DIMM

517-0782

PC100 DIMM B
SECOND DIMM

NOTICE OF PROPRIETARY PROPERTY
THE INFORMATION CONTAINED HEREIN IS THE PROPRIETARY PROPERTY OF APPLE COMPUTER, INC. THE POSSESSOR AGREES TO THE FOLLOWING
I TO MAINTAIN THE DOCUMENT IN CONFIDENCE
II NOT TO REPRODUCE OR COPY IT
III NOT TO REVEAL OR PUBLISH IN WHOLE OR PART

APPLE COMPUTER INC.

SIZE	DRAWING NUMBER	REV.
D	051-6101	12
SCALE NONE	SHT 6 OF 44	

www.laptop-schematics.com

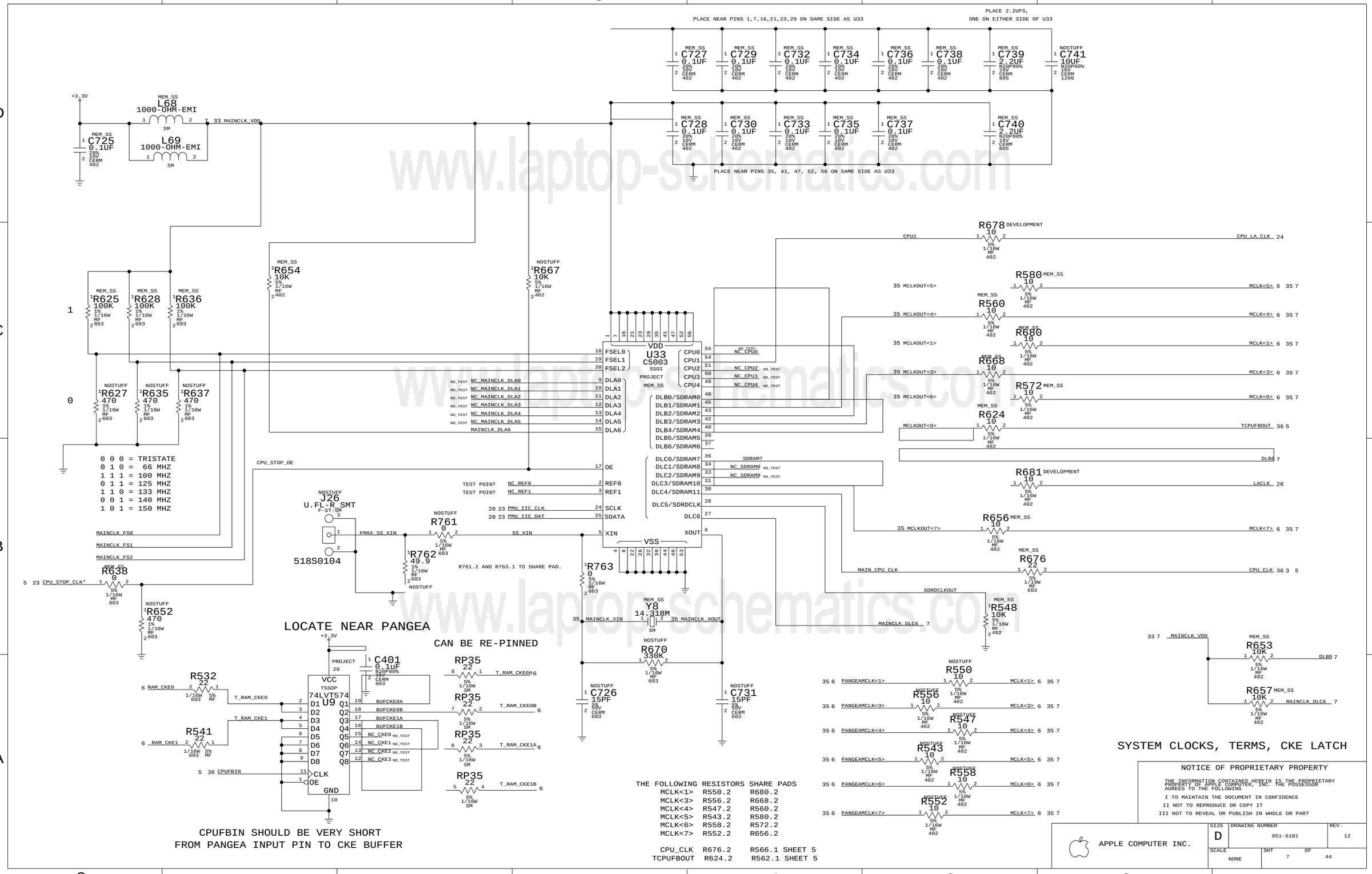

www.laptop-schematics.com

PART#	QTY	DESCRIPTION	REFERENCE DESIGNATOR(S)	CRITICAL	BOM OPTION
335S0350	1	BOOT ROM, BLANK	U7	PROJECT	OMIT
341S1125	1	BOOT ROM, P11-4.2.1A10	U7	PROJECT	OMIT
341S1144	1	BOOT ROM, P11-4.2.5A2	U7	PROJECT	

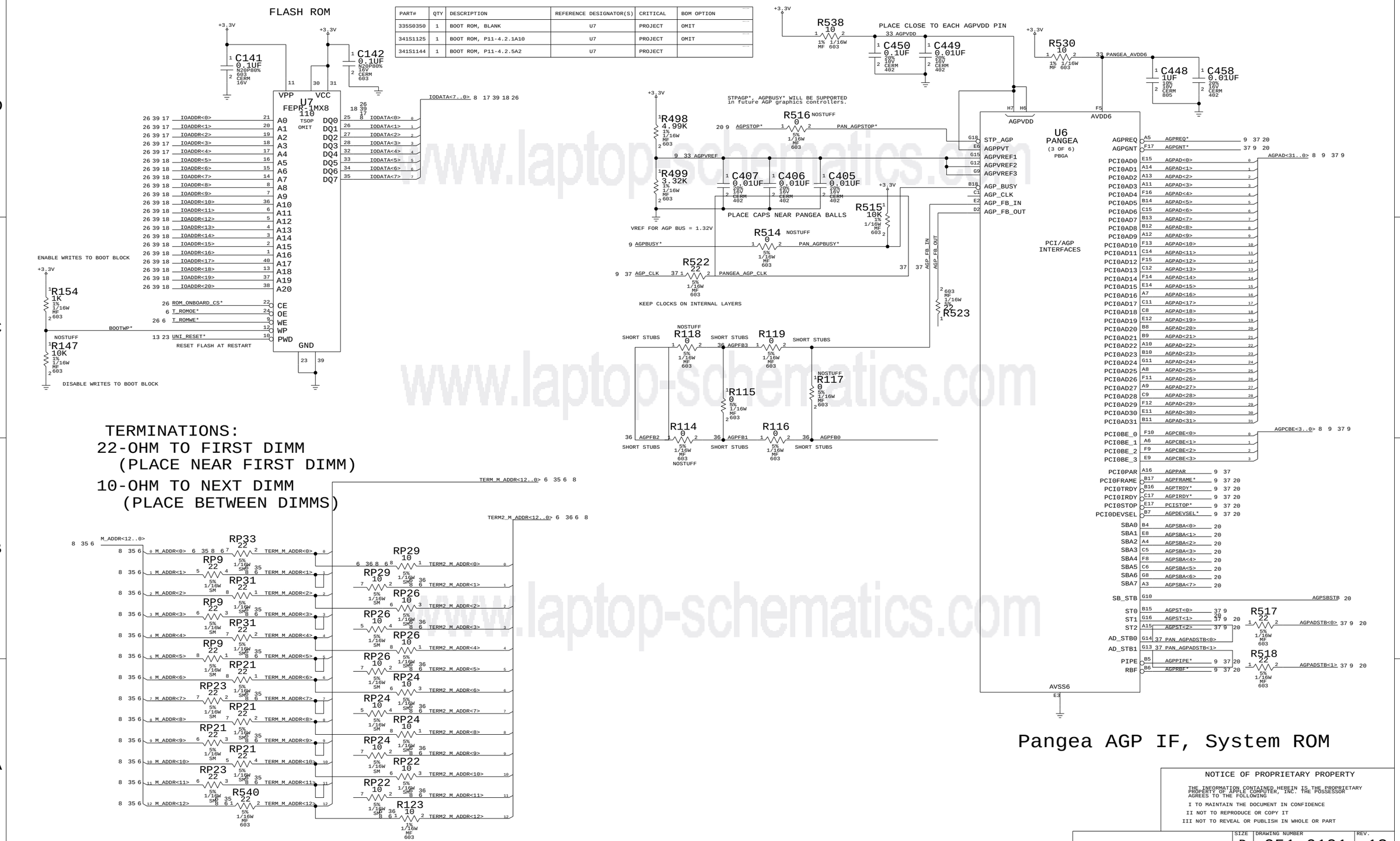

TERMINATIONS:
22-OHM TO FIRST DIMM
(PLACE NEAR FIRST DIMM)
10-OHM TO NEXT DIMM
(PLACE BETWEEN DIMMS)

Pangea AGP IF, System ROM

www.laptop-schematics.com

NOTICE OF PROPRIETARY PROPERTY
THE INFORMATION CONTAINED HEREIN IS THE PROPRIETARY PROPERTY OF APPLE COMPUTER, INC. THE POSSESSOR AGREES TO THE FOLLOWING
I TO MAINTAIN THE DOCUMENT IN CONFIDENCE
II NOT TO REPRODUCE OR COPY IT
III NOT TO REVEAL OR PUBLISH IN WHOLE OR PART

APPLE COMPUTER INC.

SIZE	DRAWING NUMBER	REV.
D	051-6101	12
SCALE NONE	SHT 8 OF 44	

GRAPHICS CONTROLLER - AGP AND VIDEO INTERFACES

PART#	QTY	DESCRIPTION	REFERENCE DESIGNATOR(S)	CRITICAL	BOM OPTION
337S0208	1	IC,MONICA GRAPHICS CTLR (A02)	U22	PROJECT	OMIT
338S0010	1	IC,MONICA GRAPHICS CTLR (B01)	U22	PROJECT	OMIT
338S0021	1	IC,MONICA GRAPHICS CTLR (B02)	U22	PROJECT	OMIT
338S0021	1	IC,MONICA GRAPHICS CTLR (B03)	U22	PROJECT	

The resistor to the left may be used instead of the regulator if there is a problem with resetting the TMDS xmtr in Monica.

Match lengths and route on internal layers: Nets INT_TMDS_XXX

<---- GPIODx initial conditions

ROUTE THE RGB LINES AS 75 OHM TRACES.

R404 AND R386 MUST be placed close to each other and pin AK7 of Monica.

All of the components to the right must be placed very close to the respective pins on the chip!

GRAPHICS CORE BYPASS (VDD)

NOTICE OF PROPRIETARY PROPERTY

THE INFORMATION CONTAINED HEREIN IS THE PROPRIETARY PROPERTY OF APPLE COMPUTER, INC. THE POSSESSOR AGREES TO THE FOLLOWING

I TO MAINTAIN THE DOCUMENT IN CONFIDENCE

II NOT TO REPRODUCE OR COPY IT

III NOT TO REVEAL OR PUBLISH IN WHOLE OR PART

APPLE COMPUTER INC.

SIZE	DRAWING NUMBER	REV.
D	051-6101	12
SCALE NONE	SHT 9 OF 44	

GRAPHICS CONTROLLER - MEMORY INTERFACE

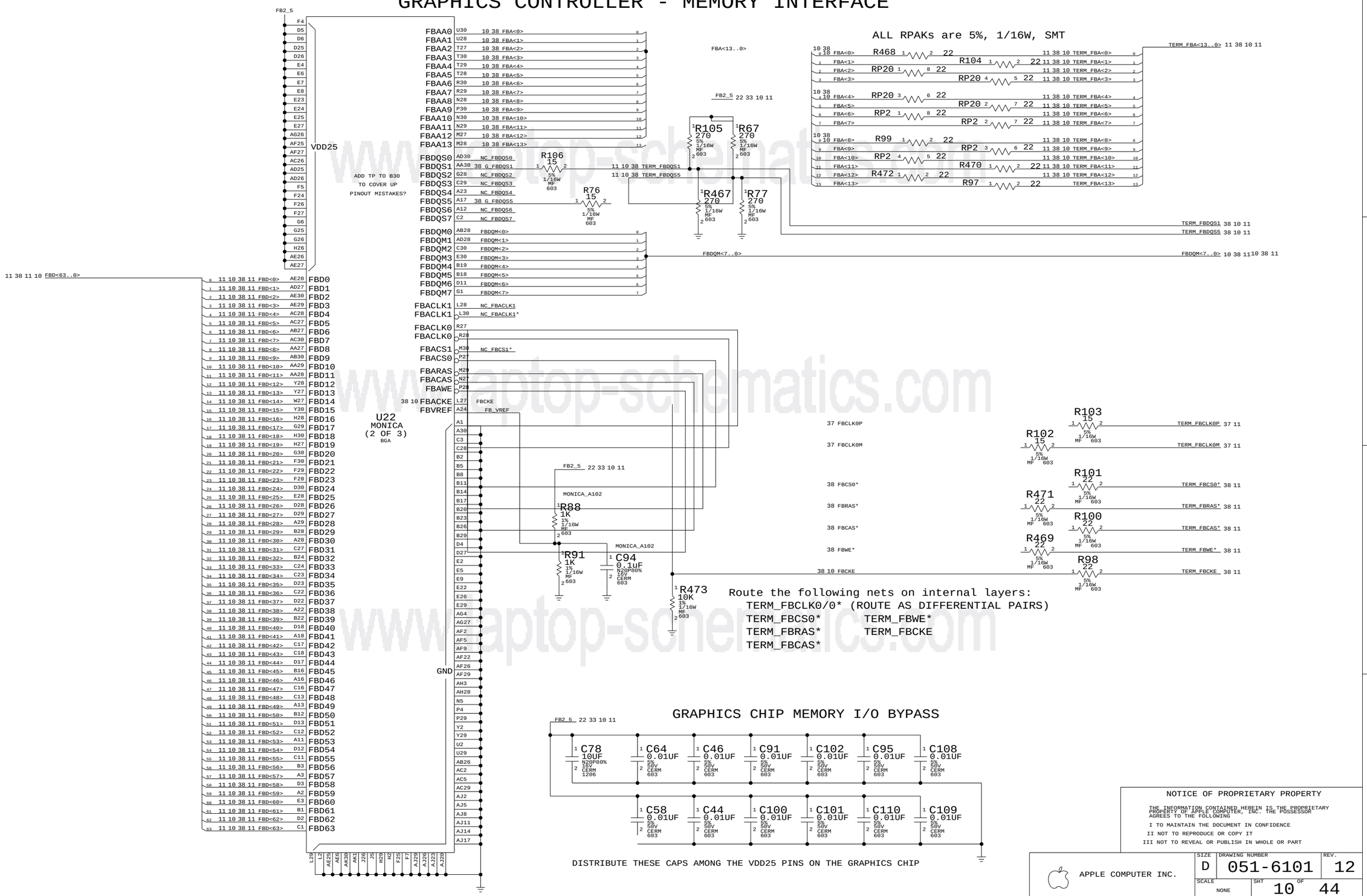

NOTICE OF PROPRIETARY PROPERTY

THE INFORMATION CONTAINED HEREIN IS THE PROPRIETARY PROPERTY OF APPLE COMPUTER, INC. THE POSSESSOR AGREES TO THE FOLLOWING

I TO MAINTAIN THE DOCUMENT IN CONFIDENCE
II NOT TO REPRODUCE OR COPY IT
III NOT TO REVEAL OR PUBLISH IN WHOLE OR PART

APPLE COMPUTER INC.

SIZE	DRAWING NUMBER	REV.
D	051-6101	12
SCALE NONE	SHT 10 OF 44	

www.laptop-schematics.com

CR-11

GRAPHICS SDRAMS - 16/32 MB

PART NUMBER	ALTERNATE FOR PART NUMBER	BOM OPTION	REF DES	COMMENTS:
333S0055	333S0006	SAMSUNG_SGRAM	U3,U21	2MX32,2.5VCC,183MHZ

PART#	QTY	DESCRIPTION	REFERENCE DESIGNATOR(S)	CRITICAL	BOM OPTION
333S0075	2	IC,SGRAM,DDR,2MX32,125MHZ,100P TQFP, NO DLL	U3,U21	PROJECT	OMIT
333S0076	2	IC,SGRAM,DDR,2MX32,143MHZ,100P TQFP, NO DLL	U3,U21	PROJECT	OMIT
333S0077	2	IC,SGRAM,DDR,2MX32,166MHZ,100P TQFP, NO DLL	U3,U21	PROJECT	OMIT
333S0003	2	IC,SDRAM,2MX32,DLL,143MHZ,100P TQFP (SAM)	U3,U21	PROJECT	OMIT
333S0004	2	IC,SDRAM,2MX32,DLL,166MHZ,100P TQFP (SAM)	U3,U21	PROJECT	OMIT
333S0005	2	IC,SDRAM,2MX32,2.5VCC,143MHZ,100P TQFP (M-H)	U3,U21	PROJECT	OMIT
333S0006	2	IC,SDRAM,2MX32,2.5VCC,166MHZ,100P TQFP (M)	U3,U21	PROJECT	M-H_SGRAM
333S0006	2	IC,SDRAM,2MX32,DLL,166MHZ,100P TQFP (SAM)	U3,U21	PROJECT	SAMSUNG_SGRAM

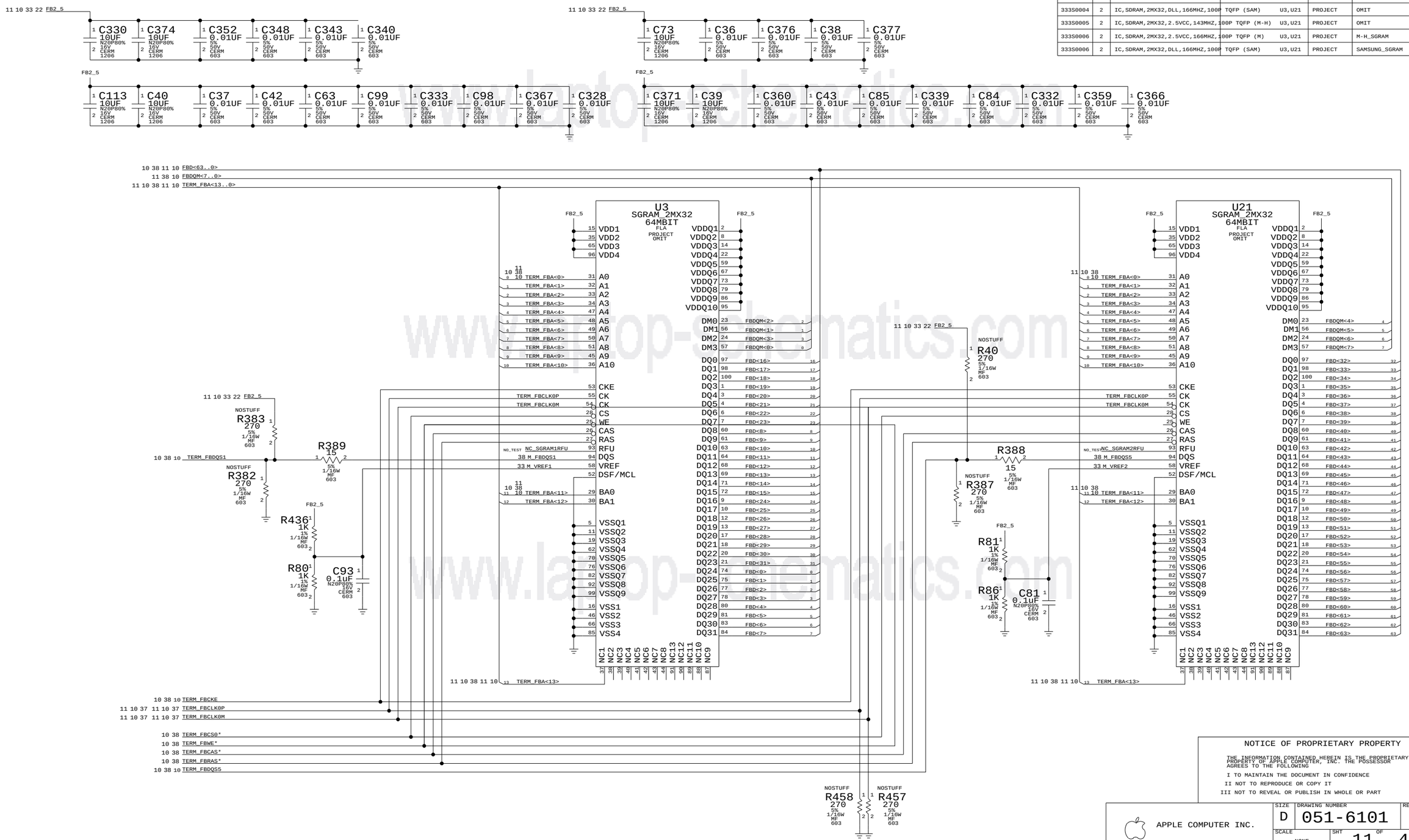

NOTICE OF PROPRIETARY PROPERTY

THE INFORMATION CONTAINED HEREIN IS THE PROPRIETARY PROPERTY OF APPLE COMPUTER, INC. THE POSSESSOR AGREES TO THE FOLLOWING

I TO MAINTAIN THE DOCUMENT IN CONFIDENCE

II NOT TO REPRODUCE OR COPY IT

III NOT TO REVEAL OR PUBLISH IN WHOLE OR PART

APPLE COMPUTER INC.

SIZE	DRAWING NUMBER	REV.
D	051-6101	12
SCALE NONE	SHT 11 OF 44	

www.laptop-schematics.com

CR-12

GRAPHICS CHIP - UPPER 64-BIT DATA BUS & SUPPORT AND CENTER GROUND BALLS

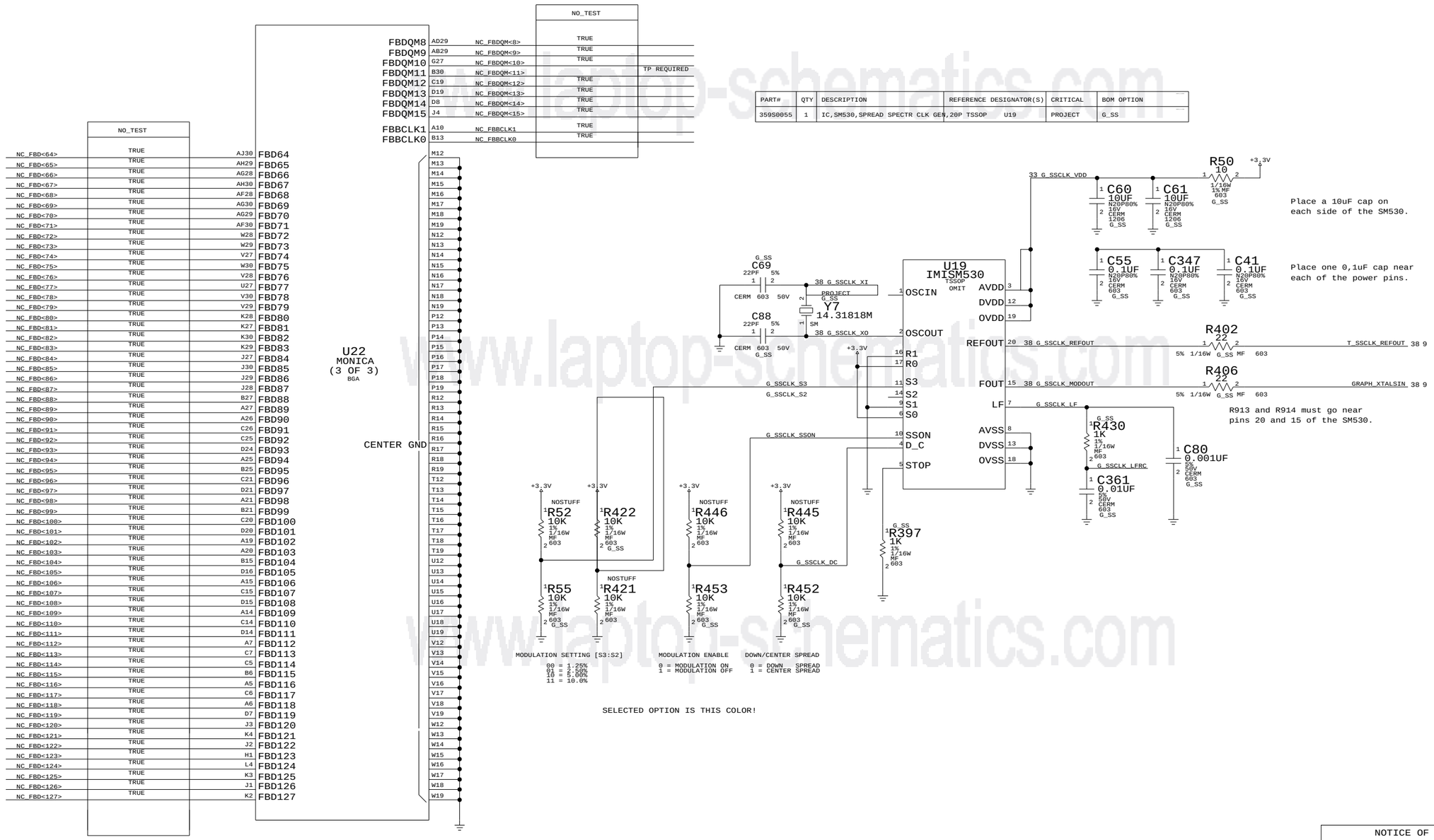

PART#	QTY	DESCRIPTION	REFERENCE DESIGNATOR(S)	CRITICAL	BOM OPTION
359S0055	1	IC,SM530,SPREAD SPECTR CLK GEN,20P TSSOP	U19	PROJECT	G_SS

Place a 10uF cap on each side of the SM530.

Place one 0,1uF cap near each of the power pins.

R913 and R914 must go near pins 20 and 15 of the SM530.

NOTICE OF PROPRIETARY PROPERTY

THE INFORMATION CONTAINED HEREIN IS THE PROPRIETARY PROPERTY OF APPLE COMPUTER, INC. THE POSSESSOR AGREES TO THE FOLLOWING

I TO MAINTAIN THE DOCUMENT IN CONFIDENCE
II NOT TO REPRODUCE OR COPY IT
III NOT TO REVEAL OR PUBLISH IN WHOLE OR PART

APPLE COMPUTER INC.

SIZE	DRAWING NUMBER	REV.
D	051-6101	12

SCALE NONE — SHT 12 OF 44

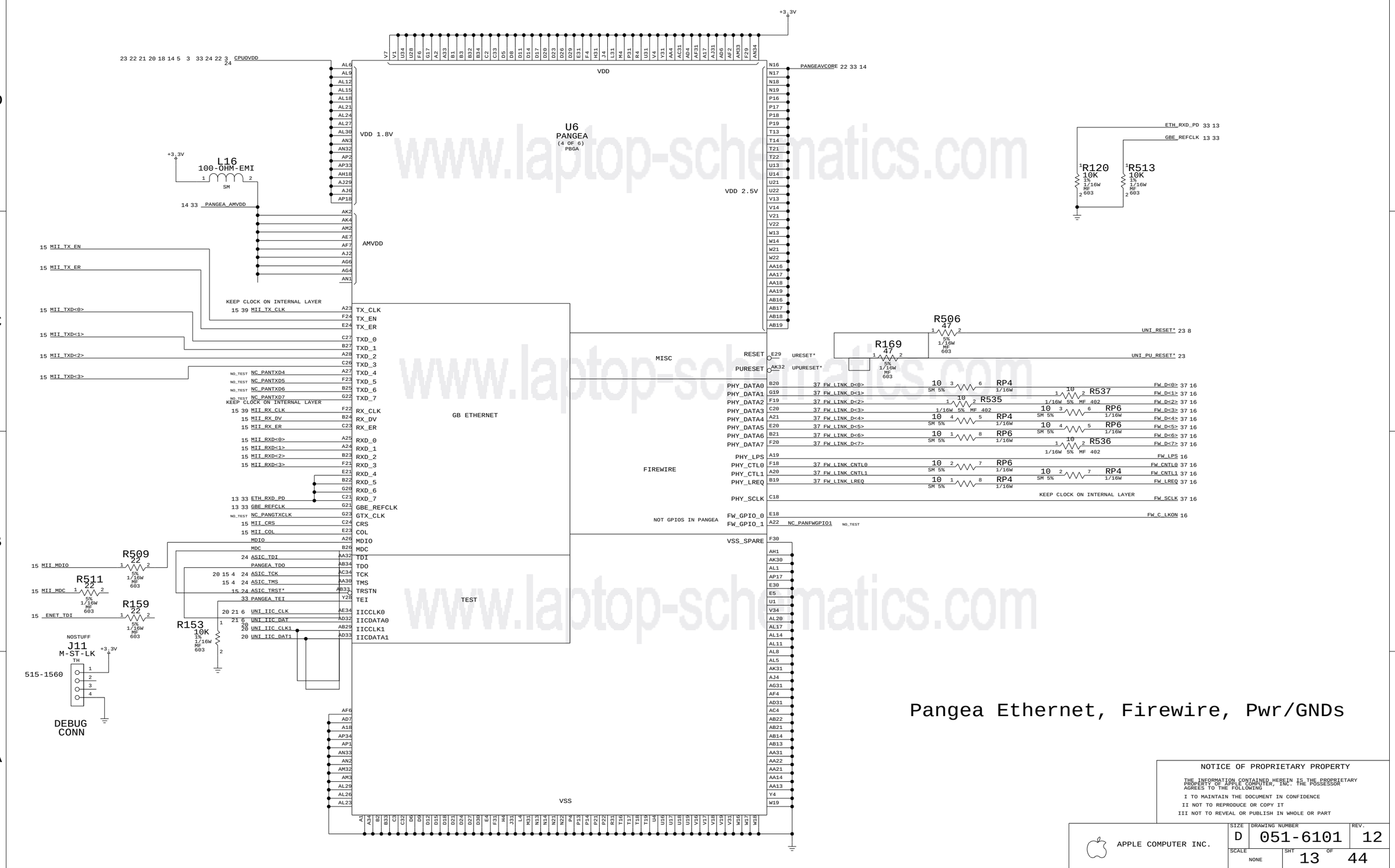

Pangea Ethernet, Firewire, Pwr/GNDs

NOTICE OF PROPRIETARY PROPERTY

THE INFORMATION CONTAINED HEREIN IS THE PROPRIETARY PROPERTY OF APPLE COMPUTER, INC. THE POSSESSOR AGREES TO THE FOLLOWING

I TO MAINTAIN THE DOCUMENT IN CONFIDENCE
II NOT TO REPRODUCE OR COPY IT
III NOT TO REVEAL OR PUBLISH IN WHOLE OR PART

APPLE COMPUTER INC.

SIZE	DRAWING NUMBER	REV.
D	051-6101	12
SCALE NONE	SHT 13 OF 44	

CR-14

PANGEA CORE BYPASS

13 33 22 PANGEAVCORE

C492 0.1UF, C478 0.1UF, C515 0.1UF, C485 0.1UF, C468 0.1UF, C506 0.1UF, C480 0.1UF, C517 0.1UF, C493 0.1UF, C486 0.1UF, C469 0.1UF, C505 0.01UF, C514 0.01UF, C499 0.01UF, C479 0.01UF, C472 0.01UF, C507 0.01UF, C481 0.01UF, C516 0.01UF, C500 0.01UF, C482 0.01UF, C473 0.01UF, C508 0.1UF, C483 0.01UF

C528 4.7UF, C465 4.7UF, C463 4.7UF, C462 4.7UF

C504 2.2UF, C474 2.2UF

PLACE AS NEAR AS CORE CENTER AS POSSIBLE

Pangea Processor I/F Bypass -- two per power/ground pair

18 13 5 3 33 24 22 3 24 23 22 21 20 CPUOVDD

C581 0.1UF, C557 0.1UF, C558 0.1UF, C559 0.1UF, C560 0.1UF, C561 0.1UF, C562 0.1UF, C563 0.1UF, C564 0.1UF, C565 0.1UF, C585 0.1UF, C580 0.01UF, C556 0.01UF, C546 0.01UF, C547 0.01UF, C548 0.01UF, C549 0.01UF, C550 0.01UF, C551 0.01UF, C552 0.01UF, C553 0.01UF, C583 0.01UF

C477 0.1UF, C509 0.01UF, C464 0.1UF, C520 0.01UF

Pangea I/O Ring Bypass -- two per power/ground pair

+3.3V

C484 0.1UF, C453 0.1UF, C567 0.1UF, C487 0.1UF, C415 0.1UF, C409 0.1UF, C410 0.1UF, C411 0.1UF, C421 0.1UF, C498 0.1UF, C436 0.1UF, C532 0.1UF, C518 0.1UF, C502 0.1UF, C489 0.1UF, C470 0.1UF, C460 0.1UF, C451 0.1UF, C541 0.1UF

C570 0.01UF, C584 0.1UF, C526 0.1UF, C578 0.01UF

+3.3V

C426 0.1UF, C427 0.1UF, C428 0.1UF, C429 0.1UF, C430 0.1UF, C431 0.1UF, C432 0.1UF, C433 0.1UF, C422 0.1UF, C447 0.1UF, C523 0.1UF, C511 0.1UF, C496 0.1UF, C476 0.1UF, C467 0.1UF, C456 0.1UF, C494 0.1UF, C424 0.1UF, C420 0.01UF

C527 0.01UF, C538 0.01UF, C566 0.01UF, C571 0.1UF

C573 2.2UF, C574 2.2UF, C575 2.2UF, C576 2.2UF

PLACE AT EDGES OF PROC I/F PLANE

+3.3V

C488 0.01UF, C416 0.01UF, C412 0.01UF, C425 0.01UF, C417 0.01UF, C569 0.01UF, C437 0.01UF, C533 0.01UF, C519 0.01UF, C503 0.01UF, C490 0.01UF, C471 0.01UF, C461 0.01UF, C452 0.01UF, C438 0.01UF, C439 0.01UF, C440 0.01UF, C441 0.01UF, C442 0.01UF

+3.3V

C443 0.01UF, C444 0.01UF, C445 0.01UF, C434 0.01UF, C446 0.01UF, C522 0.01UF, C510 0.01UF, C495 0.01UF, C475 0.01UF, C466 0.01UF, C455 0.01UF, C454 0.01UF, C501 0.01UF, C497 0.01UF, C542 0.01UF, C413 0.01UF, C568 0.01UF, C423 0.01UF, C414 0.01UF, C491 0.01UF

Pangea AMVDD Bypass (one pair per pin)

13 33 PANGEA_AMVDD

C535 0.1UF, C525 0.1UF, C537 0.1UF, C544 0.1UF, C545 0.01UF, C572 0.01UF

C529 0.01UF, C521 0.01UF, C536 0.01UF, C543 0.01UF, C554 0.1UF, C539 0.1UF, C579 0.1UF

+3.3V

C513 2.2UF, C459 2.2UF, C419 2.2UF, C418 2.2UF, C457 2.2UF, C512 2.2UF

PLACE ALONG OUTSIDE OF BALL GRID ALONG 3 NON-MAXBUS MAXBUS SIDES (2 PER)

Pangea Bypass

NOTICE OF PROPRIETARY PROPERTY

THE INFORMATION CONTAINED HEREIN IS THE PROPRIETARY PROPERTY OF APPLE COMPUTER, INC. THE POSSESSOR AGREES TO THE FOLLOWING

I TO MAINTAIN THE DOCUMENT IN CONFIDENCE
II NOT TO REPRODUCE OR COPY IT
III NOT TO REVEAL OR PUBLISH IN WHOLE OR PART

APPLE COMPUTER INC.

SIZE	DRAWING NUMBER	REV.
D	051-6101	12
SCALE NONE	SHT 14 OF 44	

www.laptop-schematics.com

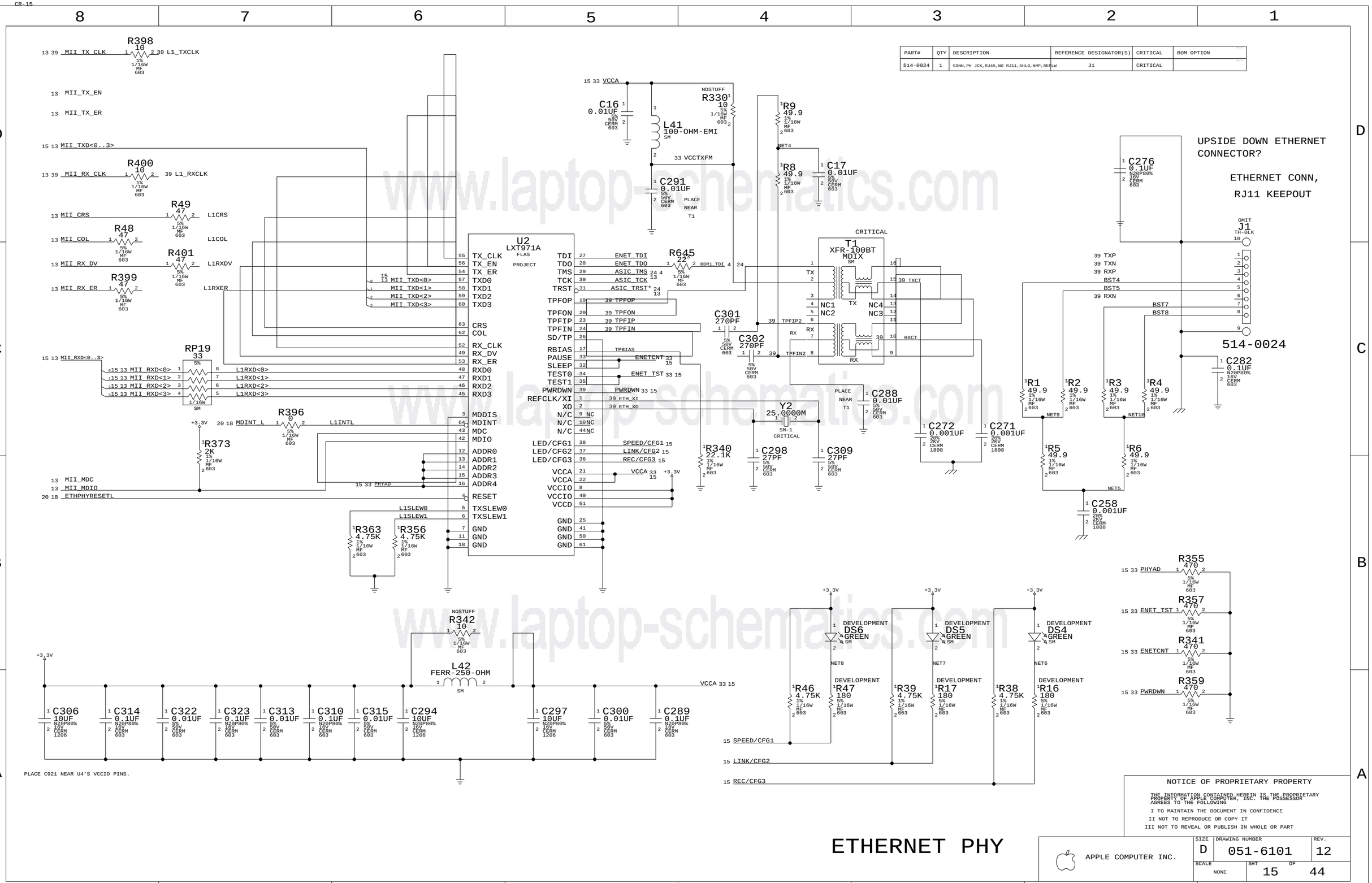

PART#	QTY	DESCRIPTION	REFERENCE DESIGNATOR(S)	CRITICAL	BOM OPTION
514-0024	1	CONN,PH JCK,RJ45,NO RJ11,SHLD,NMP,REFLW	J1	CRITICAL	

www.laptop-schematics.com

CR-16

Firewire PHY and Termination

PART#	QTY	DESCRIPTION	REFERENCE DESIGNATOR(S)	CRITICAL	BOM OPTION
338S0018	1	FLAS-64W431-H63,2PORT FW PHY,FW802A	REV A U17	PROJECT	
337S0509	1	FLAS-64W431-H63,2PORT FW PHY,FW802	REV 9 U17	PROJECT	OMIT
371S0058	1	DIODE,FAST RECOVERY,200V,3A,SMD	D13		
353S0094	1	5V FIXED/ADJ VREG, SOI-8	U18	PROJECT	OMIT
353S0275	1	3.3V FIXED/ADJ VREG, SOI-8	U18	PROJECT	
514-0023	2	CONN,RCPT,R/A,1394,NOFLANGES,NMP,6P	J4,J6	CRITICAL	

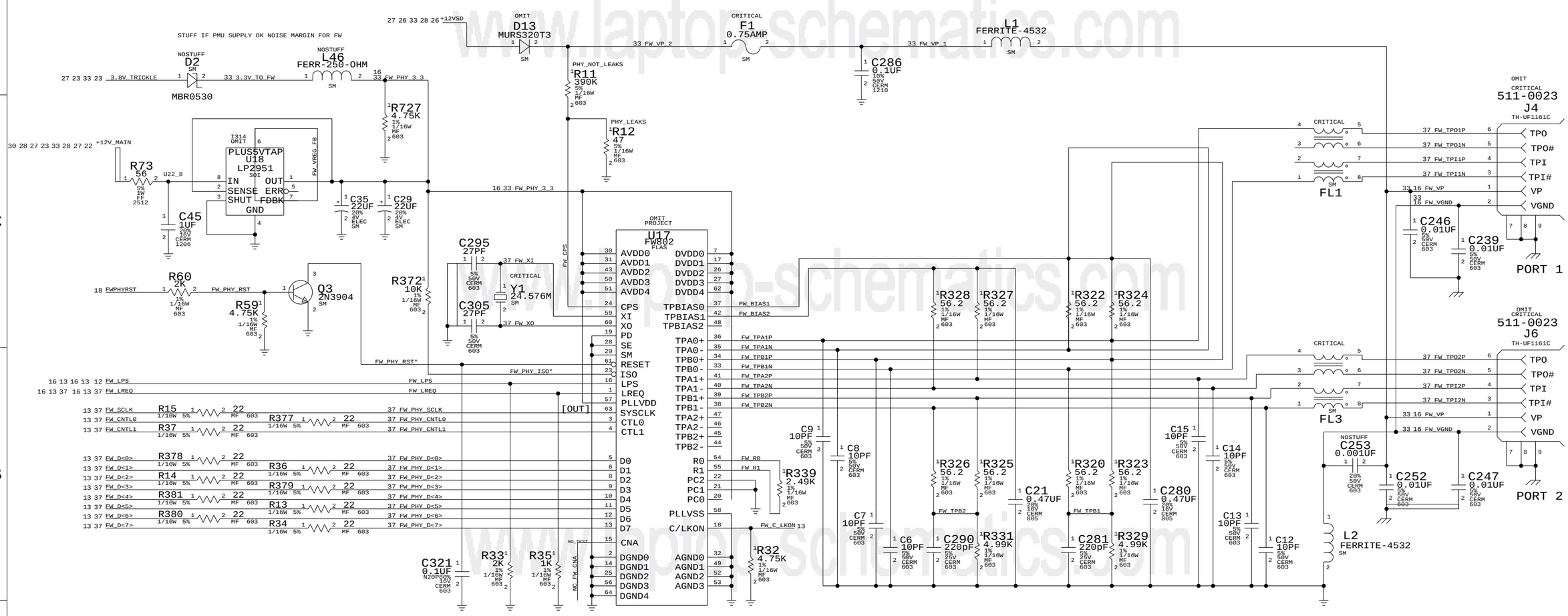

Firewire PHY

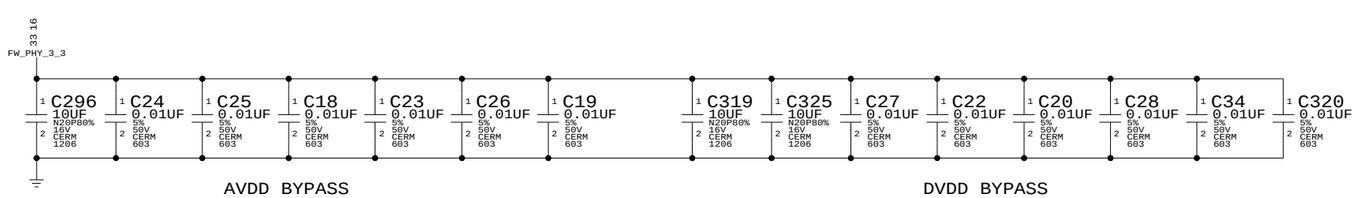

AVDD BYPASS

DVDD BYPASS

NOTICE OF PROPRIETARY PROPERTY

THE INFORMATION CONTAINED HEREIN IS THE PROPRIETARY PROPERTY OF APPLE COMPUTER, INC. THE POSSESSOR AGREES TO THE FOLLOWING

I TO MAINTAIN THE DOCUMENT IN CONFIDENCE

II NOT TO REPRODUCE OR COPY IT

III NOT TO REVEAL OR PUBLISH IN WHOLE OR PART

APPLE COMPUTER INC.

SIZE	DRAWING NUMBER	REV.
D	051-6101	12
SCALE NONE	SHT 16 OF 44	

www.laptop-schematics.com

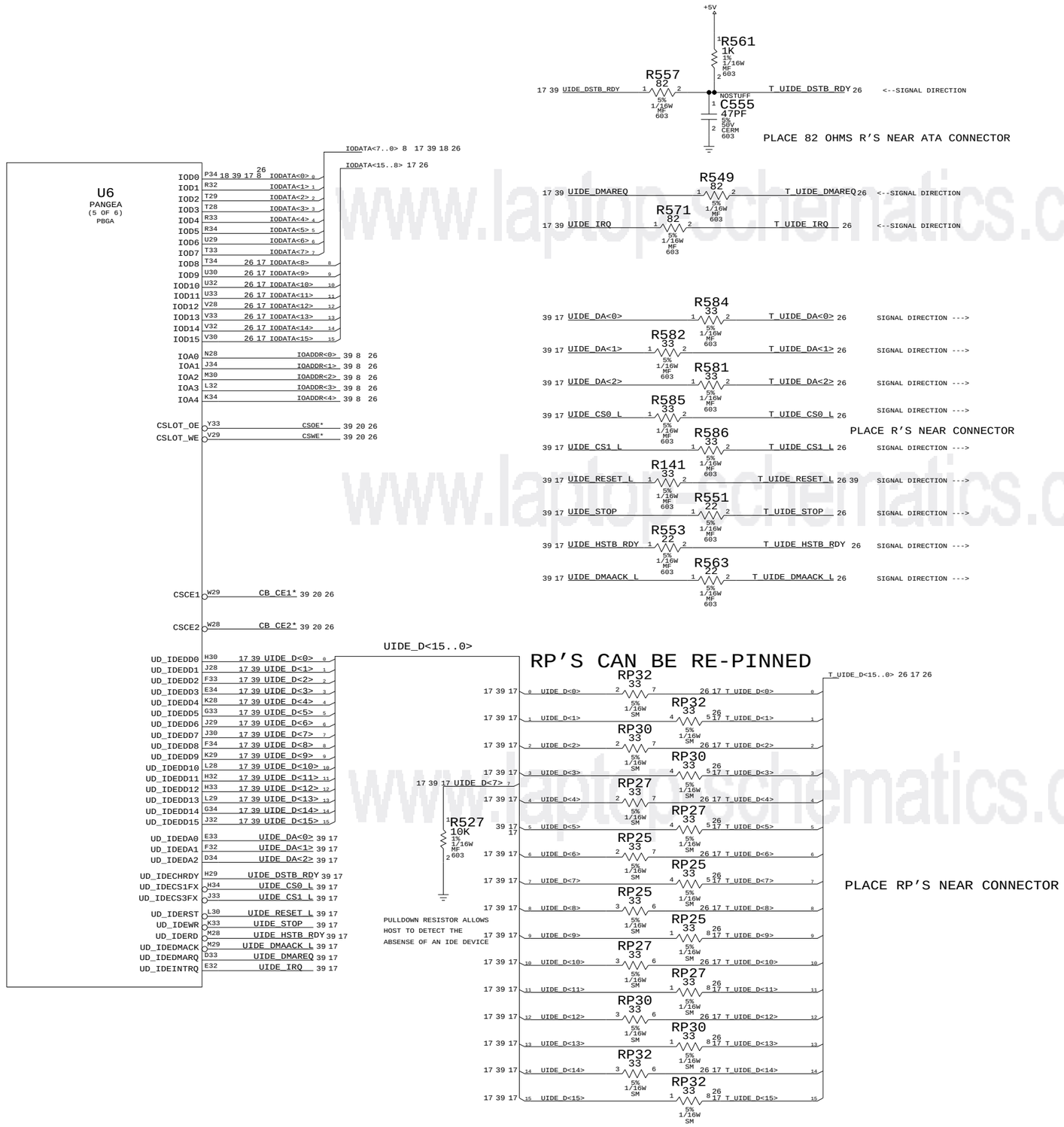

PANGEA ATA, & PCMCIA BUS

NOTICE OF PROPRIETARY PROPERTY

THE INFORMATION CONTAINED HEREIN IS THE PROPRIETARY PROPERTY OF APPLE COMPUTER, INC. THE POSSESSOR AGREES TO THE FOLLOWING

I TO MAINTAIN THE DOCUMENT IN CONFIDENCE
II NOT TO REPRODUCE OR COPY IT
III NOT TO REVEAL OR PUBLISH IN WHOLE OR PART

APPLE COMPUTER INC.

SIZE	DRAWING NUMBER	REV.
D	051-6101	12
SCALE NONE	SHT 17 OF 44	

www.laptopschematics.com

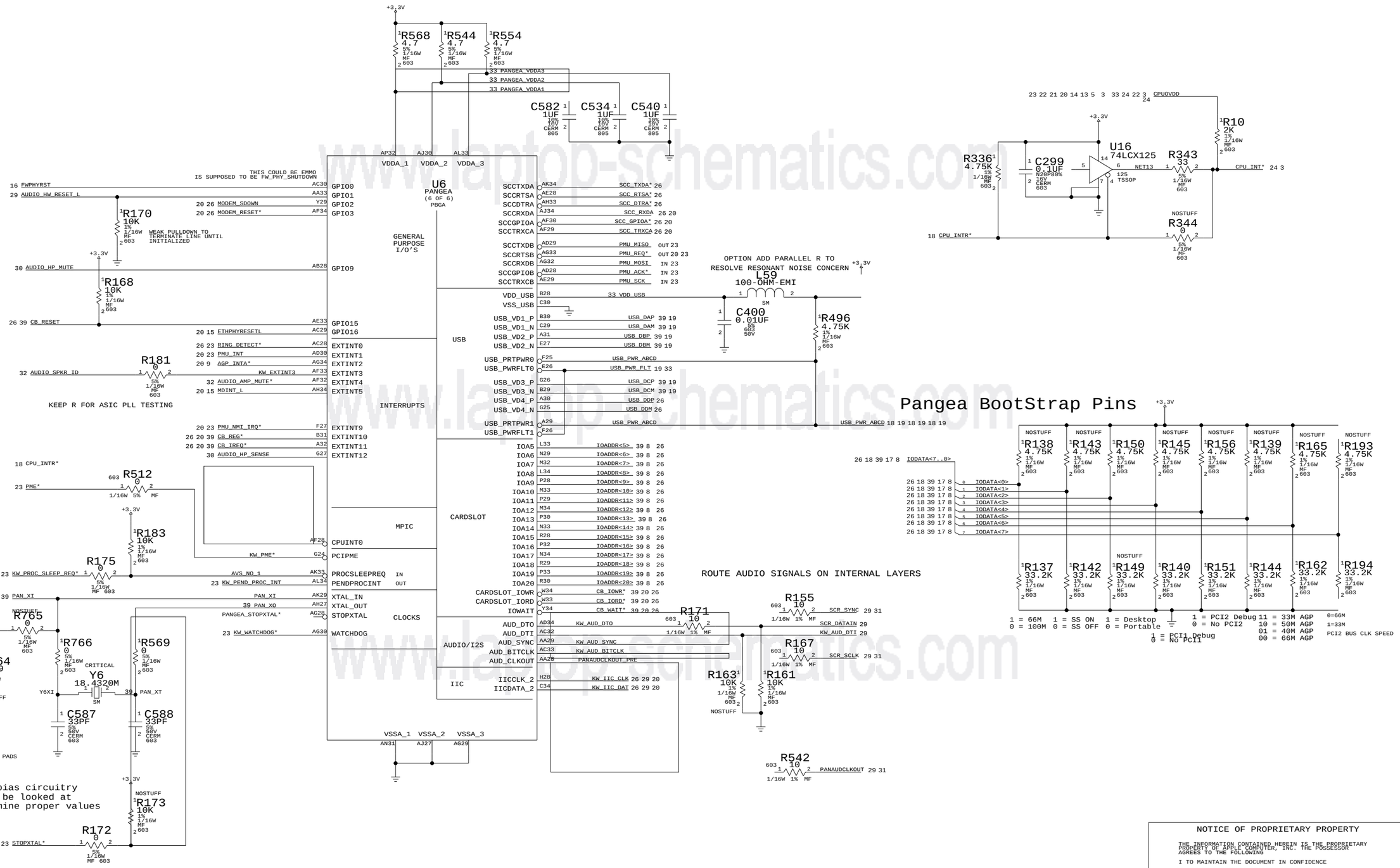

NOTICE OF PROPRIETARY PROPERTY

THE INFORMATION CONTAINED HEREIN IS THE PROPRIETARY PROPERTY OF APPLE COMPUTER, INC. THE POSSESSOR AGREES TO THE FOLLOWING

I TO MAINTAIN THE DOCUMENT IN CONFIDENCE
II NOT TO REPRODUCE OR COPY IT
III NOT TO REVEAL OR PUBLISH IN WHOLE OR PART

APPLE COMPUTER INC.

SIZE	DRAWING NUMBER	REV.
D	051-6101	12
SCALE NONE	SHT 18 OF 44	

PANGEA SER/AUD/USB, BOOTSTRAPS

www.laptop-schematics.com

CR-19

PART#	QTY	DESCRIPTION	REFERENCE DESIGNATOR(S)	CRITICAL	BOM OPTION
514-0022	3	CONN,RCPT,USB,UPRIGHT R/A,NMP	J2,J3,J5	PROJECT	

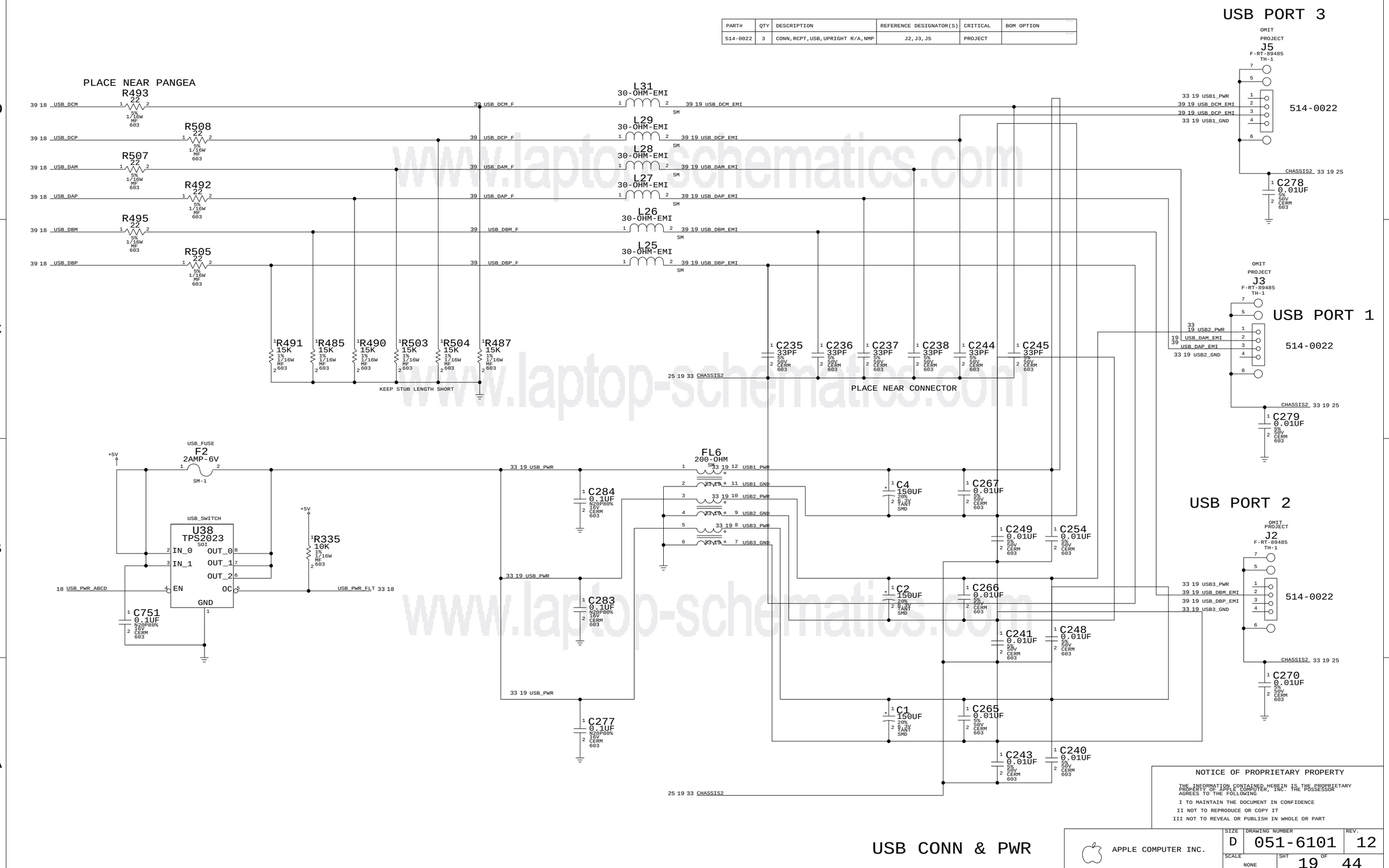

NOTICE OF PROPRIETARY PROPERTY

THE INFORMATION CONTAINED HEREIN IS THE PROPRIETARY PROPERTY OF APPLE COMPUTER, INC. THE POSSESSOR AGREES TO THE FOLLOWING

I TO MAINTAIN THE DOCUMENT IN CONFIDENCE

II NOT TO REPRODUCE OR COPY IT

III NOT TO REVEAL OR PUBLISH IN WHOLE OR PART

USB CONN & PWR

APPLE COMPUTER INC.

SIZE	DRAWING NUMBER	REV.
D	051-6101	12
SCALE NONE	SHT 19 OF 44	

www.laptop-schematics.com

CR-20

PROCESSOR PULLUP/PULLDOWN

R-PACKS CAN BE RE-PINNED

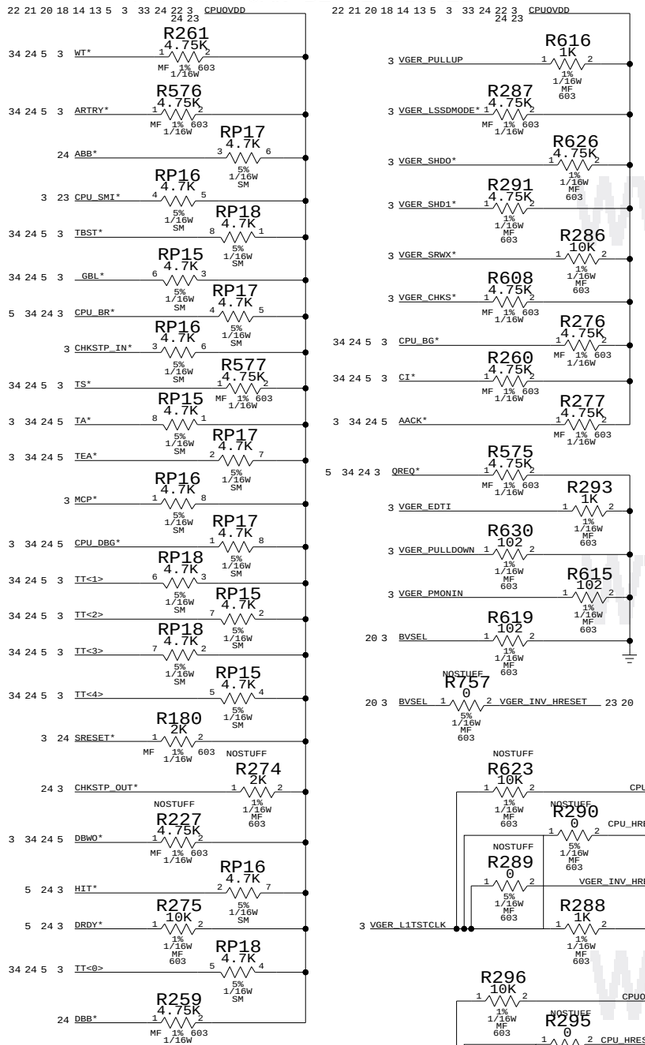

BUS MODE
R619 STUFFED 1.8V BUS MODE
R757 STUFFED 1.5V BUS MODE

RP14 NEEDS TO BE STUFFED ALL THE TIME

NO NOBUSKEEPER PROPERTY ON RP14

BMODE <0>	BMODE <1>	MSSCR0 <16:17>	Sys Bus	Vger ID	Addr Drve
L	L	1 1	???	01	yes unavail
L	!hr	1 0	Max	01	yes unavail
L	hr	1 1	???	00	yes unavail
L	H	1 0	Max	00	yes unavail
!hr	L	0 1	MB+	01	yes unavail
!hr	!hr	0 0	60x	01	yes unavail
!hr	hr	0 1	MB+	00	yes unavail
!hr	H	0 0	60x	00	yes unavail
hr	L	1 1	???	01	norm unavail
hr	!hr	1 0	Max	01	norm
hr	hr	1 1	???	00	norm unavail
hr	H	1 0	Max	00	norm <----STUFF FOR THIS LINE
H	L	0 1	MB+	01	norm unavail
H	!hr	0 0	60x	01	norm
H	hr	0 1	MB+	00	norm unavail
H	H	0 0	60x	00	norm

L3 CACHE PULLUP/PULLDOWN

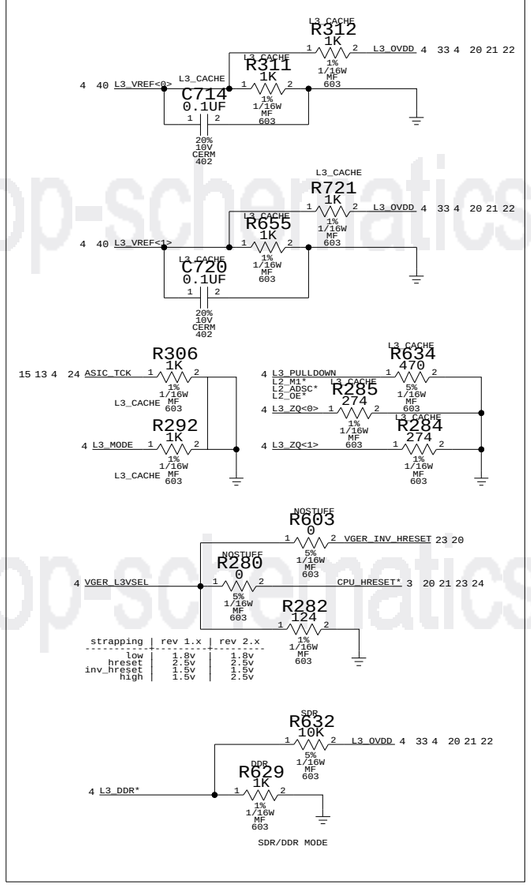

strapping	rev 1.x	rev 2.x
low	1.8v	1.8v
hreset	2.5v	2.5v
inv_hreset	1.5v	1.5v
high	1.5v	2.5v

IIC BUS PULLUPS

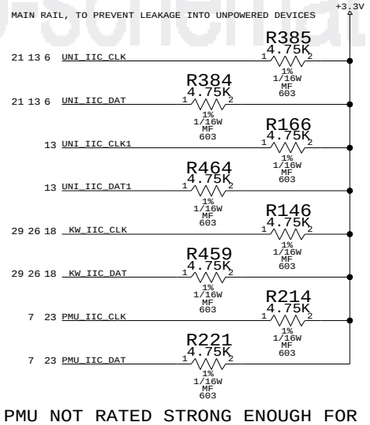

PMU NOT RATED STRONG ENOUGH FOR 1K

PANGEA PULLUPS

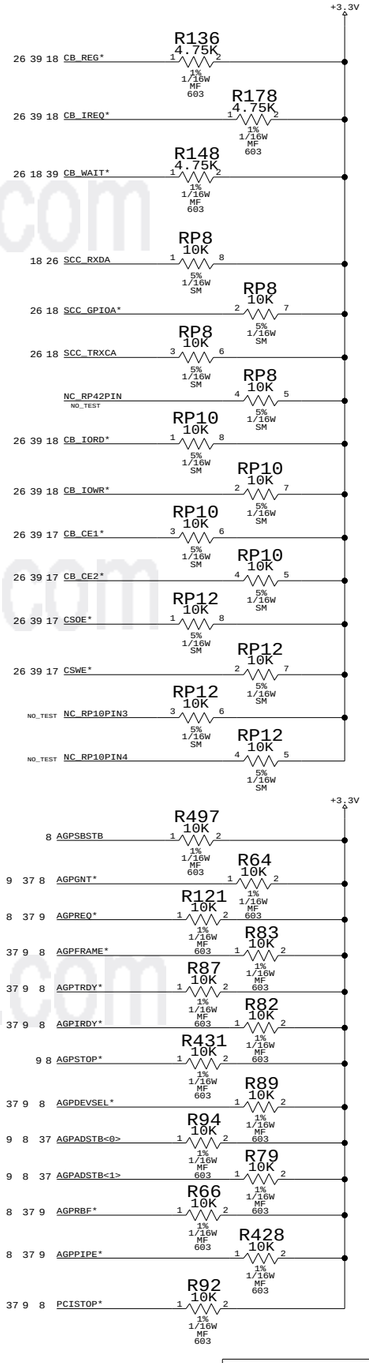

MLB Pull-ups

NOTICE OF PROPRIETARY PROPERTY

THE INFORMATION CONTAINED HEREIN IS THE PROPRIETARY PROPERTY OF APPLE COMPUTER, INC. THE POSSESSOR AGREES TO THE FOLLOWING

I TO MAINTAIN THE DOCUMENT IN CONFIDENCE
II NOT TO REPRODUCE OR COPY IT
III NOT TO REVEAL OR PUBLISH IN WHOLE OR PART

APPLE COMPUTER INC.

SIZE	DRAWING NUMBER	REV.
D	051-6101	12
SCALE NONE	SHT 20 OF 44	

www.laptop-schematics.com

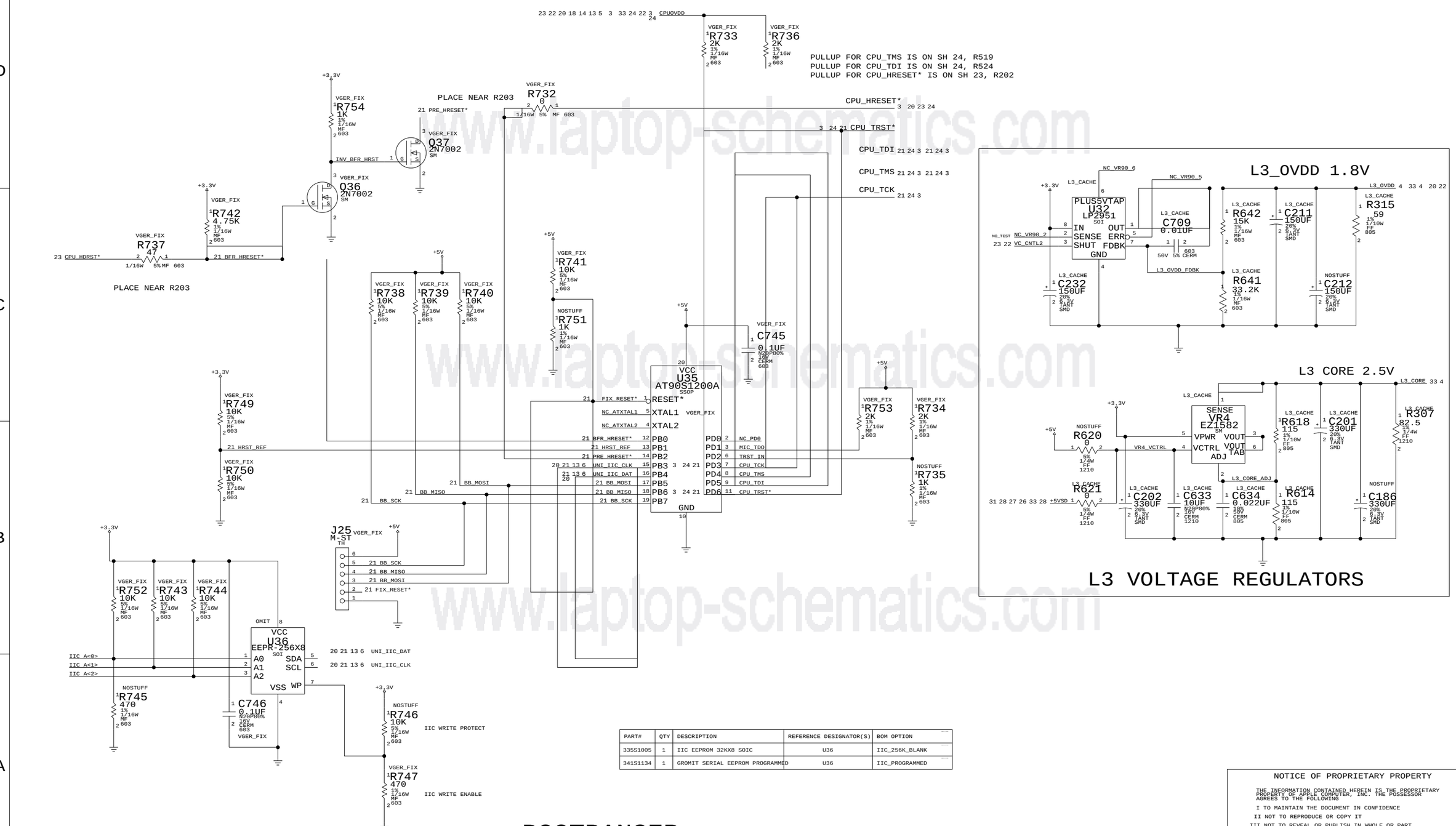

PART#	QTY	DESCRIPTION	REFERENCE DESIGNATOR(S)	BOM OPTION
335S1005	1	IIC EEPROM 32KX8 SOIC	U36	IIC_256K_BLANK
341S1134	1	GROMIT SERIAL EEPROM PROGRAMMED	U36	IIC_PROGRAMMED

BOOTBANGER

NOTICE OF PROPRIETARY PROPERTY

THE INFORMATION CONTAINED HEREIN IS THE PROPRIETARY PROPERTY OF APPLE COMPUTER, INC. THE POSSESSOR AGREES TO THE FOLLOWING

I TO MAINTAIN THE DOCUMENT IN CONFIDENCE

II NOT TO REPRODUCE OR COPY IT

III NOT TO REVEAL OR PUBLISH IN WHOLE OR PART

APPLE COMPUTER INC.

SIZE	DRAWING NUMBER	REV.
D	051-6101	12
SCALE NONE	SHT 21 OF 44	

www.laptop-schematics.com

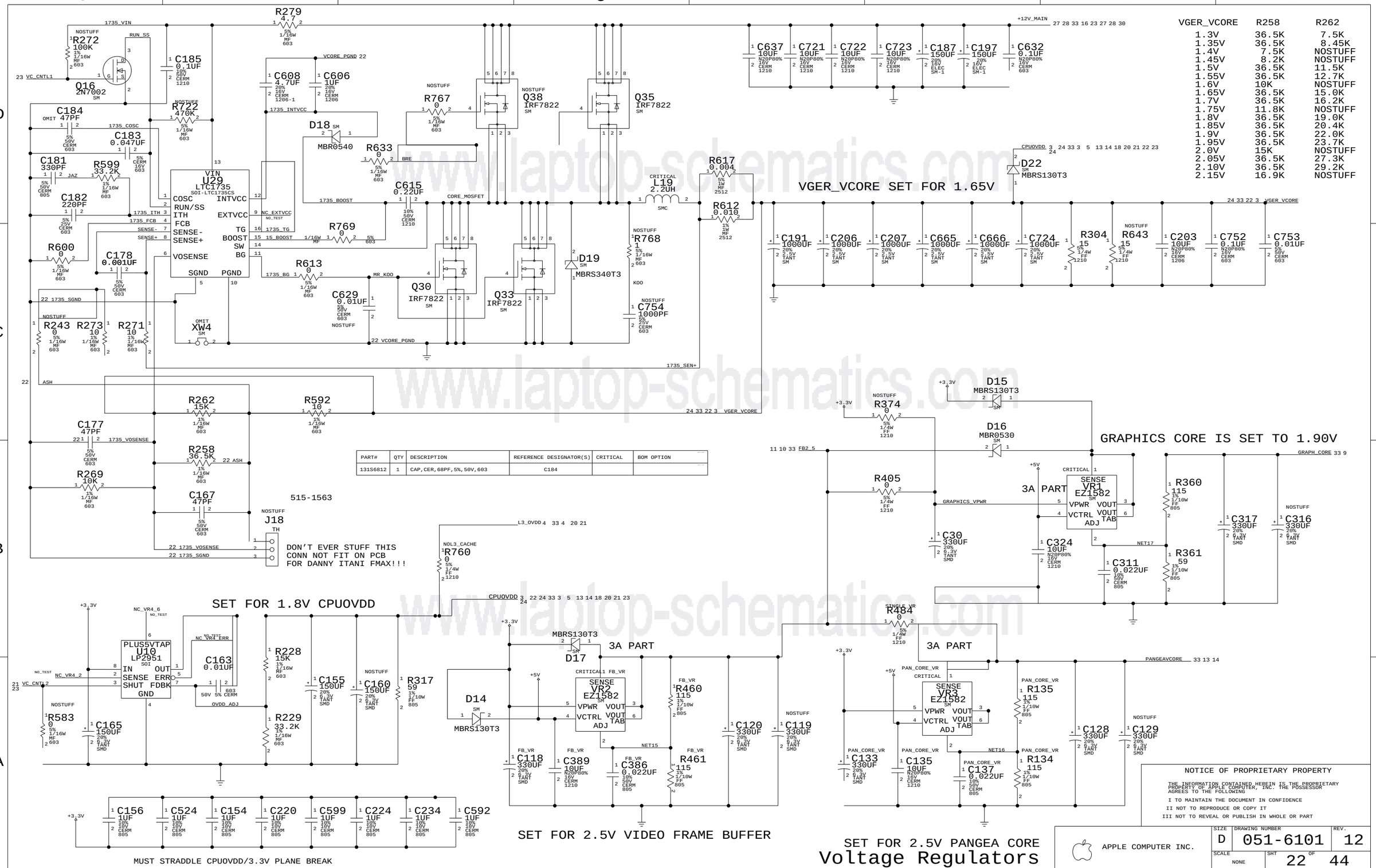

VGER_VCORE	R258	R262
1.3V	36.5K	7.5K
1.35V	36.5K	8.45K
1.4V	7.5K	NOSTUFF
1.45V	8.2K	NOSTUFF
1.5V	36.5K	11.5K
1.55V	36.5K	12.7K
1.6V	10K	NOSTUFF
1.65V	36.5K	15.0K
1.7V	36.5K	16.2K
1.75V	11.8K	NOSTUFF
1.8V	36.5K	19.0K
1.85V	36.5K	20.4K
1.9V	36.5K	22.0K
1.95V	36.5K	23.7K
2.0V	15K	NOSTUFF
2.05V	36.5K	27.3K
2.10V	36.5K	29.2K
2.15V	16.9K	NOSTUFF

PART#	QTY	DESCRIPTION	REFERENCE DESIGNATOR(S)	CRITICAL	BOM OPTION
131S6812	1	CAP,CER,68PF,5%,50V,603	C184		

www.laptop-schematics.com

PART#	QTY	DESCRIPTION	REFERENCE DESIGNATOR(S)	CRITICAL	BOM OPTION
341S0543	1	PROGRAMMED PMU,M16C62	U8	PROJECT	OMIT
337S0267	1	BLANK, PMU,M16C62, 64KB	U8	PROJECT	OMIT
337S0270	1	BLANK, PMU,M16C62, 256KB	U8	PROJECT	OMIT
341S0618	1	PMU,M16C62,64KB,V66B	U8	PROJECT	
110S2003	1	2K RESISTOR	R202		VGER_GOOD
110S1003	1	1K RESISTOR	R202		VGER_FIX

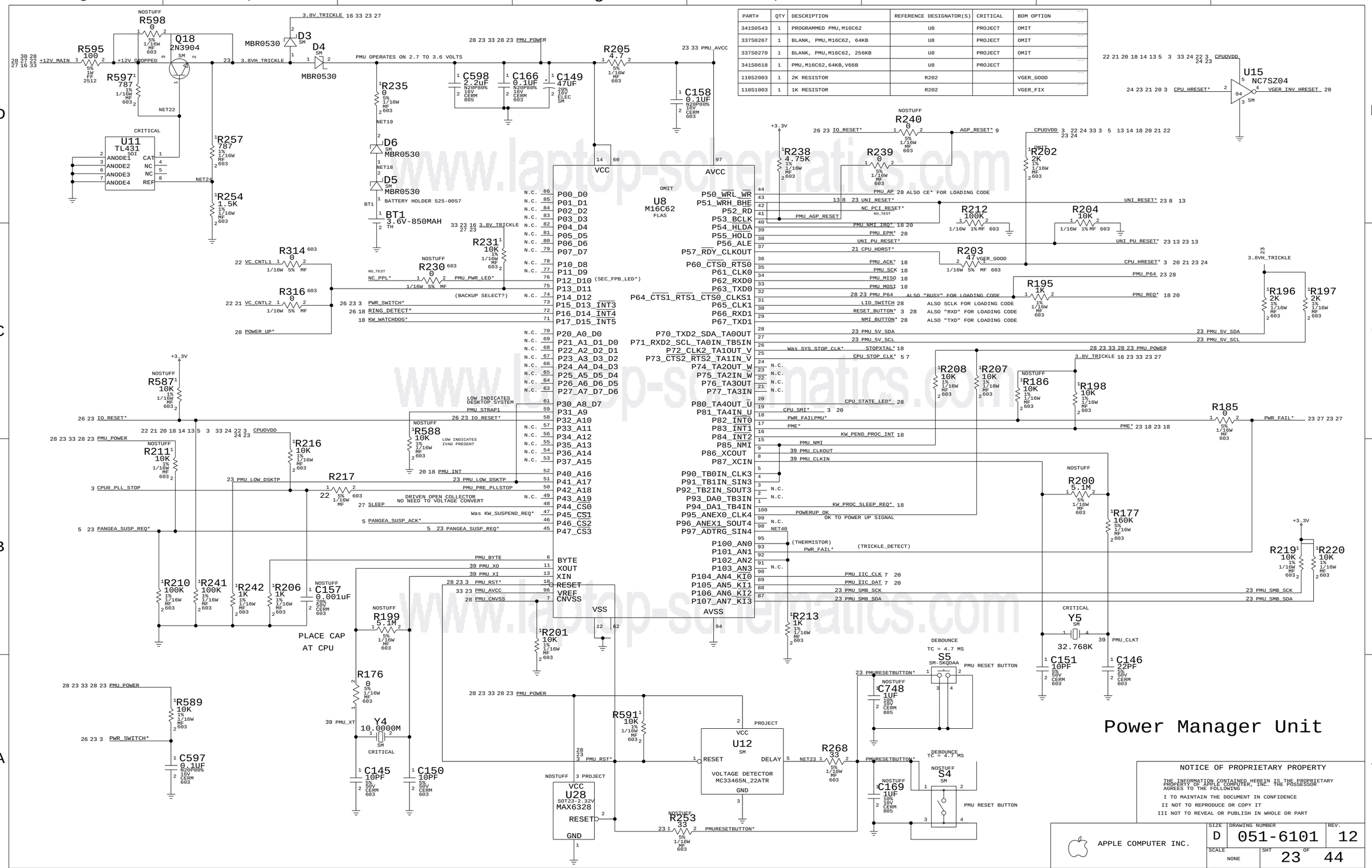

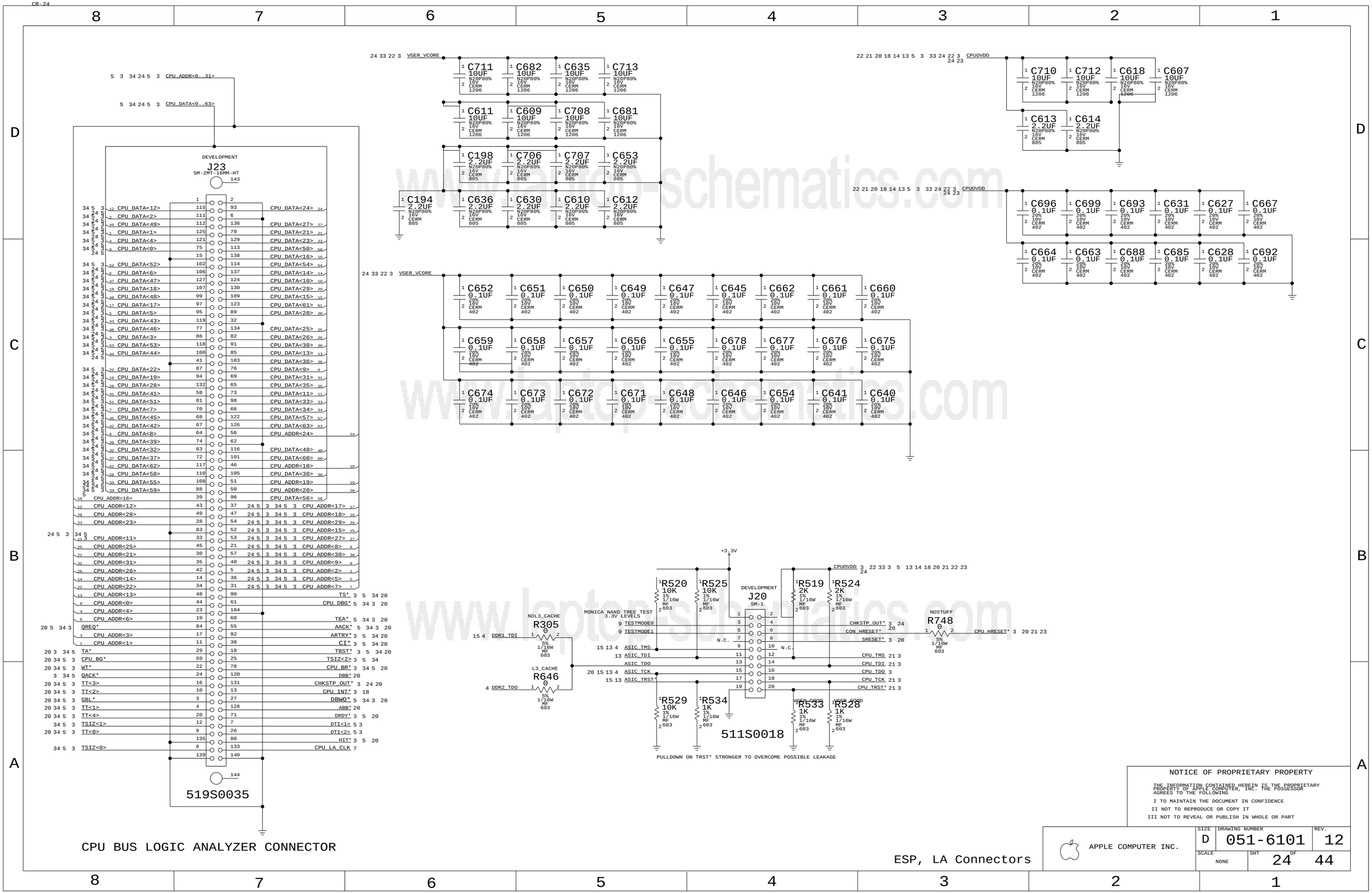

CPU BUS LOGIC ANALYZER CONNECTOR

ESP, LA Connectors

NOTICE OF PROPRIETARY PROPERTY

THE INFORMATION CONTAINED HEREIN IS THE PROPRIETARY PROPERTY OF APPLE COMPUTER, INC. THE POSSESSOR AGREES TO THE FOLLOWING

I TO MAINTAIN THE DOCUMENT IN CONFIDENCE
II NOT TO REPRODUCE OR COPY IT
III NOT TO REVEAL OR PUBLISH IN WHOLE OR PART

APPLE COMPUTER INC.

SIZE	DRAWING NUMBER	REV.
D	051-6101	12
SCALE NONE	SHT 24 OF 44	

www.laptop-schematics.com

INTERNAL TMDS CONNECTOR, EXTERNAL VGA CONNECTOR AND GRAPHICS CHIP STRAP OPTIONS

Internal TMDS Connector

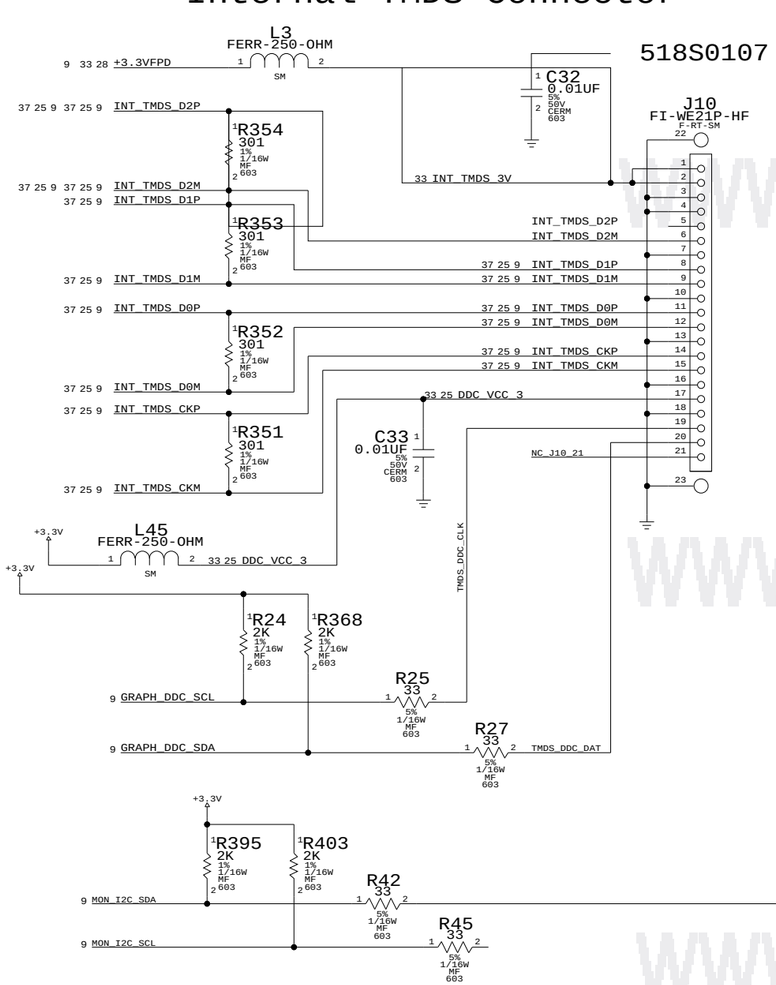

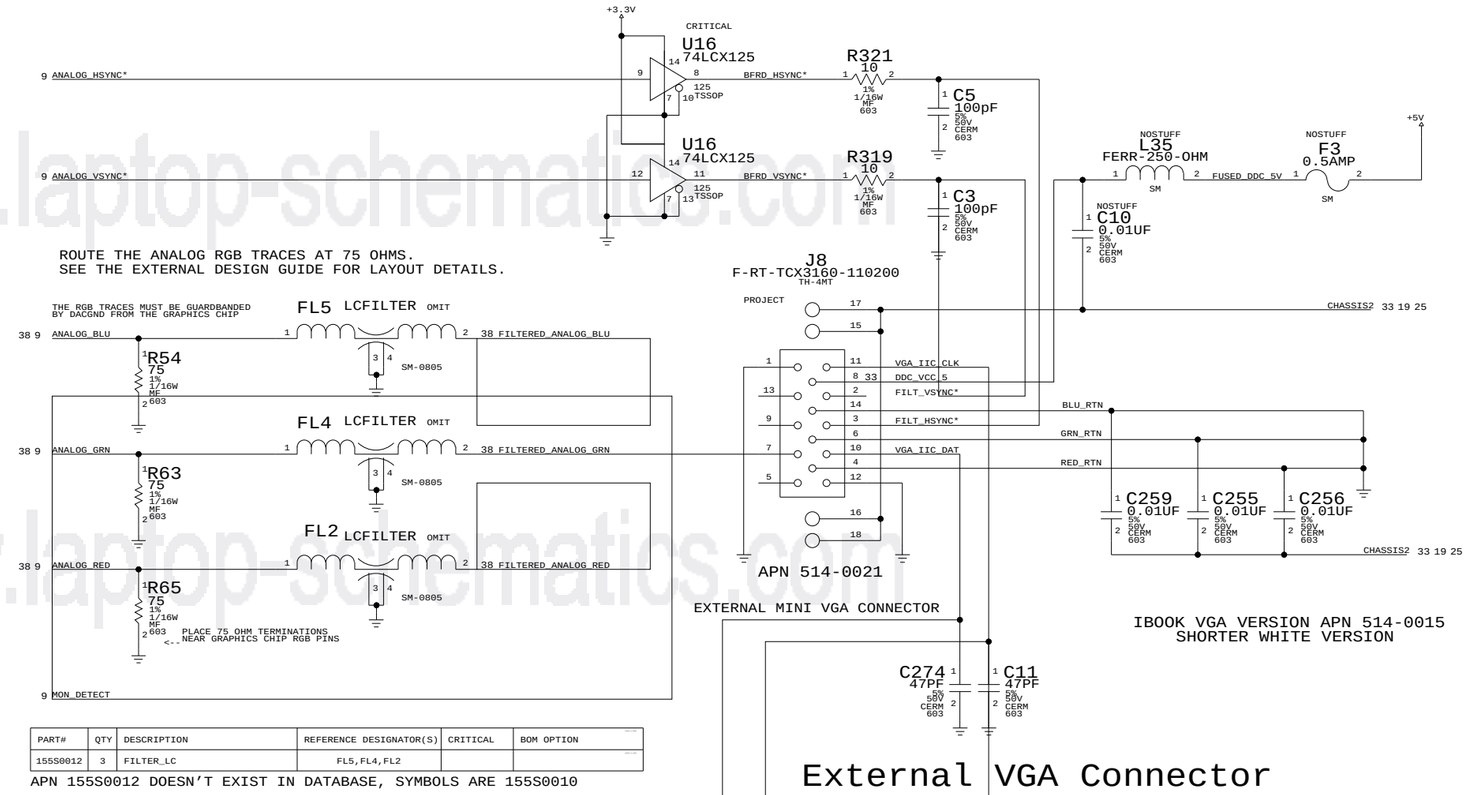

PART#	QTY	DESCRIPTION	REFERENCE DESIGNATOR(S)	CRITICAL	BOM OPTION
155S0012	3	FILTER_LC	FL5,FL4,FL2		

APN 155S0012 DOESN'T EXIST IN DATABASE, SYMBOLS ARE 155S0010

External VGA Connector

SELECTED OPTION IS THIS COLOR!

TVD[10]
0 = SBA ENABLED
1 = PIPELINED XFERS ONLY

TVD[9]
0 = AGP 4X ENABLED
1 = AGP 2X ONLY

TVD[5:2]
0010 = 1M X 32 SDR SGRAM
1001 = 2M X 32 DDR SGRAM
1011 = 1M X 32 DDR SGRAM

DFPD[2:1]
00 = PCI_DEV_ID 0X0110

TVD[11]
0 = PCI MODE
1 = AGP MODE

TVD[6]
0 = 13.50000 MHZ
1 = 14.31818 MHZ

DFPD[0]
0 = FW ENABLED
1 = FW DISABLED

TVD[1]
0 = SYSTEM BIOS
1 = ADAPTOR BIOS

TVD[0]
0 = PCIAD BUS SWAPPED
1 = PCIAD BUS NORMAL

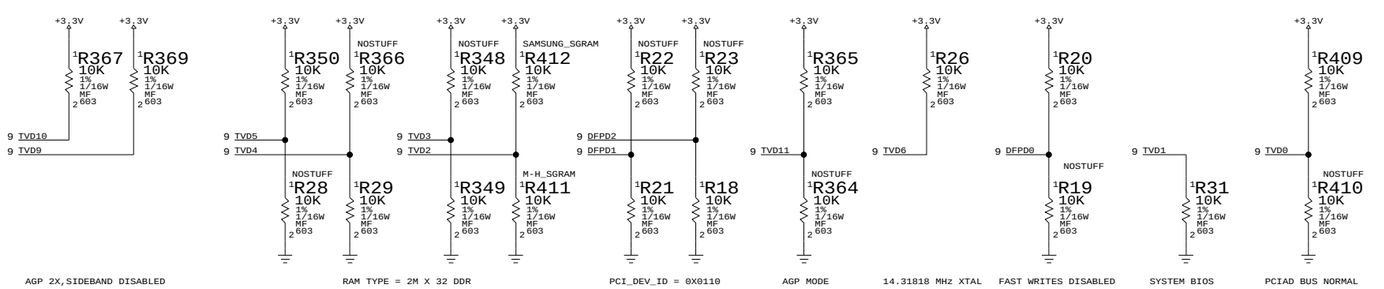

NOTICE OF PROPRIETARY PROPERTY

THE INFORMATION CONTAINED HEREIN IS THE PROPRIETARY PROPERTY OF APPLE COMPUTER, INC. THE POSSESSOR AGREES TO THE FOLLOWING

I TO MAINTAIN THE DOCUMENT IN CONFIDENCE

II NOT TO REPRODUCE OR COPY IT

III NOT TO REVEAL OR PUBLISH IN WHOLE OR PART

APPLE COMPUTER INC.

SIZE	DRAWING NUMBER	REV.
D	051-6101	12
SCALE NONE	SHT 25 OF 44	

www.laptop-schematics.com

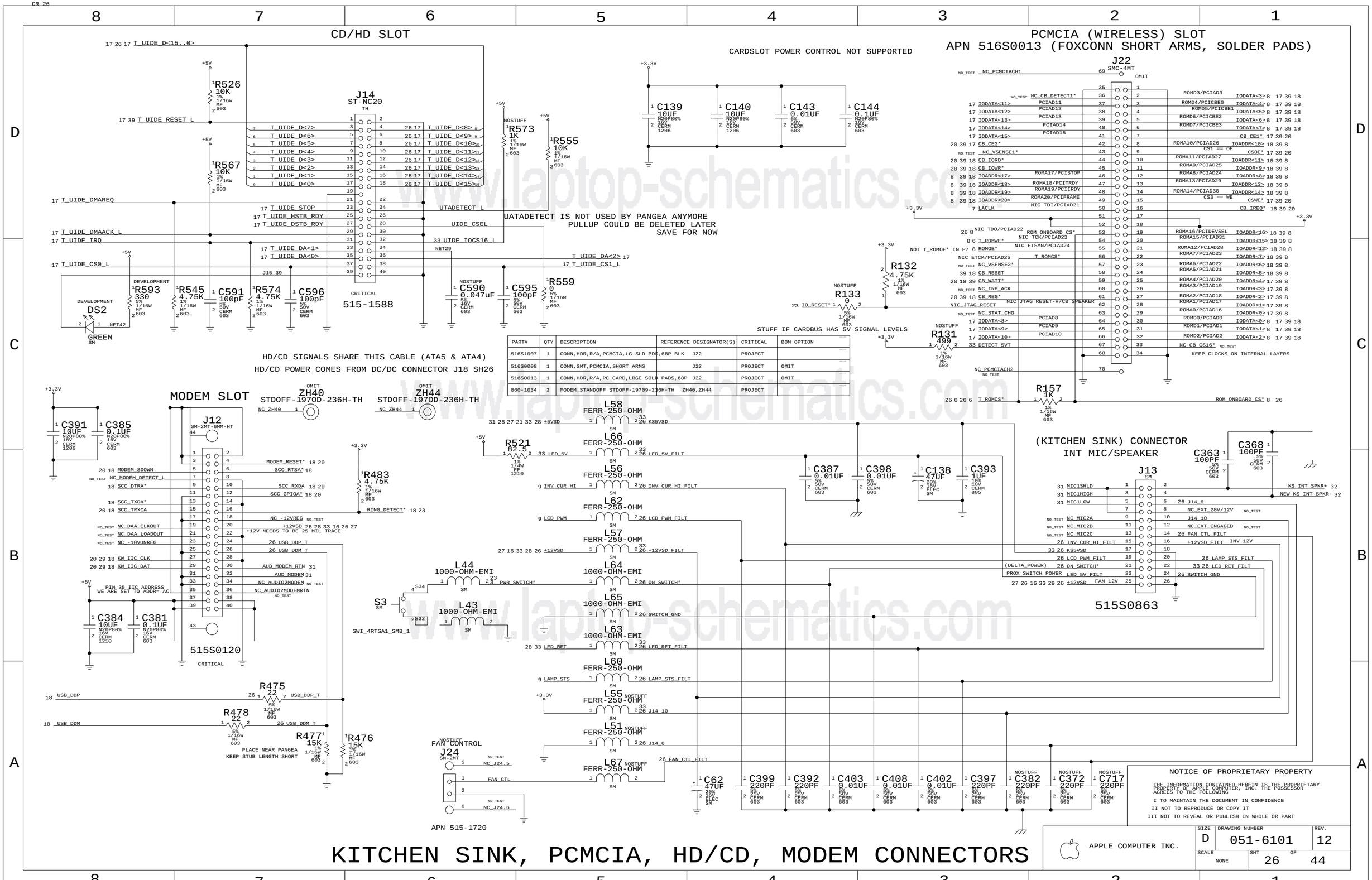

PART#	QTY	DESCRIPTION	REFERENCE DESIGNATOR(S)	CRITICAL	BOM OPTION
516S1007	1	CONN,HDR,R/A,PCMCIA,LG SLD PDS,68P BLK	J22	PROJECT	
516S0008	1	CONN,SMT,PCMCIA,SHORT ARMS	J22	PROJECT	OMIT
516S0013	1	CONN,HDR,R/A,PC CARD,LRGE SOLD PADS,68P	J22	PROJECT	OMIT
860-1034	2	MODEM_STANDOFF STDOFF-19709-236H-TH	ZH40,ZH44	PROJECT	

www.laptop-schematics.com

CR-27

PART#	QTY	DESCRIPTION	REFERENCE DESIGNATOR(S)	CRITICAL	BOM OPTION
518-0011	1	CONN,HDR,STR,3MM PTCH,14-P,REFLOW	J15	PROJECT	

PART NUMBER	ALTERNATE FOR PART NUMBER	BOM OPTION	REF DES	COMMENTS:
138S0360	138S0321		C200,C644,C643,C199	

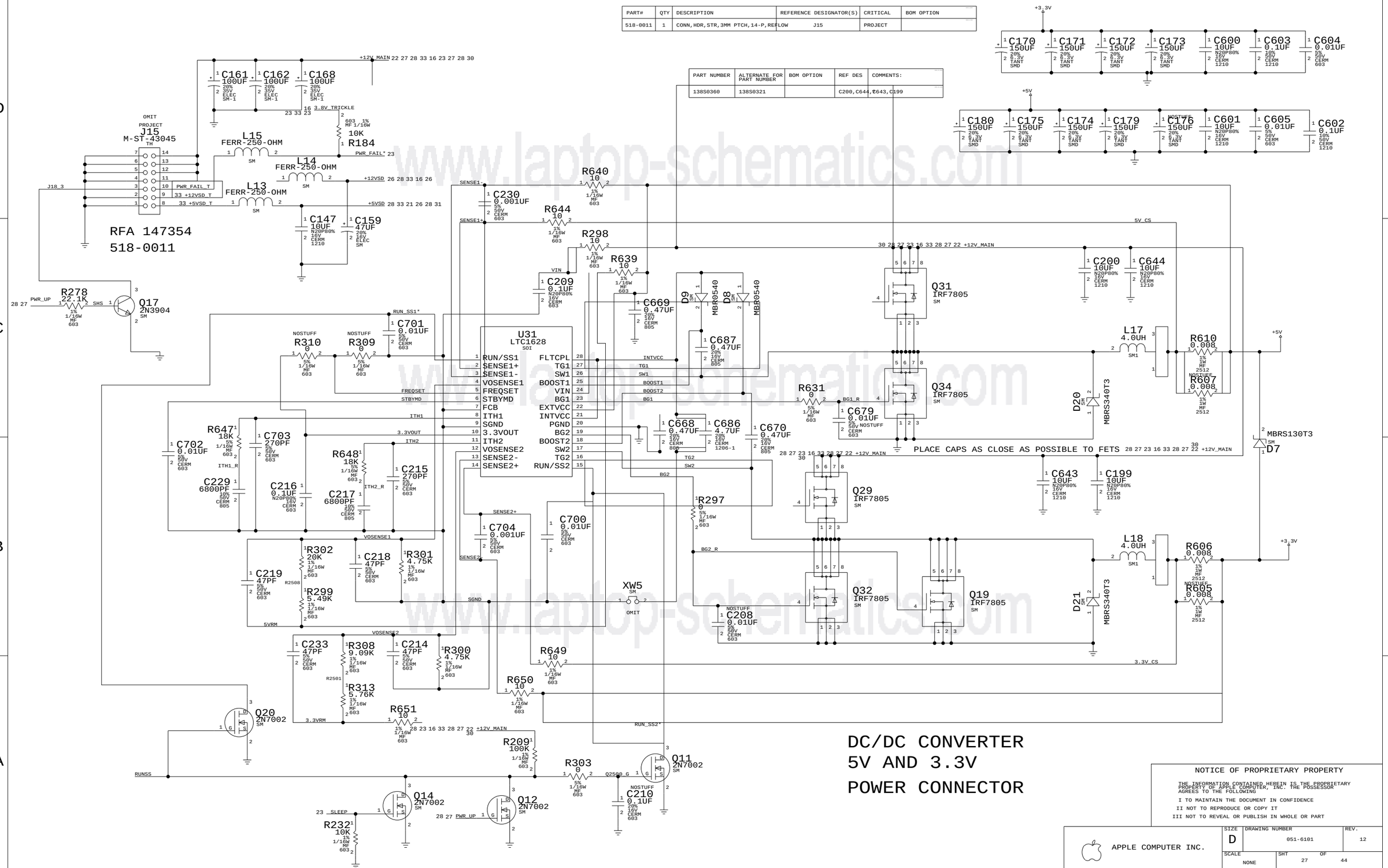

NOTICE OF PROPRIETARY PROPERTY

THE INFORMATION CONTAINED HEREIN IS THE PROPRIETARY PROPERTY OF APPLE COMPUTER, INC. THE POSSESSOR AGREES TO THE FOLLOWING

I TO MAINTAIN THE DOCUMENT IN CONFIDENCE
II NOT TO REPRODUCE OR COPY IT
III NOT TO REVEAL OR PUBLISH IN WHOLE OR PART

APPLE COMPUTER INC.

SIZE	DRAWING NUMBER	REV.
D	051-6101	12
SCALE NONE	SHT 27 OF 44	

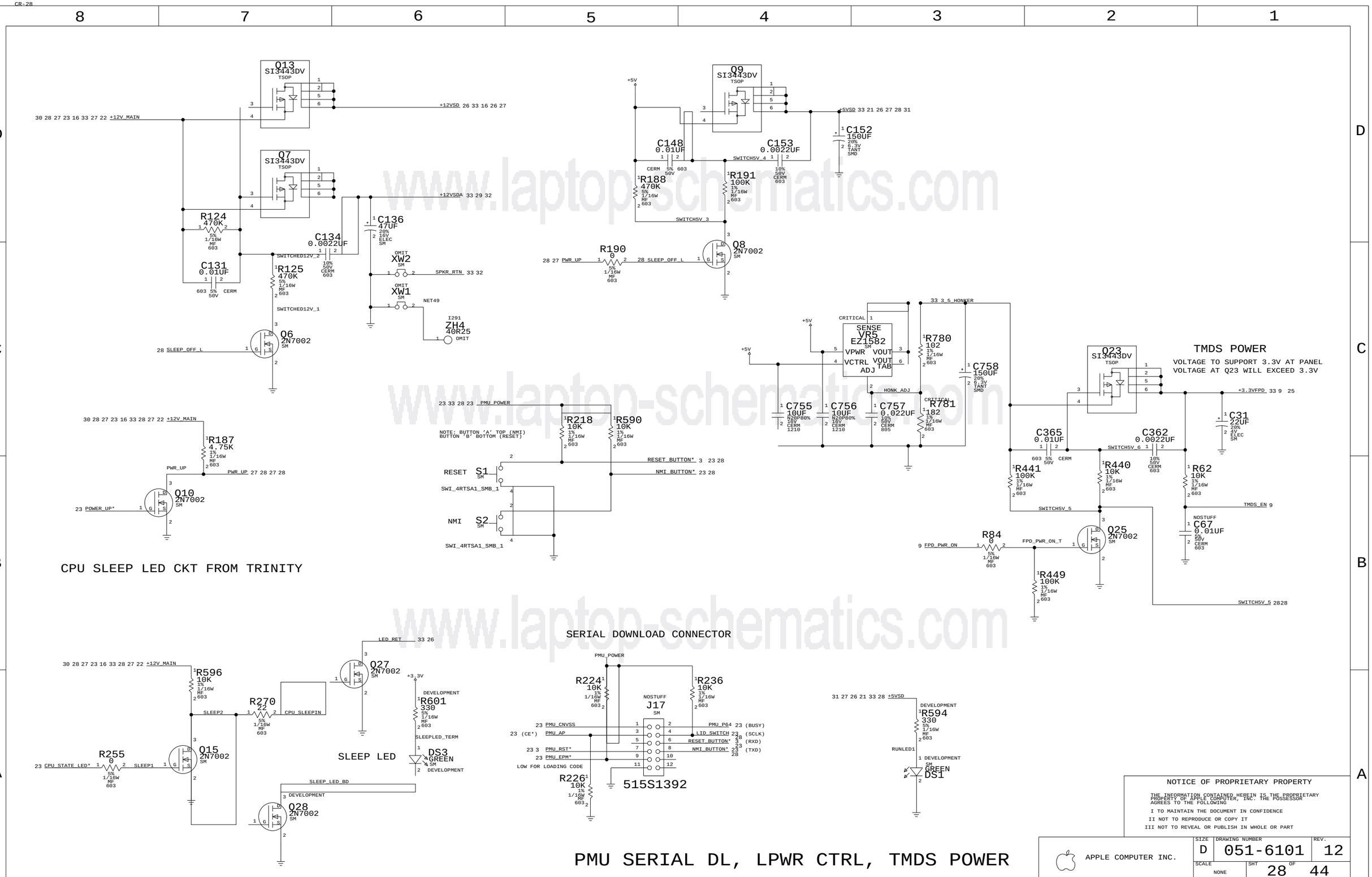

www.laptop-schematics.com

CR-29

PART#	QTY	DESCRIPTION	REFERENCE DESIGNATOR(S)	CRITICAL	BOM OPTION
353S0275	2	IC,2951,ADJ,UPWR,REG,8P,SOP	U25,U26		

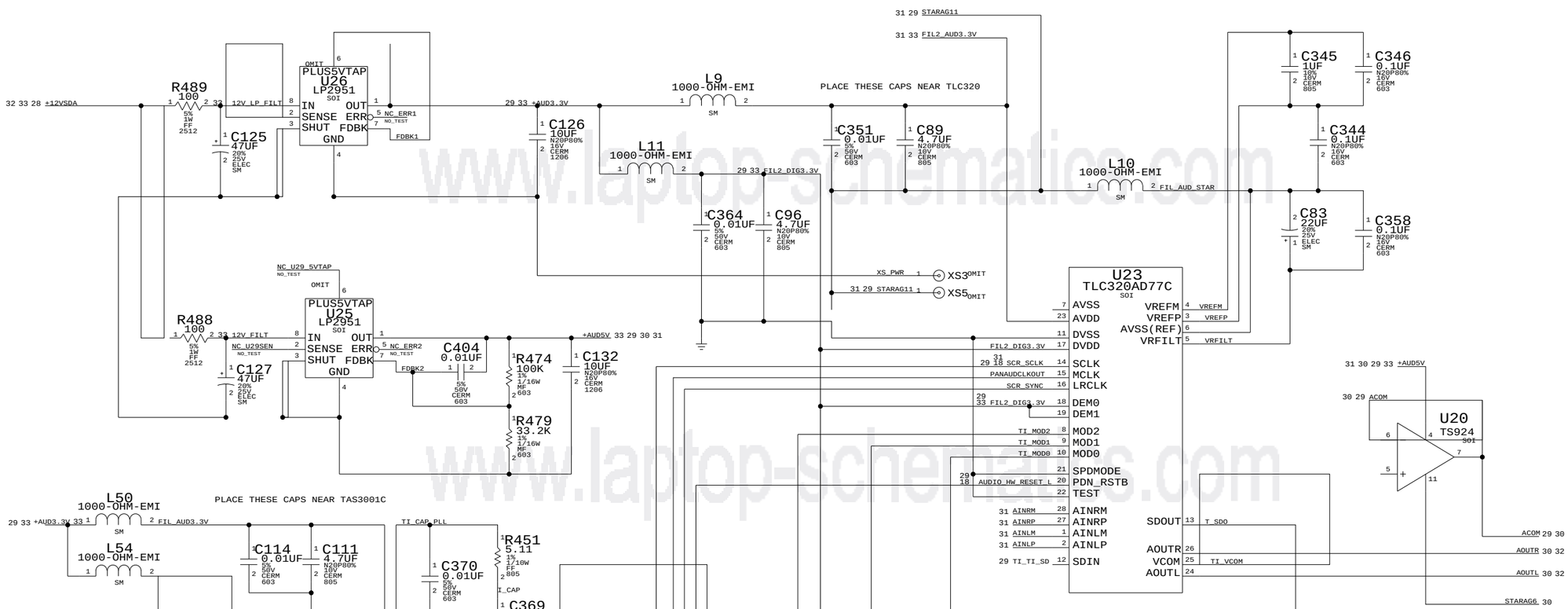

CS2/1 I2C ADDRESS SELECTION

CS2	CS1	I2C ADDRESS
0	0	0X68
0	1	0X6A
1	0	0X6C
1	1	0X6E

NEED TO ADD STUFFING OPTIONS

MODE SELECTION

MOD2	MOD1	MOD0	
0	0	0	16-BIT SERIAL
0	0	1	20-BIT SERIAL
0	1	0	24-BIT SERIAL
0	1	1	16-BIT IIS
1	0	0	20-BIT IIS
1	0	1	24-BIT IIS
1	1	0	16-BIT SERIAL LEFT JUSTIFIED
1	1	1	16-BIT DSP FRAME

TUMBLER, CONTROL & D/A

SHEETS 28-32 CONTAIN THE TUMBLER AUDIO SOLUTION
THE FOLLOWING EXTERNAL SIGNALS ARE REQUIRED:

SIGNAL_NAME - DESC

SCR_SYNC - I2S LRCLK
PANAUDCLKOUT - I2S MCLK
KW_IIC_CLK - I2C SCLK
SCR_SCLK - I2S SCLK
KW_IIC_DAT - I2C DATA
SCR_DATAIN - I2S DATA IN (OUT FROM KEYWEST)
TO RESET - A RESET SIGNAL
KW_AUD_DTI - I2S DATA OUT (TO KEYWEST)
AUDIO_SPKR_ID - DETECTS AN EXTERNAL SPKR & READS SPKR II2 ROM
AUDIO_HP_MUTE - MUTE THE HEADPHONE
AUDIO_HP_SENSE - DETECTS HEADPHONES PLUGGED IN
AUDIO_AMP_MUTE - MUTES AUDIO SPEAKER AMP
GPIO_DALLAS - INPUT/OUTPUT TO THE DALLAS ROM
FWPHYRST - POWERS DOWN THE TRIPATH AMP (BACKUP PLAN)

THE FOLLOWING POWER RAILS ARE REQUIRED:

+12VSD -> 12 VOLTS ON ONLY IN RUN MODE (OFF IN SLEEP/SHUTDOWN)

+3,3V -> 3.3 VOLTS ON IN SLEEP/RUN (OFF IN SHUTDOWN)

+5VSD -> 5.0 VOLTS (FOR CALL PROGRESS) ON IN RUN ONLY.

TRICKLE_5V -> 5.0 VOLTS ALWAYS ON.

NOTICE OF PROPRIETARY PROPERTY

THE INFORMATION CONTAINED HEREIN IS THE PROPRIETARY PROPERTY OF APPLE COMPUTER, INC. THE POSSESSOR AGREES TO THE FOLLOWING

I TO MAINTAIN THE DOCUMENT IN CONFIDENCE
II NOT TO REPRODUCE OR COPY IT
III NOT TO REVEAL OR PUBLISH IN WHOLE OR PART

APPLE COMPUTER INC.

SIZE	DRAWING NUMBER	REV.
D	051-6101	12

SCALE NONE — SHT 29 OF 44

www.laptop-schematics.com

CR-30

PART#	QTY	DESCRIPTION	REFERENCE DESIGNATOR(S)	CRITICAL	BOM OPTION
514-0029	1	CONN,RCPT,R/A,3.5MMHDPHNE,6.5MM H,NMH,3P	J9	PROJECT	

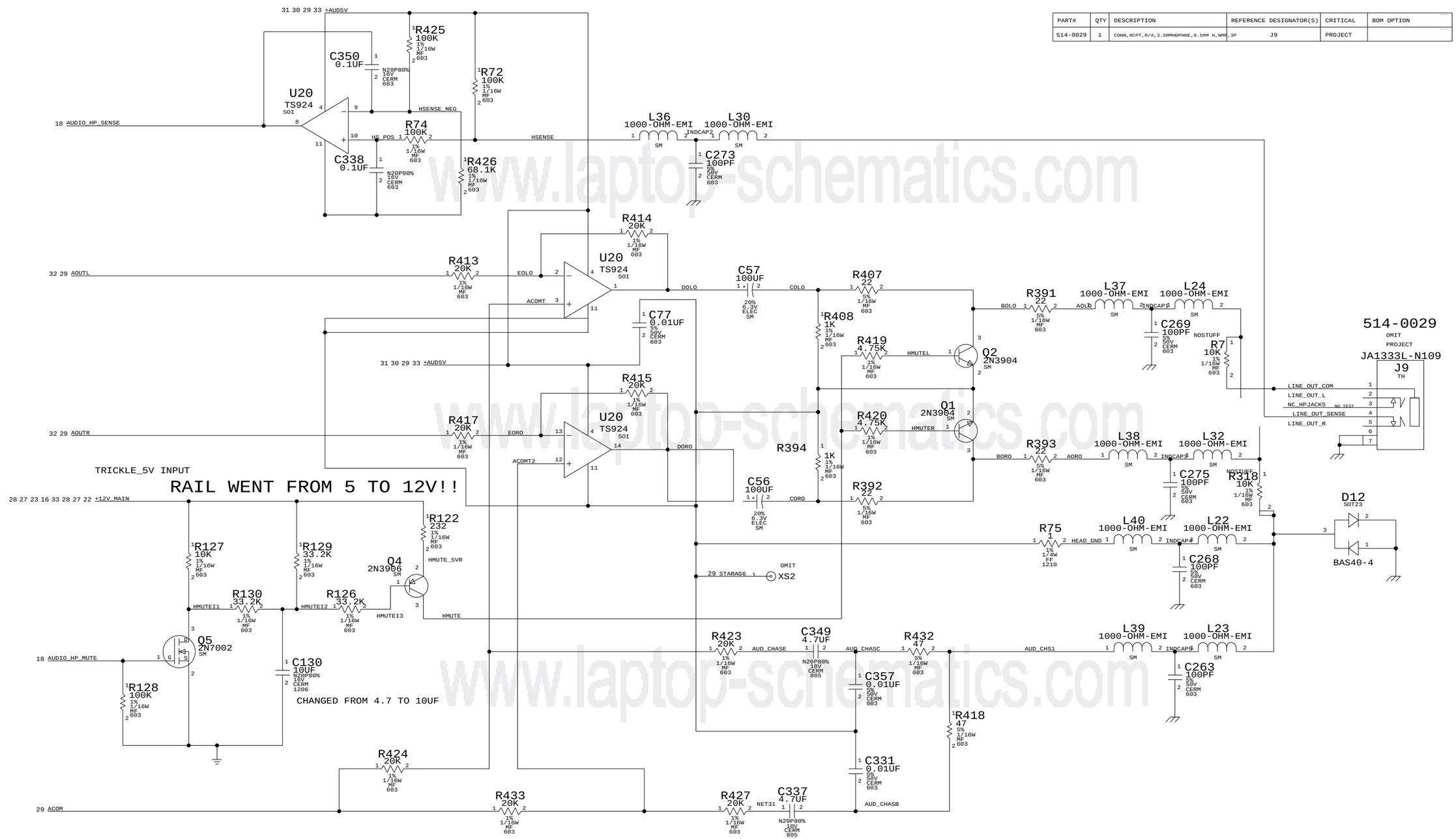

www.laptop-schematics.com

NOTICE OF PROPRIETARY PROPERTY

THE INFORMATION CONTAINED HEREIN IS THE PROPRIETARY PROPERTY OF APPLE COMPUTER, INC. THE POSSESSOR AGREES TO THE FOLLOWING

I TO MAINTAIN THE DOCUMENT IN CONFIDENCE
II NOT TO REPRODUCE OR COPY IT
III NOT TO REVEAL OR PUBLISH IN WHOLE OR PART

TUMBLER AUDIO, HEADPHONE DRIVER

APPLE COMPUTER INC.

SIZE	DRAWING NUMBER	REV.
D	051-6101	12
SCALE NONE	SHT 30 OF 44	

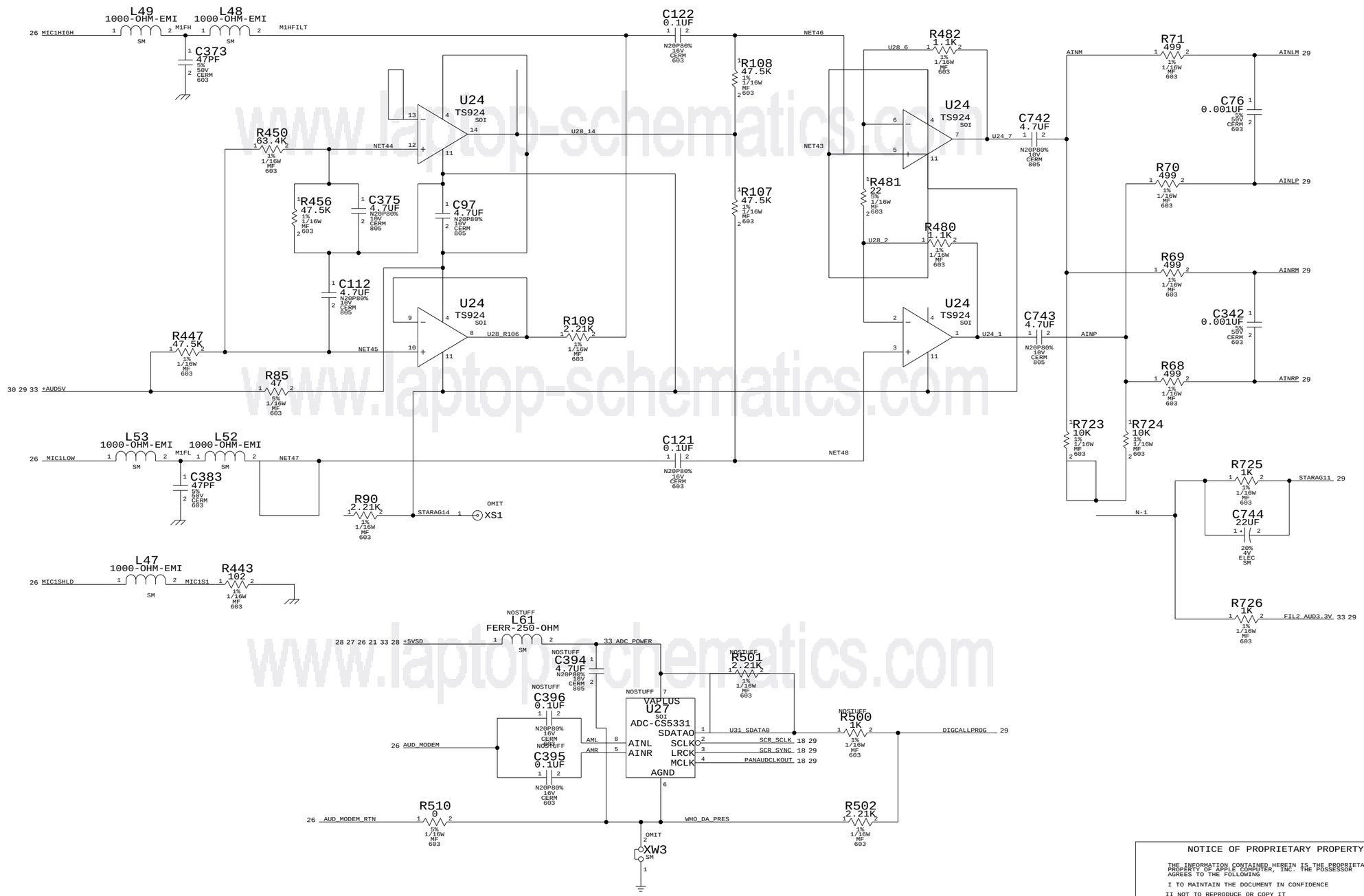

www.laptop-schematics.com

TUMBLER AUDIO, MICROPHONE PREAMP AND MODEM CALL PROGRESS

NOTICE OF PROPRIETARY PROPERTY

THE INFORMATION CONTAINED HEREIN IS THE PROPRIETARY PROPERTY OF APPLE COMPUTER, INC. THE POSSESSOR AGREES TO THE FOLLOWING

I TO MAINTAIN THE DOCUMENT IN CONFIDENCE

II NOT TO REPRODUCE OR COPY IT

III NOT TO REVEAL OR PUBLISH IN WHOLE OR PART

APPLE COMPUTER INC.

SIZE	DRAWING NUMBER	REV.
D	051-6101	12
SCALE NONE	SHT 31 OF 44	

CR-32

PART#	QTY	DESCRIPTION	REFERENCE DESIGNATOR(S)	CRITICAL	BOM OPTION
514-0020	1	CONN,2.5MM PH JACK,RT ANG,6-P,NMP	J7	PROJECT	

SIG_NAME	MIN_LINE_WIDTH	VOLTAGE	MIN_NECK_WIDTH
OUTP1	25		10
OUTP2	25		10
OUTM1	25		10
OUTM2	25		10
OUTP1FILT	25		10
OUTP2FILT	25		10
OUTM1FILT	25		10
OUTM2FILT	25		10
SPKR_L+	25		10
SPKR_L-	25		10
SPKR_R+	25		10
SPKR_R-	25		10

ID ROM V(IL) = 0.5V
RISETIME SENSITIVE; SW PROVIDES 4US INTERBIT GAP

514-0020

TUMBLER AUDIO, POWER AMP.

NOTICE OF PROPRIETARY PROPERTY

THE INFORMATION CONTAINED HEREIN IS THE PROPRIETARY PROPERTY OF APPLE COMPUTER, INC. THE POSSESSOR AGREES TO THE FOLLOWING

I TO MAINTAIN THE DOCUMENT IN CONFIDENCE
II NOT TO REPRODUCE OR COPY IT
III NOT TO REVEAL OR PUBLISH IN WHOLE OR PART

APPLE COMPUTER INC.

SIZE	DRAWING NUMBER	REV.
D	051-6101	12
SCALE NONE	SHT 32 OF 44	

www.laptop-schematics.com

CR-33

PART#	QTY	DESCRIPTION	REFERENCE DESIGNATOR(S)	BOM OPTION
051-6101	1	SCHEM,PCBA,P11	PCB1	
056-0862	1	DESIGN GUIDE	PCB1	
DESIGN IF SPECIAL G3 NEEDED> 056-0928	1	DWG,DSGN GD,MLB,P11	PCB1	OMIT
613-3302	1	GEN DWG, PCBA MECH SUBASSY	PCB1	
820-1257	1	PCBF,MLB,P11	PCB1	

HARDWARE

410-1105	2	WIRELESS CONENCTOR SCREW	J22,J22	
835-0101	2	WIRELESS CONNECTOR NUT	J22,J22	
600-9413	1	HEATSINK,MONICA,REAL	U22	OMIT
730-0231	1	HEATSINK,MONICA,STEALTH	U22	OMIT
730-0214	1	HEATSINK,MICROPROCESSOR	U13	OMIT
730-0202	1	HEATSINK,MICROPROCESSOR	U13	OMIT
730-0217	1	HEATSINK,PANGEA	U6	STEALTH
730-0217	1	HEATSINK,PANGEA	U6	REAL
600-9414	1	HEATSINK,TRIPATH,REAL	U4	OMIT
730-0230	1	HEATSINK,TRIPATH,STEALTH	U4	OMIT
875-0498	1	GAP FILLER VGER CPU	U13	REAL

MODEM/MISC

PART#	QTY	DESCRIPTION	REFERENCE DESIGNATOR(S)	CRITICAL	BOM OPTION
525-0057	1	BATTERY HOLDER	BT1		
825-2029	1	LABEL,SERIAL NUMBER BARCODE	PCB1		
617-0186	1	MODEM, SPRING, W/RJ11	J12	PROJECT	OMIT
617-0201	1	MODEM, DASH, W/RJ11	J12	PROJECT	OMIT
617-0205	1	MODEM, DASH, W/NO RJ11	J12	PROJECT	OMIT
617-0212	1	EMI FILTER PCB,DASH,W/NO RJ11	J12	PROJECT	OMIT
617-0196	1	MODEM, B4, W/NO RJ11	J12	PROJECT	OMIT
617-0196	1	MODEM, AU5, W/NO RJ11	J12	PROJECT	OMIT

617-0196 ALSO REQUIRES DONGLE 611-0138, BUT THAT IS INCLUDED IN ACCESSORY KIT

PART#	QTY	DESCRIPTION	REFERENCE DESIGNATOR(S)	CRITICAL	BOM OPTION
617-0213	1	MODEM, SPRING2, W/NO RJ11	J12	PROJECT	OMIT
617-0212	1	EMI FILTER PCB,SPRING2,W/NO RJ11	J12	PROJECT	OMIT

SODIMMS

PART#	QTY	DESCRIPTION	REFERENCE DESIGNATOR(S)	CRITICAL	BOM OPTION
333-0336	1	IC,SDRAM,64MB ,PC100,SODIMM	J21	PROJECT	OMIT
333-0360	1	IC,SDRAM,128MB,PC100,SODIMM	J21	PROJECT	OMIT
MICRON> 333-0362	1	IC,SDRAM,256MB,PC100,MICRON,SODIMM	J21	PROJECT	OMIT
SAMSUNG/HUNDAI> 333-0363	1	IC,SDRAM,256MB,PC100,SAM/HYUN,SODIMM	J21	PROJECT	OMIT
333-0364	1	IC,SDRAM,512MB,PC100,SODIMM	J21	PROJECT	OMIT

168 PIN DIMMS

333-0112	1	IC,SDRAM,64MB,PC100,4BK,168P DIMM	J19	PROJECT	OMIT
333-0346	1	IC,SDRAM,128MB,PC100,4BK,168P DIMM	J19	PROJECT	OMIT
333-0347	1	IC,SDRAM,256MB,PC100,4BK,168P DIMM	J19	PROJECT	OMIT
333-0349	1	IC,SDRAM,512MB,PC100,4BK,168P DIMM	J19	PROJECT	OMIT

HOLES AND SLOTS

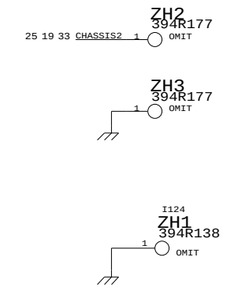

SIG_NAME	MIN_LINE_WIDTH	VOLTAGE	MIN_NECK_WIDTH
+5V	200	5	10
+3.3V	25	3.3	10
+12V	100	12	10
	25	0	10
	25	0	10
CPU0VDD	25	1.8	10
VGER_VCORE	15	2.0	10
+AVDD_CPU	25	2.0	10
L3_0VDD	15	1.5	10
L3_CORE	15	2.5	10
PANGEA_AVDD5	10	1.8	10
PANGEA_AVDD4	10	3.3	10
+12VSD_FILT	100	12	10
AGPVDD	10	3.3	10
PANGEA_AVDD6	10	3.3	7
AGPVREF	10	1.32	10
GRAPH_CORE	25	1.9	10
+5VSD	100	5	10
+12VSD	100	12	10
IFP_AVCC	10	3.3	10
MAINCLK_VDD	25	3.3	10
IFP0AVCC	10	3.3	7
DACVDD	10	3.3	10
FB2_5	25	2.5	10
M_VREF1	10	1.25	10
M_VREF2	10	1.25	10
PANGEA_AMVDD	10	3.3	10
PANGEA_TEI		0	10
ETH_RXD_PD		0	10
GBE_REFCLK		0	10
PANGEAVCORE	25	2.5	10
VCCA	10	3.3	10
VCCTXFM	10	3.3	10
PHYAD		0	10
ENET_TST		0	10
ENETCNT		0	10
PWRDWN		0	10
FW_PHY_3_3	10	3.3	10
3.8V_TRICKLE	10	3.8	10
3.3V_TO_FW	10	3.3	10
G_SSCLK_VDD	25	3.3	10
FW_VP_2	40	30	10
FW_VP_1	40	30	10
FW_VP	40	30	10
FW_VGND	40	0	10
AUDAMPPOWER	70	12	10
12V_LP_FILT	25	12	10
12V_FILT	25	12	10
J14_10	25	3.3	10
LED_RET	25	5	10
LED_RET_FILT	25	5	10
XS_SPKR	70	0	10

SIG_NAME	MIN_LINE_WIDTH	VOLTAGE	MIN_NECK_WIDTH
CHASSIS2	25	0	10
KS5VSD	15	5	10
LED_5V	25	5	10
LED_5V_FILT	25	5	10
PANGEA_VDDA3	10	3.3	7
PANGEA_VDDA2	10	3.3	10
PANGEA_VDDA1	10	3.3	10
VDD_USB	10	3.3	7
USB_PWR_AB		3.3	10
USB_PWR_CD		3.3	10
USB_PWR_FLT		5	10
AUD_STAR	10	0	10
USB_PWR	200	5	10
USB1_PWR	200	5	10
USB1_GND	200	0	10
USB2_PWR	200	5	10
USB2_GND	200	0	10
USB3_PWR	200	5	10
USB3_GND	200	0	10
PMU_POWER	10	3.3	10
PMU_AVCC	10	3.3	10
+3.3VFPD	25	3.3	10
DDC_VCC_3	10	3.3	10
INT_TMDS_3V	10	3.3	10
3_5_HONKER	50	3.5	25
DETECT_5VT		3.3	10
+12V_MAIN	600	12	25
+12V_DROPPED	50	12	10
UIDE_IOCS16_L		5	10
+12VSDA	100	12	10
+5VSD_T	40	5	10
+12VSD_T	40	12	10
+AUD5V	10	5	10
FIL2_DIG3.3V	10	3.3	10
ADC_POWER	40	5	10
DIG_AUD3.3V	10	3.3	10
FIL_AUD3.3V	10	3.3	10
+AUD3.3V	15	3.3	10
AUD_STAR	15	0	10
FIL2_AUD3.3V	10	3.3	10
AUDAMP5V	10	5	10
SPKR_RTN	100	0	10
DDC_VCC_5	50	0	10
FUSED_DDC_5V	50	0	10

I/O CONNECTORS

USB	SHEET 18	J2, J3, J5
ETHERNET	SHEET 14	J1
FIREWIRE	SHEET 15	J4, J6
VGA	SHEET 24	J8
HEADPHONE	SHEET 29	J9
MODEM	MODEM SCHEM	MODEM SCHEM
DC IN	SHEET 26	J15
SPKR	SHEET 31	J7

Holes and Slots AND EMC INFO

NOTICE OF PROPRIETARY PROPERTY

THE INFORMATION CONTAINED HEREIN IS THE PROPRIETARY PROPERTY OF APPLE COMPUTER, INC. THE POSSESSOR AGREES TO THE FOLLOWING

I TO MAINTAIN THE DOCUMENT IN CONFIDENCE

II NOT TO REPRODUCE OR COPY IT

III NOT TO REVEAL OR PUBLISH IN WHOLE OR PART

APPLE COMPUTER INC.

SIZE	DRAWING NUMBER	REV.
D	051-6101	12
SCALE NONE	SHT 33 OF 44	

www.laptop-schematics.com

CR-34

SIG_NAME	PULSE_PARAM	MAX_VIA_COUNT	NET_SCHED	DELAY_RULE	STUB_LENGTH	NET_SPACING_TYPE	
CPU_DATA<0>	100000000::	6		::2000:4500	200		OUT 3 5 24 5 24
CPU_DATA<1>	100000000::	6		::2000:4500	200		OUT 3 5 24 5 24
CPU_DATA<2>	100000000::	6		::2000:4500	200		OUT 3 5 24 5 24
CPU_DATA<3>	100000000::	6		::2000:4500	200		OUT 3 5 24 5 24
CPU_DATA<4>	100000000::	6		::2000:4500	200		OUT 3 5 24 5 24
CPU_DATA<5>	100000000::	6		::2000:4500	200		OUT 3 5 24 5 24
CPU_DATA<6>	100000000::	6		::2000:4500	200		OUT 3 5 24 5 24
CPU_DATA<7>	100000000::	6		::2000:4500	200		OUT 3 5 24 5 24
CPU_DATA<8>	100000000::	6		::2000:4500	200		OUT 3 5 24 5 24
CPU_DATA<9>	100000000::	6		::2000:4500	200		OUT 3 5 24 5 24
CPU_DATA<10>	100000000::	6		::2000:4500	200		OUT 3 5 24 5 24
CPU_DATA<11>	100000000::	6		::2000:4500	200		OUT 3 5 24 5 24
CPU_DATA<12>	100000000::	6		::2000:4500	200		OUT 3 5 24 5 24
CPU_DATA<13>	100000000::	6		::2000:4500	200		OUT 3 5 24 5 24
CPU_DATA<14>	100000000::	6		::2000:4500	200		OUT 3 5 24 5 24
CPU_DATA<15>	100000000::	6		::2000:4500	200		OUT 3 5 24 5 24
CPU_DATA<16>	100000000::	6		::2000:4500	200		OUT 3 5 24 5 24
CPU_DATA<17>	100000000::	6		::2000:4500	200		OUT 3 5 24 5 24
CPU_DATA<18>	100000000::	6		::2000:4500	200		OUT 3 5 24 5 24
CPU_DATA<19>	100000000::	6		::2000:4500	200		OUT 3 5 24 5 24
CPU_DATA<20>	100000000::	6		::2000:4500	200		OUT 3 5 24 5 24
CPU_DATA<21>	100000000::	6		::2000:4500	200		OUT 3 5 24 5 24
CPU_DATA<22>	100000000::	6		::2000:4500	200		OUT 3 5 24 5 24
CPU_DATA<23>	100000000::	6		::2000:4500	200		OUT 3 5 24 5 24
CPU_DATA<24>	100000000::	6		::2000:4500	200		OUT 3 5 24 5 24
CPU_DATA<25>	100000000::	6		::2000:4500	200		OUT 3 5 24 5 24
CPU_DATA<26>	100000000::	6		::2000:4500	200		OUT 3 5 24 5 24
CPU_DATA<27>	100000000::	6		::2000:4500	200		OUT 3 5 24 5 24
CPU_DATA<28>	100000000::	6		::2000:4500	200		OUT 3 5 24 5 24
CPU_DATA<29>	100000000::	6		::2000:4500	200		OUT 3 5 24 5 24
CPU_DATA<30>	100000000::	6		::2000:4500	200		OUT 3 5 24 5 24
CPU_DATA<31>	100000000::	6		::2000:4500	200		OUT 3 5 24 5 24
CPU_DATA<32>	100000000::	6		::2000:4500	200		OUT 3 5 24 5 24
CPU_DATA<33>	100000000::	6		::2000:4500	200		OUT 3 5 24 5 24
CPU_DATA<34>	100000000::	6		::2000:4500	200		OUT 3 5 24 5 24
CPU_DATA<35>	100000000::	6		::2000:4500	200		OUT 3 5 24 5 24
CPU_DATA<36>	100000000::	6		::2000:4500	200		OUT 3 5 24 5 24
CPU_DATA<37>	100000000::	7		::2000:4500	200		OUT 3 5 24 5 24
CPU_DATA<38>	100000000::	6		::2000:4500	200		OUT 3 5 24 5 24
CPU_DATA<39>	100000000::	6		::2000:4500	200		OUT 3 5 24 5 24
CPU_DATA<40>	100000000::	6		::2000:4500	200		OUT 3 5 24 5 24
CPU_DATA<41>	100000000::	6		::2000:4500	200		OUT 3 5 24 5 24
CPU_DATA<42>	100000000::	6		::2000:4500	200		OUT 3 5 24 5 24
CPU_DATA<43>	100000000::	6		::2000:4500	200		OUT 3 5 24 5 24
CPU_DATA<44>	100000000::	6		::2000:4500	200		OUT 3 5 24 5 24
CPU_DATA<45>	100000000::	6		::2000:4500	200		OUT 3 5 24 5 24
CPU_DATA<46>	100000000::	6		::2000:4500	200		OUT 3 5 24 5 24
CPU_DATA<47>	100000000::	6		::2000:4500	200		OUT 3 5 24 5 24
CPU_DATA<48>	100000000::	6		::2000:4500	200		OUT 3 5 24 5 24
CPU_DATA<49>	100000000::	6		::2000:4500	200		OUT 3 5 24 5 24
CPU_DATA<50>	100000000::	6		::2000:4500	200		OUT 3 5 24 5 24
CPU_DATA<51>	100000000::	6		::2000:4500	200		OUT 3 5 24 5 24
CPU_DATA<52>	100000000::	6		::2000:4500	200		OUT 3 5 24 5 24
CPU_DATA<53>	100000000::	6		::2000:4500	200		OUT 3 5 24 5 24
CPU_DATA<54>	100000000::	6		::2000:4500	200		OUT 3 5 24 5 24
CPU_DATA<55>	100000000::	6		::2000:4500	200		OUT 3 5 24 5 24
CPU_DATA<56>	100000000::	6		::2000:4500	200		OUT 3 5 24 5 24
CPU_DATA<57>	100000000::	6		::2000:4500	200		OUT 3 5 24 5 24
CPU_DATA<58>	100000000::	6		::2000:4500	200		OUT 3 5 24 5 24
CPU_DATA<59>	100000000::	6		::2000:4500	200		OUT 3 5 24 5 24
CPU_DATA<60>	100000000::	6		::2000:4500	200		OUT 3 5 24 5 24
CPU_DATA<61>	100000000::	6		::2000:4500	200		OUT 3 5 24 5 24
CPU_DATA<62>	100000000::	6		::2000:4500	200		OUT 3 5 24 5 24
CPU_DATA<63>	100000000::	7		::2000:4500	200		OUT 3 5 24 5 24

SIG_NAME	PULSE_PARAM	MAX_VIA_COUNT	NET_SCHED	DELAY_RULE	STUB_LENGTH	NET_SPACING_TYPE	
KEY PANGEA TIMING CPU_BR*	100000000::	6		::2000:4500			OUT 3 24 5 20
KEY PANGEA TIMING TS*	100000000::	6		::2000:4500			OUT 3 5 24 20
TBST*	100000000::	6		::2000:4500			OUT 3 5 24 20
AACK*	100000000::	6		::2000:4500	200		OUT 5 24 3 20
KEY PANGEA TIMING ARTRY*	100000000::	6		::2000:4500	200		OUT 3 5 24 20
DBWO*	100000000::	6		::2000:4500	200		OUT 5 24 3 20
KEY PANGEA TIMING QREQ*	100000000::	6		::2000:4500	200		OUT 3 24 5 20
QACK*	100000000::	8		::2000:4500	200		OUT 5 24 3
TA*	100000000::	6		::2000:4500	200		OUT 5 24 3 20
TEA*	100000000::	6		::2000:4500	200		OUT 5 24 3 20
TT<0>	100000000::	6		::2000:4500			OUT 3 5 24 20
TT<1>	100000000::	6		::2000:4500			OUT 3 5 24 20
TT<2>	100000000::	6		::2000:4500			OUT 3 5 24 20
TT<3>	100000000::	6		::2000:4500			OUT 3 5 24 20
TT<4>	100000000::	6		::2000:4500			OUT 3 5 24 20
TSIZ<0>	100000000::	6		::2000:4500	200		OUT 3 5 24
TSIZ<1>	100000000::	6		::2000:4500	200		OUT 3 5 24
TSIZ<2>	100000000::	6		::2000:4500	200		OUT 3 5 24
CPU_ADDR<0>	100000000::	6		::2000:4500	200		OUT 3 5 24 3 5 24
CPU_ADDR<1>	100000000::	6		::2000:4500	200		OUT 3 5 24 3 5 24
CPU_ADDR<2>	100000000::	6		::2000:4500	200		OUT 3 5 24 3 5 24
CPU_ADDR<3>	100000000::	6		::2000:4500	200		OUT 3 5 24 3 5 24
CPU_ADDR<4>	100000000::	6		::2000:4500	200		OUT 3 5 24 3 5 24
CPU_ADDR<5>	100000000::	6		::2000:4500	200		OUT 3 5 24 3 5 24
CPU_ADDR<6>	100000000::	6		::2000:4500	200		OUT 3 5 24 3 5 24
CPU_ADDR<7>	100000000::	6		::2000:4500	200		OUT 3 5 24 3 5 24
CPU_ADDR<8>	100000000::	6		::2000:4500	200		OUT 3 5 24 3 5 24
CPU_ADDR<9>	100000000::	6		::2000:4500	200		OUT 3 5 24 3 5 24
CPU_ADDR<10>	100000000::	6		::2000:4500	200		OUT 3 5 24 3 5 24
CPU_ADDR<11>	100000000::	6		::2000:4500	200		OUT 3 5 24 3 5 24
CPU_ADDR<12>	100000000::	6		::2000:4500	200		OUT 3 5 24 3 5 24
CPU_ADDR<13>	100000000::	6		::2000:4500	200		OUT 3 5 24 3 5 24
CPU_ADDR<14>	100000000::	6		::2000:4500	200		OUT 3 5 24 3 5 24
CPU_ADDR<15>	100000000::	6		::2000:4500	200		OUT 3 5 24 3 5 24
CPU_ADDR<16>	100000000::	6		::2000:4500	200		OUT 3 5 24 3 5 24
CPU_ADDR<17>	100000000::	6		::2000:4500	200		OUT 3 5 24 3 5 24
CPU_ADDR<18>	100000000::	6		::2000:4500	200		OUT 3 5 24 3 5 24
CPU_ADDR<19>	100000000::	6		::2000:4500	200		OUT 3 5 24 3 5 24
CPU_ADDR<20>	100000000::	6		::2000:4500	220		OUT 3 5 24 3 5 24
CPU_ADDR<21>	100000000::	6		::2000:4500	200		OUT 3 5 24 3 5 24
CPU_ADDR<22>	100000000::	6		::2000:4500	200		OUT 3 5 24 3 5 24
CPU_ADDR<23>	100000000::	6		::2000:4500	200		OUT 3 5 24 3 5 24
CPU_ADDR<24>	100000000::	6		::2000:4500	200		OUT 3 5 24 3 5 24
CPU_ADDR<25>	100000000::	6		::2000:4500	200		OUT 3 5 24 3 5 24
CPU_ADDR<26>	100000000::	6		::2000:4500	200		OUT 3 5 24 3 5 24
CPU_ADDR<27>	100000000::	6		::2000:4500	200		OUT 3 5 24 3 5 24
CPU_ADDR<28>	100000000::	6		::2000:4500	200		OUT 3 5 24 3 5 24
CPU_ADDR<29>	100000000::	6		::2000:4500	200		OUT 3 5 24 3 5 24
CPU_ADDR<30>	100000000::	6		::2000:4500	200		OUT 3 5 24 3 5 24
CPU_ADDR<31>	100000000::	6		::2000:4500	200		OUT 3 5 24 3 5 24
GBL*	100000000::	6		::2000:4500			OUT 3 5 24 20
CPU_DBG*	100000000::	6		::2000:4500			OUT 5 24 3 20
CPU_BG*	100000000::	6		::2000:4500	200		OUT 3 5 24 20
WT*	100000000::	6		::2000:4500	200		OUT 3 5 24 20
CI*	100000000::	6		::2000:4500	210		OUT 3 5 24 20

www.laptopschematics.com

NOTICE OF PROPRIETARY PROPERTY

THE INFORMATION CONTAINED HEREIN IS THE PROPRIETARY PROPERTY OF APPLE COMPUTER, INC. THE POSSESSOR AGREES TO THE FOLLOWING

I TO MAINTAIN THE DOCUMENT IN CONFIDENCE
II NOT TO REPRODUCE OR COPY IT
III NOT TO REVEAL OR PUBLISH IN WHOLE OR PART

CONSTRAINTS -- CPU BUS

APPLE COMPUTER INC.

SIZE	DRAWING NUMBER	REV.
D	051-6101	12
SCALE NONE	SHT 34 OF 44	

CR-35

SIG_NAME	PULSE_PARAM	MAX_VIA_COUNT	DELAY_RULE	STUB_LENGTH	NET_SPACING_TYPE	NET_SCHED	
MDATA<0>	100000000::	6	::1850:4400	200		U6.AG1 J21.3 J19.2	OUT 6
MDATA<1>	100000000::	6	::1850:4400	200		U6.AF3 J21.5 J19.3	OUT 6
MDATA<2>	100000000::	6	::1850:4400	200		U6.AF1 J21.7 J19.4	OUT 6
MDATA<3>	100000000::	6	::1850:4400	200		U6.AE2 J21.9 J19.5	OUT 6
MDATA<4>	100000000::	6	::1850:4400	200		U6.AE1 J21.13 J19.7	OUT 6
MDATA<5>	100000000::	6	::1850:4400	200		U6.AD2 J21.15 J19.8	OUT 6
MDATA<6>	100000000::	6	::1850:4400	200		U6.AD1 J21.17 J19.9	OUT 6
MDATA<7>	100000000::	6	::1850:4400	200		U6.AC2 J21.19 J19.10	OUT 6
MDATA<8>	100000000::	6	::1850:4400	200		U6.Y1 J21.37 J19.11	OUT 6
MDATA<9>	100000000::	6	::1850:4400	200		U6.Y2 J21.39 J19.13	OUT 6
MDATA<10>	100000000::	6	::1850:4400	200		U6.W1 J21.41 J19.14	OUT 6
MDATA<11>	100000000::	6	::1850:4400	200		U6.W2 J21.43 J19.15	OUT 6
MDATA<12>	100000000::	6	::1850:4400	200		U6.V2 J21.47 J19.16	OUT 6
MDATA<13>	100000000::	6	::1850:4400	200		U6.U2 J21.49 J19.17	OUT 6
MDATA<14>	100000000::	6	::1850:4400	200		U6.T1 J21.51 J19.19	OUT 6
MDATA<15>	100000000::	6	::1850:4400	200		U6.T2 J21.53 J19.20	OUT 6
MDATA<16>	100000000::	6	::1850:4400	200		U6.R1 J21.83 J19.55	OUT 6
MDATA<17>	100000000::	6	::1850:4400	200		U6.R2 J21.85 J19.56	OUT 6
MDATA<18>	100000000::	6	::1850:4400	200		U6.P3 J21.87 J19.57	OUT 6
MDATA<19>	100000000::	6	::1850:4400	200		U6.P2 J21.89 J19.58	OUT 6
MDATA<20>	100000000::	6	::1850:4400	200		U6.N1 J21.93 J19.60	OUT 6
MDATA<21>	100000000::	6	::1850:4400	200		U6.N2 J21.95 J19.65	OUT 6
MDATA<22>	100000000::	6	::1850:4400	200		U6.M1 J21.97 J19.66	OUT 6
MDATA<23>	100000000::	6	::1850:4400	200		U6.M2 J21.99 J19.67	OUT 6
MDATA<24>	100000000::	6	::1850:4400	200		U6.J2 J21.121 J19.69	OUT 6
MDATA<25>	100000000::	6	::1850:4400	200		U6.H2 J21.123 J19.70	OUT 6
MDATA<26>	100000000::	6	::1850:4400	200		U6.G1 J21.125 J19.71	OUT 6
MDATA<27>	100000000::	6	::1850:4400	200		U6.G2 J21.127 J19.72	OUT 6
MDATA<28>	100000000::	6	::1850:4400	200		U6.F1 J21.131 J19.74	OUT 6
MDATA<29>	100000000::	6	::1850:4400	200		U6.F2 J21.133 J19.75	OUT 6
MDATA<30>	100000000::	6	::1850:4400	200		U6.E1 J21.135 J19.76	OUT 6
MDATA<31>	100000000::	6	::1850:4400	200		U6.H3 J21.137 J19.77	OUT 6
MDATA<32>	100000000::	6	::1850:4400	200		U6.AD3 J21.4 J19.86	OUT 6
MDATA<33>	100000000::	6	::1850:4400	200		U6.AD5 J21.6 J19.87	OUT 6
MDATA<34>	100000000::	6	::1850:4400	200		U6.AC3 J21.8 J19.88	OUT 6
MDATA<35>	100000000::	6	::1850:4400	200		U6.AC5 J21.10 J19.89	OUT 6
MDATA<36>	100000000::	6	::1850:4400	200		U6.AC6 J21.14 J19.91	OUT 6
MDATA<37>	100000000::	6	::1850:4400	200		U6.AC7 J21.16 J19.92	OUT 6
MDATA<38>	100000000::	6	::1850:4400	200		U6.AB6 J21.18 J19.93	OUT 6
MDATA<39>	100000000::	6	::1850:4400	200		U6.AB7 J21.20 J19.94	OUT 6
MDATA<40>	100000000::	6	::1850:4400	200		U6.AA5 J21.38 J19.95	OUT 6
MDATA<41>	100000000::	6	::1850:4400	200		U6.AA6 J21.40 J19.97	OUT 6
MDATA<42>	100000000::	6	::1850:4400	200		U6.AA7 J21.42 J19.98	OUT 6
MDATA<43>	100000000::	6	::1850:4400	200		U6.AC1 J21.44 J19.99	OUT 6
MDATA<44>	100000000::	6	::1850:4400	200		U6.V3 J21.48 J19.100	OUT 6
MDATA<45>	100000000::	6	::1850:4400	200		U6.V5 J21.50 J19.101	OUT 6
MDATA<46>	100000000::	6	::1850:4400	200		U6.V6 J21.52 J19.103	OUT 6
MDATA<47>	100000000::	6	::1850:4400	200		U6.W7 J21.54 J19.104	OUT 6
MDATA<48>	100000000::	6	::1850:4400	200		U6.U3 J21.84 J19.139	OUT 6
MDATA<49>	100000000::	6	::1850:4400	200		U6.U5 J21.86 J19.140	OUT 6
MDATA<50>	100000000::	6	::1850:4400	200		U6.U6 J21.88 J19.141	OUT 6
MDATA<51>	100000000::	6	::1850:4400	200		U6.U7 J21.90 J19.142	OUT 6
MDATA<52>	100000000::	6	::1850:4400	200		U6.R6 J21.94 J19.144	OUT 6
MDATA<53>	100000000::	6	::1850:4400	200		U6.R7 J21.96 J19.149	OUT 6
MDATA<54>	100000000::	6	::1850:4400	200		U6.P5 J21.98 J19.150	OUT 6
MDATA<55>	100000000::	6	::1850:4400	200		U6.P6 J21.100 J19.151	OUT 6
MDATA<56>	100000000::	6	::1850:4400	200		U6.L6 J21.122 J19.153	OUT 6
MDATA<57>	100000000::	6	::1850:4400	200		U6.L7 J21.124 J19.154	OUT 6
MDATA<58>	100000000::	6	::1850:4400	200		U6.K6 J21.126 J19.155	OUT 6
MDATA<59>	100000000::	6	::1850:4400	200		U6.K7 J21.128 J19.156	OUT 6
MDATA<60>	100000000::	6	::1850:4400	200		U6.J3 J21.132 J19.158	OUT 6
MDATA<61>	100000000::	6	::1850:4400	200		U6.J5 J21.134 J19.159	OUT 6
MDATA<62>	100000000::	6	::1850:4400	200		U6.J6 J21.136 J19.160	OUT 6
MDATA<63>	100000000::	6	::1850:4400	200		U6.J7 J21.138 J19.161	OUT 6

SIG_NAME	PULSE_PARAM	MAX_VIA_COUNT	MIN_LINE_WIDTH	NET_SCHED	DELAY_RULE	MAX_EXPOSED_LENGTH	STUB_LENGTH	NET_SPACING_TYPE	
PANGEAMCLK<1>	100000000::	3	6		::1800:2000		100	10 MIL SPACING	OUT 6 7
PANGEAMCLK<3>	100000000::	3	6		::1800:2000		100	10 MIL SPACING	OUT 6 7
PANGEAMCLK<4>	100000000::	3	6		::1800:2000		100	10 MIL SPACING	OUT 6 7
PANGEAMCLK<5>	100000000::	3	6		::1800:2000		100	10 MIL SPACING	OUT 6 7
PANGEAMCLK<6>	100000000::	3	6		::1800:2000		100	10 MIL SPACING	OUT 6 7
PANGEAMCLK<7>	100000000::	3	6		::1800:2000		100	10 MIL SPACING	OUT 6 7
MAINCLK_XIN	100000000::				::1800:2000			10 MIL SPACING	OUT 7
MAINCLK_XOUT	100000000::				::1800:2000			10 MIL SPACING	OUT 7
MCLK<1>	100000000::	4	6	J21.74 R550.2 R680.2	::2000:3500	250		10 MIL SPACING	OUT 6 7
MCLK<3>	100000000::	4	6	J21.61 R556.2 R668.2	::2000:3500	250		10 MIL SPACING	OUT 6 7
MCLK<4>	100000000::	4	6	J19.42 R547.2 R560.2	::2000:3500	250		10 MIL SPACING	OUT 6 7
MCLK<5>	100000000::	4	6	J19.125 R543.2 R580.2	::2000:3500	250		10 MIL SPACING	OUT 6 7
MCLK<6>	100000000::	4	6	J19.79 R558.2 R572.2	::2000:4500	250		10 MIL SPACING	OUT 6 7
MCLK<7>	100000000::	4	6	J19.163 R552.2 R656.2	::2000:4500	250		10 MIL SPACING	OUT 6 7
MCLKOUT<1>	100000000::	2	6		:::250			10 MIL SPACING	OUT 7
MCLKOUT<3>	100000000::	2	6		:::250			10 MIL SPACING	OUT 7
MCLKOUT<4>	100000000::	2	6		:::250			10 MIL SPACING	OUT 7
MCLKOUT<5>	100000000::	2	6		:::250			10 MIL SPACING	OUT 7
MCLKOUT<6>	100000000::	2	6		:::250			10 MIL SPACING	OUT 7
MCLKOUT<7>	100000000::	2	6		:::250			10 MIL SPACING	OUT 7
M_ADDR<0>	100000000::	4			::400:1200		200		OUT 6 8
M_ADDR<1>	100000000::	4			::400:1200		200		OUT 6 8
M_ADDR<2>	100000000::	4			::400:1200		200		OUT 6 8
M_ADDR<3>	100000000::	4			::400:1200		200		OUT 6 8
M_ADDR<4>	100000000::	4			::400:1200		200		OUT 6 8
M_ADDR<5>	100000000::	4			::400:1200		200		OUT 6 8
M_ADDR<6>	100000000::	4			::400:1200		200		OUT 6 8
M_ADDR<7>	100000000::	4			::400:1200		200		OUT 6 8
M_ADDR<8>	100000000::	4			::400:1200		200		OUT 6 8
M_ADDR<9>	100000000::	4			::400:1200		200		OUT 6 8
M_ADDR<10>	100000000::	4			::400:1200		200		OUT 6 8
M_ADDR<11>	100000000::	4			::400:1200		200		OUT 6 8
M_ADDR<12>	100000000::	4			::400:1200		200		OUT 6 8
TERM_M_ADDR<0>	100000000::	8		RP33.2 J21.29 RP29.8	::1100:3200				OUT 6 8 6 8
TERM_M_ADDR<1>	100000000::	8		RP9.4 J21.31 RP29.7	::1100:3200				OUT 6 8 6 8
TERM_M_ADDR<2>	100000000::	8		RP31.1 J21.33 RP26.6	::1100:3200				OUT 6 8 6 8
TERM_M_ADDR<3>	100000000::	8		6RP9.3 J21.30 RP26.5	::1100:3200				OUT 6 8 6 8
TERM_M_ADDR<4>	100000000::	8		RP31.2 J21.32 RP26.8	::1100:3200				OUT 6 8 6 8
TERM_M_ADDR<5>	100000000::	8		RP9.1 J21.34 RP26.7	::1100:3300				OUT 6 8 6 8
TERM_M_ADDR<6>	100000000::	8		RP21.1 J21.103 RP24.6	::1100:3200				OUT 6 8 6 8
TERM_M_ADDR<7>	100000000::	8		RP23.2 J21.104 RP24.5	::1100:3200				OUT 6 8 6 8
TERM_M_ADDR<8>	100000000::	8		RP21.2 J21.105 RP24.8					OUT 6 8 6 8
TERM_M_ADDR<9>	100000000::	8		RP21.3 J21.109 RP24.7					OUT 6 8 6 8
TERM_M_ADDR<10>	100000000::	8		RP21.4 J21.111 RP22.6	::1050:3200				OUT 6 8 6 8
TERM_M_ADDR<11>	100000000::	8		RP23.3 J21.112 RP22.7	::1100:3200				OUT 6 8 6 8
TERM_M_ADDR<12>	100000000::	8		R540.2 J21.70 R123.1					OUT 6 8 6 8

www.iboard-schematics.com

NOTICE OF PROPRIETARY PROPERTY

THE INFORMATION CONTAINED HEREIN IS THE PROPRIETARY PROPERTY OF APPLE COMPUTER, INC. THE POSSESSOR AGREES TO THE FOLLOWING

I TO MAINTAIN THE DOCUMENT IN CONFIDENCE
II NOT TO REPRODUCE OR COPY IT
III NOT TO REVEAL OR PUBLISH IN WHOLE OR PART

CONSTRAINTS -- MEMORY PAGE 1

APPLE COMPUTER INC.

SIZE	DRAWING NUMBER	REV.
D	051-6101	12
SCALE NONE	SHT 35 OF 44	

CR-36

SIG_NAME	PULSE_PARAM	MAX_VIA_COUNT	DELAY_RULE	STUB_LENGTH	NET_SPACING_TYPE	NET_SCHED	
T_M_BA0	100MHZ::	5	::1100:2400	200	5 MIL SPACING	RP23.1 J21.106 RP22.5	OUT 6
T_M_BA1	100MHZ::	5	::1100:2400		5 MIL SPACING	RP23.4 J21.110 RP22.8	OUT 6
T_SDRAS*	100MHZ::	5			5 MIL SPACING	RP31.4 J21.65 RP29.6	OUT 6
T_SDCAS*	100MHZ::	5	::1100:2400	200	5 MIL SPACING	RP31.3 J21.66 RP29.5	OUT 6
T_MEMWE*	100MHZ::	5	::1100:2400	200	5 MIL SPACING	R539.1 J21.67 R158.2	OUT 6
T2_M_BA0	100MHZ::	4	::100:500	200	5 MIL SPACING		OUT 6
T2_M_BA1	100MHZ::	4	::100:500	200	5 MIL SPACING		OUT 6
T2_SDRAS*	100MHZ::	4	::100:500	200	5 MIL SPACING		OUT 6
T2_SDCAS*	100MHZ::	4	::100:840	200	5 MIL SPACING		OUT 6
T2_MEMWE*	100MHZ::	4	::100:500	200	5 MIL SPACING		OUT 6

SIG_NAME	PULSE_PARAM	MAX_VIA_COUNT	MIN_LINE_WIDTH	NET_SCHED	DELAY_RULE	MAX_EXPOSED_LENGTH	STUB_LENGTH	NET_SPACING_TYPE	
PANGEA_CPU_CLK	100MHZ::	2	6		::300:500		100	10 MIL SPACING	OUT 5
CPU_CLK	100MHZ::	6	6		::2700:4100	1000	200	10 MIL SPACING	OUT 3 5 7
CPUFBOUT	100MHZ::	2	6		::100:600		100	10 MIL SPACING	OUT 5
TCPUFBOUT	100MHZ::	2	6		::475:700		100	10 MIL SPACING	OUT 5 7
CPUFB7	100MHZ::	2	6		::2700:3000		100	10 MIL SPACING	OUT 5
CPUFB6	100MHZ::	2	6		::1800:2000		100	10 MIL SPACING	OUT 5
CPUFB5	100MHZ::	2	6		::1800:2000		100	10 MIL SPACING	OUT 5
CPUFB4	100MHZ::	2	6		::1800:2000		100	10 MIL SPACING	OUT 5
CPUFB3	100MHZ::	2	6		::1800:2000		100	10 MIL SPACING	OUT 5
CPUFB2	100MHZ::	2	6		::1800:2000		100	10 MIL SPACING	OUT 5
CPUFB1	100MHZ::	2	6		::2600:3000		100	10 MIL SPACING	OUT 5
CPUFBIN	100MHZ::	6	6		::475:1300	1000	100	10 MIL SPACING	OUT 5 7
AGPFB0	66MHZ::	2	5		::950:1000	250	100	10 MIL SPACING	OUT 8
AGPFB1	66MHZ::	2	5		::475:700		100	10 MIL SPACING	OUT 8
AGPFB2	66MHZ::	2	5		::950:1100		100	10 MIL SPACING	OUT 8
AGPFB3	66MHZ::	2	5		::475:700		100	10 MIL SPACING	OUT 8
SCHMOO_CPU_CLK	100MHZ::	2	6		::300:500	250	100	10 MIL SPACING	OUT
BANDAID	18.432MHZ::	3			:::2700		100	10 MIL SPACING	OUT

SIG_NAME	PULSE_PARAM	MAX_VIA_COUNT	NET_SCHED	DELAY_RULE	STUB_LENGTH	NET_SPACING_TYPE	
TERM2_M_ADDR<0>	100MHZ::	4		::100:500	200	5 MIL SPACING	OUT 6 8 6 8
TERM2_M_ADDR<1>	100MHZ::	4		::100:500	200	5 MIL SPACING	OUT 6 8 6 8
TERM2_M_ADDR<2>	100MHZ::	4		::100:500	200	5 MIL SPACING	OUT 6 8 6 8
TERM2_M_ADDR<3>	100MHZ::	4		::100:500	200	5 MIL SPACING	OUT 6 8 6 8
TERM2_M_ADDR<4>	100MHZ::	4		::100:500	200	5 MIL SPACING	OUT 6 8 6 8
TERM2_M_ADDR<5>	100MHZ::	4		::100:500	200	5 MIL SPACING	OUT 6 8 6 8
TERM2_M_ADDR<6>	100MHZ::	4		::100:500	200	5 MIL SPACING	OUT 6 8 6 8
TERM2_M_ADDR<7>	100MHZ::	4		::100:500	200	5 MIL SPACING	OUT 6 8 6 8
TERM2_M_ADDR<8>	100MHZ::	4		::100:500	200	5 MIL SPACING	OUT 6 8 6 8
TERM2_M_ADDR<9>	100MHZ::	4		::100:500	200	5 MIL SPACING	OUT 6 8 6 8
TERM2_M_ADDR<10>	100MHZ::	4		::100:700	200	5 MIL SPACING	OUT 6 8 6 8
TERM2_M_ADDR<11>	100MHZ::	4		::100:700	200	5 MIL SPACING	OUT 6 8 6 8
TERM2_M_ADDR<12>	100MHZ::	4		::100:700	200	5 MIL SPACING	OUT 6 8 6 8
DQM0*	100MHZ::	4		::3000:4000	200	5 MIL SPACING	OUT 6
DQM1*	100MHZ::	4		::3000:4000	200	5 MIL SPACING	OUT 6
DQM2*	100MHZ::	4		::3000:4000	200	5 MIL SPACING	OUT 6
DQM3*	100MHZ::	4		::3000:4000	200	5 MIL SPACING	OUT 6
DQM4*	100MHZ::	4		::3000:4000	200	5 MIL SPACING	OUT 6
DQM5*	100MHZ::	4		::3000:4000	200	5 MIL SPACING	OUT 6
DQM6*	100MHZ::	4		::3000:4000	200	5 MIL SPACING	OUT 6
DQM7*	100MHZ::	4		::3000:4000	200	5 MIL SPACING	OUT 6

CS0*	100MHZ::	5		::600:1100	200	5 MIL SPACING	OUT 6
CS1*	100MHZ::	5		::600:1100	200	5 MIL SPACING	OUT 6
CS2*	100MHZ::	5		::600:1100	200	5 MIL SPACING	OUT 6
CS3*	100MHZ::	5		::600:1100	200	5 MIL SPACING	OUT 6
T1CS0*	100MHZ::	4		::300:1400	200	5 MIL SPACING	OUT 6
T1CS1*	100MHZ::	4		::300:1400	200	5 MIL SPACING	OUT 6
T2CS2*	100MHZ::	4		::300:2400	200	5 MIL SPACING	OUT 6
T2CS3*	100MHZ::	4		::300:2400	200	5 MIL SPACING	OUT 6
M_BA0	100MHZ::	4		::400:1400	200	5 MIL SPACING	OUT 6
M_BA1	100MHZ::	4		::400:1400	200	5 MIL SPACING	OUT 6
SDRAS*	100MHZ::	4		::400:1000	200	5 MIL SPACING	OUT 6
SDCAS*	100MHZ::	4		::400:1000	200	5 MIL SPACING	OUT 6
MEMWE*	100MHZ::	4		::400:1000	200	5 MIL SPACING	OUT 6

www.laptop-schematics.com

NOTICE OF PROPRIETARY PROPERTY

THE INFORMATION CONTAINED HEREIN IS THE PROPRIETARY PROPERTY OF APPLE COMPUTER, INC. THE POSSESSOR AGREES TO THE FOLLOWING

I TO MAINTAIN THE DOCUMENT IN CONFIDENCE

II NOT TO REPRODUCE OR COPY IT

III NOT TO REVEAL OR PUBLISH IN WHOLE OR PART

CONSTRAINTS -- MEMORY PAGE 2

APPLE COMPUTER INC.

SIZE	DRAWING NUMBER	REV.
D	051-6101	12
SCALE NONE	SHT 36 OF 44	

CONSTRAINTS -- AGP, FIREWIRE, PARTIAL GRAPHICS (1 OF 2)

AGP RELATED DOO-DAHS

SIG_NAME	PULSE_PARAM / MAX_VIA_COUNT	MAX_EXPOSED_LENGTH / STUB_LENGTH	NET_SCHED	NET_SPACING_TYPE	DELAY_RULE	MIN_LINE_WIDTH	
PANGEA_AGP_CLK	66MHZ:: / 3	250 /		10 MIL SPACING	::0225:0275	5	OUT 8
AGP_CLK	66MHZ:: / 12	/		20 MIL SPACING	::3800:3900		OUT 8 9
AGP_FB_IN	66MHZ:: / 3	/		10 MIL SPACING	::1325:1350	5	OUT 8
AGP_FB_OUT	66MHZ:: / 3	/		10 MIL SPACING	::0320:0335	5	OUT 8
AGPCBE<3>	66MHZ:: / 8	/		5 MIL SPACING	::3750:4000		OUT 8 9
AGPCBE<2>	66MHZ:: / 8	/		5 MIL SPACING	::3750:4000		OUT 8 9
AGPCBE<1>	66MHZ:: / 8	/		5 MIL SPACING	::3050:3300		OUT 8 9
AGPCBE<0>	66MHZ:: / 8	/		5 MIL SPACING	::3050:3300		OUT 8 9
AGPAD<31>	66MHZ:: / 8	/		5 MIL SPACING	::3750:4000		OUT 8 9
AGPAD<30>	66MHZ:: / 8	/		5 MIL SPACING	::3750:4000		OUT 8 9
AGPAD<29>	66MHZ:: / 8	/		5 MIL SPACING	::3750:4000		OUT 8 9
AGPAD<28>	66MHZ:: / 8	/		5 MIL SPACING	::3750:4000		OUT 8 9
AGPAD<27>	66MHZ:: / 8	/		5 MIL SPACING	::3750:4000		OUT 8 9
AGPAD<26>	66MHZ:: / 8	/		5 MIL SPACING	::3750:4000		OUT 8 9
AGPAD<25>	66MHZ:: / 8	/		5 MIL SPACING	::3750:4000		OUT 8 9
AGPAD<24>	66MHZ:: / 8	/		5 MIL SPACING	::3750:4000		OUT 8 9
AGPAD<23>	66MHZ:: / 8	/		5 MIL SPACING	::3750:4000		OUT 8 9
AGPAD<22>	66MHZ:: / 8	/		5 MIL SPACING	::3750:4000		OUT 8 9
AGPAD<21>	66MHZ:: / 8	/		5 MIL SPACING	::3750:4000		OUT 8 9
AGPAD<20>	66MHZ:: / 8	/		5 MIL SPACING	::3750:4000		OUT 8 9
AGPAD<19>	66MHZ:: / 8	/		5 MIL SPACING	::3750:4000		OUT 8 9
AGPAD<18>	66MHZ:: / 8	/		5 MIL SPACING	::3750:4000		OUT 8 9
AGPAD<17>	66MHZ:: / 8	/		5 MIL SPACING	::3750:4000		OUT 8 9
AGPAD<16>	66MHZ:: / 8	/		5 MIL SPACING	::3750:4000		OUT 8 9
AGPAD<15>	66MHZ:: / 8	/		5 MIL SPACING	::3050:3300		OUT 8 9
AGPAD<14>	66MHZ:: / 8	/		5 MIL SPACING	::3050:3300		OUT 8 9
AGPAD<13>	66MHZ:: / 8	/		5 MIL SPACING	::3050:3300		OUT 8 9
AGPAD<12>	66MHZ:: / 8	/		5 MIL SPACING	::3050:3300		OUT 8 9
AGPAD<11>	66MHZ:: / 8	/		5 MIL SPACING	::3050:3300		OUT 8 9
AGPAD<10>	66MHZ:: / 8	/		5 MIL SPACING	::3050:3300		OUT 8 9
AGPAD<9>	66MHZ:: / 8	/		5 MIL SPACING	::3050:3300		OUT 8 9
AGPAD<8>	66MHZ:: / 8	/		5 MIL SPACING	::3050:3300		OUT 8 9
AGPAD<7>	66MHZ:: / 8	/		5 MIL SPACING	::3050:3300		OUT 8 9
AGPAD<6>	66MHZ:: / 8	/		5 MIL SPACING	::3050:3300		OUT 8 9
AGPAD<5>	66MHZ:: / 8	/		5 MIL SPACING	::3050:3300		OUT 8 9
AGPAD<4>	66MHZ:: / 8	/		5 MIL SPACING	::3050:3300		OUT 8 9
AGPAD<3>	66MHZ:: / 8	/		5 MIL SPACING	::3050:3300		OUT 8 9
AGPAD<2>	66MHZ:: / 8	/		5 MIL SPACING	::3050:3300		OUT 8 9
AGPAD<1>	66MHZ:: / 8	/		5 MIL SPACING	::3050:3300		OUT 8 9
AGPAD<0>	66MHZ:: / 8	/		5 MIL SPACING	::3050:3300		OUT 8 9
PAN_AGPADSTB<1>	66MHZ:: / 4	250 / 200		10 MIL SPACING	::0500:0550		OUT 8
AGPADSTB<1>	66MHZ:: / 8	/ 200		10 MIL SPACING	::3450:3500		OUT 8 9 20
PAN_AGPADSTB<0>	66MHZ:: / 4	250 / 200		10 MIL SPACING	::0600:0650		OUT 8
AGPADSTB<0>	66MHZ:: / 8	/ 200		10 MIL SPACING	::2650:2700		OUT 8 9 20
AGPST<2>	66MHZ:: / 8	/		5 MIL SPACING	::3500:4500		OUT 8 9 20
AGPST<1>	66MHZ:: / 8	/		5 MIL SPACING	::3500:4500		OUT 8 9 20
AGPST<0>	66MHZ:: / 8	/		5 MIL SPACING	::3500:4500		OUT 8 9 20
AGPREQ*	66MHZ:: / 8	/		5 MIL SPACING	::3500:4500		OUT 9 8 20
AGPGNT*	66MHZ:: / 8	/		5 MIL SPACING	::3500:4500		OUT 8 9 20
AGPPAR	66MHZ:: / 8	/		5 MIL SPACING	::3500:4500		OUT 8 9
AGPFRAME*	66MHZ:: / 8	/		5 MIL SPACING	::3500:4500		OUT 8 9 20
AGPTRDY*	66MHZ:: / 8	/		5 MIL SPACING	::3500:4500		OUT 8 9 20
AGPIRDY*	66MHZ:: / 8	/		5 MIL SPACING	::3500:4500		OUT 8 9 20
PCISTOP*	66MHZ:: / 8	/		5 MIL SPACING	::3500:4500		OUT 8 9 20
AGPDEVSEL*	66MHZ:: / 8	/		5 MIL SPACING	::3500:4500		OUT 8 9 20
AGPPIPE*	66MHZ:: / 8	/		5 MIL SPACING	::3500:4500		OUT 9 8 20
AGPRBF*	66MHZ:: / 8	/		5 MIL SPACING	::3500:4500		OUT 9 8 20

FIREWIRE RELATED DOO-DAHS

SIG_NAME	PULSE_PARAM / MAX_VIA_COUNT	MAX_EXPOSED_LENGTH	STUB_LENGTH	NET_SPACING_TYPE	DELAY_RULE	
FW_XI	24.576MHZ / 2	250	200	10 MIL SPACING		OUT 16
FW_XO	24.576MHZ / 2	250	200	10 MIL SPACING		OUT 16
FW_SCLK	49.152MHZ / 4	250	200	10 MIL SPACING	::5400:6200	OUT 13 16
FW_PHY_SCLK	49.152MHZ / 2	250	200	10 MIL SPACING	::0100:0300	OUT 16
FW_LINK_D<7>	49.152MHZ / 2		200	5 MIL SPACING	::0500:0800	OUT 13
FW_LINK_D<6>	49.152MHZ / 2		200	5 MIL SPACING	::0500:0800	OUT 13
FW_LINK_D<5>	49.152MHZ / 2		200	5 MIL SPACING	::0500:0800	OUT 13
FW_LINK_D<4>	49.152MHZ / 2		200	5 MIL SPACING	::0500:0800	OUT 13
FW_LINK_D<3>	49.152MHZ / 2		200	5 MIL SPACING	::0500:0800	OUT 13
FW_LINK_D<2>	49.152MHZ / 2		200	5 MIL SPACING	::0500:0800	OUT 13
FW_LINK_D<1>	49.152MHZ / 2		200	5 MIL SPACING	::0500:0800	OUT 13
FW_LINK_D<0>	49.152MHZ / 2		200	5 MIL SPACING	::0500:0800	OUT 13
FW_LINK_CNTL1	49.152MHZ / 2		200	5 MIL SPACING	::0500:0800	OUT 13
FW_LINK_CNTL0	49.152MHZ / 2		220	5 MIL SPACING	::0500:0800	OUT 13
FW_LINK_LREQ	49.152MHZ / 2		200	5 MIL SPACING	::0500:0800	OUT 13
FW_D<7>	49.152MHZ / 4		200	5 MIL SPACING	::4900:5400	OUT 13 16
FW_D<6>	49.152MHZ / 4		200	5 MIL SPACING	::4900:5400	OUT 13 16
FW_D<5>	49.152MHZ / 4		200	5 MIL SPACING	::4900:5400	OUT 13 16
FW_D<4>	49.152MHZ / 4		200	5 MIL SPACING	::4900:5400	OUT 13 16
FW_D<3>	49.152MHZ / 4		200	5 MIL SPACING	::4900:5400	OUT 13 16
FW_D<2>	49.152MHZ / 4		200	5 MIL SPACING	::4900:5400	OUT 13 16
FW_D<1>	49.152MHZ / 4		200	5 MIL SPACING	::4900:5400	OUT 13 16
FW_D<0>	49.152MHZ / 4		200	5 MIL SPACING	::4900:5400	OUT 13 16
FW_CNTL1	49.152MHZ / 4		200	5 MIL SPACING	::4900:5400	OUT 13 16
FW_CNTL0	49.152MHZ / 4		220	5 MIL SPACING	::4900:5400	OUT 13 16
FW_LREQ	49.152MHZ / 4		200	5 MIL SPACING	::5000:5700	OUT 13 16
FW_PHY_D<7>	49.152MHZ / 2		200	5 MIL SPACING	::0100:0300	OUT 16
FW_PHY_D<6>	49.152MHZ / 2		200	5 MIL SPACING	::0100:0300	OUT 16
FW_PHY_D<5>	49.152MHZ / 2		200	5 MIL SPACING	::0100:0300	OUT 16
FW_PHY_D<4>	49.152MHZ / 2		200	5 MIL SPACING	::0100:0300	OUT 16
FW_PHY_D<3>	49.152MHZ / 2		200	5 MIL SPACING	::0100:0300	OUT 16
FW_PHY_D<2>	49.152MHZ / 2		200	5 MIL SPACING	::0100:0300	OUT 16
FW_PHY_D<1>	49.152MHZ / 2		200	5 MIL SPACING	::0100:0300	OUT 16
FW_PHY_D<0>	49.152MHZ / 2		200	5 MIL SPACING	::0100:0300	OUT 16
FW_PHY_CNTL1	49.152MHZ / 2		200	5 MIL SPACING	::0100:0300	OUT 16
FW_PHY_CNTL0	49.152MHZ / 2		200	5 MIL SPACING	::0100:0300	OUT 16

FIREWIRE DIFFERENTIAL THINGIES

SIG_NAME	PULSE_PARAM / MAX_VIA_COUNT	MAX_EXPOSED_LENGTH	NET_SPACING_TYPE	ECL	DIFFERENTIAL_PAIR	
FW_TPB2P	400MHZ / 3		5 MIL SPACING	TRUE	FW_TPB2X	OUT 16
FW_TPB2N	400MHZ / 3		5 MIL SPACING	TRUE	FW_TPB2X	OUT 16
FW_TPA2P	400MHZ / 2		5 MIL SPACING	TRUE	FW_TPA2X	OUT 16
FW_TPA2N	400MHZ / 2		5 MIL SPACING	TRUE	FW_TPA2X	OUT 16
FW_TPB1P	400MHZ / 2		5 MIL SPACING	TRUE	FW_TPB1X	OUT 16
FW_TPB1N	400MHZ / 2		5 MIL SPACING	TRUE	FW_TPB1X	OUT 16
FW_TPA1P	400MHZ / 2		5 MIL SPACING	TRUE	FW_TPA1X	OUT 16
FW_TPA1N	400MHZ / 2		5 MIL SPACING	TRUE	FW_TPA1X	OUT 16
FW_TPI2P	400MHZ / 2		5 MIL SPACING	TRUE	FW_TPI2	OUT 16
FW_TPI2N	400MHZ / 2		5 MIL SPACING	TRUE	FW_TPI2	OUT 16
FW_TPO2P	400MHZ / 2		5 MIL SPACING	TRUE	FW_TPO2	OUT 16
FW_TPO2N	400MHZ / 2		5 MIL SPACING	TRUE	FW_TPO2	OUT 16
FW_TPI1P	400MHZ / 2		5 MIL SPACING	TRUE	FW_TPI1	OUT 16
FW_TPI1N	400MHZ / 2		5 MIL SPACING	TRUE	FW_TPI1	OUT 16
FW_TPO1P	400MHZ / 2		5 MIL SPACING	TRUE	FW_TPO1	OUT 16
FW_TPO1N	400MHZ / 2		5 MIL SPACING	TRUE	FW_TPO1	OUT 16

GRAPHICS DIFFERENTIAL THINGIES

SIG_NAME	PULSE_PARAM / MAX_VIA_COUNT	MAX_EXPOSED_LENGTH	NET_SPACING_TYPE	ECL	DIFFERENTIAL_PAIR	DELAY_RULE	RATSNET_SCHEDULE	
INT_TMDS_D2P	300MHZ:: / 2		10 MIL SPACING		INT_TMDS_D2	::900:1200		OUT 9 25
INT_TMDS_D2M	300MHZ:: / 2		10 MIL SPACING		INT_TMDS_D2	::900:1200		OUT 9 25
INT_TMDS_D1P	300MHZ:: / 2		10 MIL SPACING		INT_TMDS_D1	::900:1200		OUT 9 25
INT_TMDS_D1M	300MHZ:: / 2		10 MIL SPACING		INT_TMDS_D1	::900:1200		OUT 9 25
INT_TMDS_D0P	300MHZ:: / 2		10 MIL SPACING		INT_TMDS_D0	::900:1200		OUT 9 25
INT_TMDS_D0M	300MHZ:: / 2		10 MIL SPACING		INT_TMDS_D0	::900:1200		OUT 9 25
INT_TMDS_CKP	300MHZ:: / 2		10 MIL SPACING		INT_TMDS_CK	::900:1200		OUT 9 25
INT_TMDS_CKM	300MHZ:: / 2		10 MIL SPACING		INT_TMDS_CK	::900:1200		OUT 9 25
FBCLK0P	143MHZ:: / 2		5 MIL SPACING		FBCLK0	::0470:0500		OUT 10
FBCLK0M	143MHZ:: / 2		5 MIL SPACING		FBCLK0	::0470:0500		OUT 10
TERM_FBCLK0P	143MHZ:: / 4		5 MIL SPACING		TERM_FBCLK0			OUT 10 11
TERM_FBCLK0M	143MHZ:: / 4		5 MIL SPACING		TERM_FBCLK0			OUT 10 11

NOTICE OF PROPRIETARY PROPERTY

THE INFORMATION CONTAINED HEREIN IS THE PROPRIETARY PROPERTY OF APPLE COMPUTER, INC. THE POSSESSOR AGREES TO THE FOLLOWING

I TO MAINTAIN THE DOCUMENT IN CONFIDENCE

II NOT TO REPRODUCE OR COPY IT

III NOT TO REVEAL OR PUBLISH IN WHOLE OR PART

APPLE COMPUTER INC.

SIZE	DRAWING NUMBER	REV.
D	051-6101	12
SCALE NONE	SHT 37 OF 44	

www.laptop-schematics.com

CONSTRAINTS -- GRAPHICS (2 OF 2)

GRAPHICS RELATED DOO-DAHS

SIG_NAME	PULSE_PARAM / MAX_VIA_COUNT	MAX_EXPOSED_LENGTH / STUB_LENGTH	RATSNET_SCHEDULE		NET_SPACING_TYPE	DELAY_RULE	
GRAPH_XTALIN	14MHZ / 4	200 / 250			10 MIL SPACING		OUT 9
GRAPH_XTALOUT	14MHZ / 3	200 / 250			10 MIL SPACING		OUT 9
FBD<63>	143MHZ / 6	200 /			7.5 MIL SPACING	::1600:2900	OUT 10 11 10 11
FBD<62>	143MHZ / 6	200 /			7.5 MIL SPACING	::1600:2900	OUT 10 11 10 11
FBD<61>	143MHZ / 6	200 /			7.5 MIL SPACING	::1600:2900	OUT 10 11 10 11
FBD<60>	143MHZ / 6	200 /			7.5 MIL SPACING	::1600:2900	OUT 10 11 10 11
FBD<59>	143MHZ / 6	200 /			7.5 MIL SPACING	::1600:2900	OUT 10 11 10 11
FBD<58>	143MHZ / 6	200 /			7.5 MIL SPACING	::1600:2900	OUT 10 11 10 11
FBD<57>	143MHZ / 6	200 /			7.5 MIL SPACING	::1600:2900	OUT 10 11 10 11
FBD<56>	143MHZ / 6	200 /			7.5 MIL SPACING	::1600:2900	OUT 10 11 10 11
FBD<55>	143MHZ / 6	200 /			7.5 MIL SPACING	::1600:2900	OUT 10 11 10 11
FBD<54>	143MHZ / 6	200 /			7.5 MIL SPACING	::1600:2900	OUT 10 11 10 11
FBD<53>	143MHZ / 6	200 /			7.5 MIL SPACING	::1600:2900	OUT 10 11 10 11
FBD<52>	143MHZ / 6	200 /			7.5 MIL SPACING	::1600:2900	OUT 10 11 10 11
FBD<51>	143MHZ / 6	200 /			7.5 MIL SPACING	::1600:2900	OUT 10 11 10 11
FBD<50>	143MHZ / 6	200 /			7.5 MIL SPACING	::1600:2900	OUT 10 11 10 11
FBD<49>	143MHZ / 6	200 /			7.5 MIL SPACING	::1600:2900	OUT 10 11 10 11
FBD<48>	143MHZ / 6	200 /			7.5 MIL SPACING	::1600:2900	OUT 10 11 10 11
FBD<47>	143MHZ / 6	200 /			7.5 MIL SPACING	::1600:2900	OUT 10 11 10 11
FBD<46>	143MHZ / 6	200 /			7.5 MIL SPACING	::1600:2900	OUT 10 11 10 11
FBD<45>	143MHZ / 6	200 /			7.5 MIL SPACING	::1600:2900	OUT 10 11 10 11
FBD<44>	143MHZ / 6	200 /			7.5 MIL SPACING	::1600:2900	OUT 10 11 10 11
FBD<43>	143MHZ / 6	200 /			7.5 MIL SPACING	::1600:2900	OUT 10 11 10 11
FBD<42>	143MHZ / 6	200 /			7.5 MIL SPACING	::1600:2900	OUT 10 11 10 11
FBD<41>	143MHZ / 6	200 /			7.5 MIL SPACING	::1600:2900	OUT 10 11 10 11
FBD<40>	143MHZ / 6	200 /			7.5 MIL SPACING	::1600:2900	OUT 10 11 10 11
FBD<39>	143MHZ / 6	200 /			7.5 MIL SPACING	::1600:2900	OUT 10 11 10 11
FBD<38>	143MHZ / 6	200 /			7.5 MIL SPACING	::1600:2900	OUT 10 11 10 11
FBD<37>	143MHZ / 6	200 /			7.5 MIL SPACING	::1600:2900	OUT 10 11 10 11
FBD<36>	143MHZ / 6	200 /			7.5 MIL SPACING	::1600:2900	OUT 10 11 10 11
FBD<35>	143MHZ / 6	200 /			7.5 MIL SPACING	::1600:2900	OUT 10 11 10 11
FBD<34>	143MHZ / 6	200 /			7.5 MIL SPACING	::1600:2900	OUT 10 11 10 11
FBD<33>	143MHZ / 6	200 /			7.5 MIL SPACING	::1600:2900	OUT 10 11 10 11
FBD<32>	143MHZ / 6	200 /			7.5 MIL SPACING	::1600:2900	OUT 10 11 10 11
FBD<31>	143MHZ / 6	200 /			7.5 MIL SPACING	::1600:2900	OUT 10 11 10 11
FBD<30>	143MHZ / 6	200 /			7.5 MIL SPACING	::1600:2900	OUT 10 11 10 11
FBD<29>	143MHZ / 6	200 /			7.5 MIL SPACING	::1600:2900	OUT 10 11 10 11
FBD<28>	143MHZ / 6	200 /			7.5 MIL SPACING	::1600:2900	OUT 10 11 10 11
FBD<27>	143MHZ / 6	200 /			7.5 MIL SPACING	::1600:2900	OUT 10 11 10 11
FBD<26>	143MHZ / 6	200 /			7.5 MIL SPACING	::1600:2900	OUT 10 11 10 11
FBD<25>	143MHZ / 6	200 /			7.5 MIL SPACING	::1600:2900	OUT 10 11 10 11
FBD<24>	143MHZ / 6	200 /			7.5 MIL SPACING	::1600:2900	OUT 10 11 10 11
FBD<23>	143MHZ / 6	200 /			7.5 MIL SPACING	::1600:2900	OUT 10 11 10 11
FBD<22>	143MHZ / 6	200 /			7.5 MIL SPACING	::1600:2900	OUT 10 11 10 11
FBD<21>	143MHZ / 6	200 /			7.5 MIL SPACING	::1600:2900	OUT 10 11 10 11
FBD<20>	143MHZ / 6	200 /			7.5 MIL SPACING	::1600:2900	OUT 10 11 10 11
FBD<19>	143MHZ / 6	200 /			7.5 MIL SPACING	::1600:2900	OUT 10 11 10 11
FBD<18>	143MHZ / 6	200 /			7.5 MIL SPACING	::1600:2900	OUT 10 11 10 11
FBD<17>	143MHZ / 6	200 /			7.5 MIL SPACING	::1600:2900	OUT 10 11 10 11
FBD<16>	143MHZ / 6	200 /			7.5 MIL SPACING	::1600:2900	OUT 10 11 10 11
FBD<15>	143MHZ / 6	200 /			7.5 MIL SPACING	::1600:2900	OUT 10 11 10 11
FBD<14>	143MHZ / 6	200 /			7.5 MIL SPACING	::1600:2900	OUT 10 11 10 11
FBD<13>	143MHZ / 6	200 /			7.5 MIL SPACING	::1600:2900	OUT 10 11 10 11
FBD<12>	143MHZ / 6	200 /			7.5 MIL SPACING	::1600:2900	OUT 10 11 10 11
FBD<11>	143MHZ / 6	200 /			7.5 MIL SPACING	::1600:2900	OUT 10 11 10 11
FBD<10>	143MHZ / 6	200 /			7.5 MIL SPACING	::1600:2900	OUT 10 11 10 11
FBD<9>	143MHZ / 6	200 /			7.5 MIL SPACING	::1600:2900	OUT 10 11 10 11
FBD<8>	143MHZ / 6	200 /			7.5 MIL SPACING	::1600:2900	OUT 10 11 10 11
FBD<7>	143MHZ / 6	200 /			7.5 MIL SPACING	::1600:2900	OUT 10 11 10 11
FBD<6>	143MHZ / 6	200 /			7.5 MIL SPACING	::1600:2900	OUT 10 11 10 11
FBD<5>	143MHZ / 6	200 /			7.5 MIL SPACING	::1600:2900	OUT 10 11 10 11
FBD<4>	143MHZ / 6	200 /			7.5 MIL SPACING	::1600:2900	OUT 10 11 10 11
FBD<3>	143MHZ / 6	200 /			7.5 MIL SPACING	::1600:2900	OUT 10 11 10 11
FBD<2>	143MHZ / 6	200 /			7.5 MIL SPACING	::1600:2900	OUT 10 11 10 11
FBD<1>	143MHZ / 6	200 /			7.5 MIL SPACING	::1600:2900	OUT 10 11 10 11
FBD<0>	143MHZ / 6	200 /			7.5 MIL SPACING	::1600:2900	OUT 10 11 10 11
FBCS0*	143MHZ / 2	200 /			7.5 MIL SPACING	::0400:0700	OUT 10
TERM_FBCS0*	143MHZ / 4	200 /	FAR_END_CLUSTER		7.5 MIL SPACING		OUT 10 11
FBRAS*	143MHZ / 2	200 /			7.5 MIL SPACING	::0400:0700	OUT 10
TERM_FBRAS*	143MHZ / 4	200 /	FAR_END_CLUSTER		7.5 MIL SPACING		OUT 10 11
FBCAS*	143MHZ / 2	200 /			7.5 MIL SPACING	::0400:0700	OUT 10
TERM_FBCAS*	143MHZ / 4	200 /	FAR_END_CLUSTER		7.5 MIL SPACING		OUT 10 11
FBWE*	143MHZ / 2	200 /			7.5 MIL SPACING	::0400:0700	OUT 10
TERM_FBWE*	143MHZ / 4	200 /	FAR_END_CLUSTER		7.5 MIL SPACING		OUT 10 11
FBCKE	143MHZ / 2	200 /			7.5 MIL SPACING	::0400:0700	OUT 10
TERM_FBCKE	143MHZ / 4	200 /	FAR_END_CLUSTER		7.5 MIL SPACING		OUT 10 11
G_FBDQS1	143MHZ / 2	200 /			7.5 MIL SPACING	::0500:0600	OUT 10
TERM_FBDQS1	143MHZ / 4	200 /			7.5 MIL SPACING	::5800:6200	OUT 10 11
M_FBDQS1	143MHZ / 2	200 /			7.5 MIL SPACING	::0150:0250	OUT 11
G_FBDQS5	143MHZ / 3	200 /			7.5 MIL SPACING	::0500:0600	OUT 10
TERM_FBDQS5	143MHZ / 4	200 /			7.5 MIL SPACING	::5800:6200	OUT 10 11
M_FBDQS5	143MHZ / 2	200 /			7.5 MIL SPACING	::0150:0250	OUT 11
G_SSCLK_REFOUT	14MHZ 4	200 250			10 MIL SPACING	:::500	OUT 12
G_SSCLK_MODOUT	14MHZ 3	200 250			10 MIL SPACING	:::500	OUT 12
T_SSCLK_REFOUT	14MHZ 3	200 250			10 MIL SPACING	:::1500	OUT 9 12
GRAPH_XTALSIN	14MHZ 3	200 250			10 MIL SPACING	:::1500	OUT 9 12
G_SSCLK_XI	14MHZ 3	200 250			10 MIL SPACING	:::500	OUT 12
G_SSCLK_XO	14MHZ 3	200 250			10 MIL SPACING	:::500	OUT 12

MORE GRAPHICS RELATED DOO-DAHS

SIG_NAME	PULSE_PARAM / MAX_VIA_COUNT	RATSNET_SCHEDULE	STUB_LENGTH	NET_SPACING_TYPE	DELAY_RULE	
FBA<13>	143MHZ 2		200	7.5 MIL SPACING	::0400:0700	OUT 10
FBA<12>	143MHZ / 3		200	7.5 MIL SPACING	::0400:0700	OUT 10
FBA<11>	143MHZ / 2		200	7.5 MIL SPACING	::0400:0700	OUT 10
FBA<10>	143MHZ / 2		200	7.5 MIL SPACING	::0400:0700	OUT 10
FBA<9>	143MHZ / 2		200	7.5 MIL SPACING	::0400:0700	OUT 10
FBA<8>	143MHZ / 2		200	7.5 MIL SPACING	::0400:0700	OUT 10
FBA<7>	143MHZ / 2		200	7.5 MIL SPACING	::0400:0700	OUT 10
FBA<6>	143MHZ / 2		200	7.5 MIL SPACING	::0400:0700	OUT 10
FBA<5>	143MHZ / 2		200	7.5 MIL SPACING	::0400:0700	OUT 10
FBA<4>	143MHZ / 2		200	7.5 MIL SPACING	::0400:0700	OUT 10
FBA<3>	143MHZ / 2		200	7.5 MIL SPACING	::0400:0700	OUT 10
FBA<2>	143MHZ / 2		200	7.5 MIL SPACING	::0400:0700	OUT 10
FBA<1>	143MHZ / 2		200	7.5 MIL SPACING	::0400:0700	OUT 10
FBA<0>	143MHZ / 2		200	7.5 MIL SPACING	::0400:0700	OUT 10
TERM_FBA<13>	143MHZ 5	FAR_END_CLUSTER	200	7.5 MIL SPACING		OUT 10 11 10 11
TERM_FBA<12>	143MHZ / 5	FAR_END_CLUSTER	200	7.5 MIL SPACING		OUT 10 11
TERM_FBA<11>	143MHZ / 5	FAR_END_CLUSTER	200	7.5 MIL SPACING		OUT 10 11
TERM_FBA<10>	143MHZ / 5	FAR_END_CLUSTER	200	7.5 MIL SPACING		OUT 10 11
TERM_FBA<9>	143MHZ / 5	FAR_END_CLUSTER	200	7.5 MIL SPACING		OUT 10 11
TERM_FBA<8>	143MHZ / 5	FAR_END_CLUSTER	200	7.5 MIL SPACING		OUT 10 11
TERM_FBA<7>	143MHZ / 5	FAR_END_CLUSTER	200	7.5 MIL SPACING		OUT 10 11
TERM_FBA<6>	143MHZ / 5	FAR_END_CLUSTER	200	7.5 MIL SPACING		OUT 10 11
TERM_FBA<5>	143MHZ / 5	FAR_END_CLUSTER	200	7.5 MIL SPACING		OUT 10 11
TERM_FBA<4>	143MHZ / 5	FAR_END_CLUSTER	200	7.5 MIL SPACING		OUT 10 11
TERM_FBA<3>	143MHZ / 5	FAR_END_CLUSTER	200	7.5 MIL SPACING		OUT 10 11
TERM_FBA<2>	143MHZ / 5	FAR_END_CLUSTER	200	7.5 MIL SPACING		OUT 10 11
TERM_FBA<1>	143MHZ / 5	FAR_END_CLUSTER	200	7.5 MIL SPACING		OUT 10 11
TERM_FBA<0>	143MHZ / 5	FAR_END_CLUSTER	200	7.5 MIL SPACING		OUT 10 11
FBDQM<7>	143MHZ / 4		200	7.5 MIL SPACING	::1600:2700	OUT 10 11
FBDQM<6>	143MHZ / 4		200	7.5 MIL SPACING	::1600:2700	OUT 10 11
FBDQM<5>	143MHZ / 4		200	7.5 MIL SPACING	::1600:2700	OUT 10 11
FBDQM<4>	143MHZ / 4		200	7.5 MIL SPACING	::1600:2700	OUT 10 11
FBDQM<3>	143MHZ / 4		200	7.5 MIL SPACING	::1600:2700	OUT 10 11
FBDQM<2>	143MHZ / 4		200	7.5 MIL SPACING	::1600:2700	OUT 10 11
FBDQM<1>	143MHZ / 4		200	7.5 MIL SPACING	::1600:2700	OUT 10 11
FBDQM<0>	143MHZ / 4		200	7.5 MIL SPACING	::1600:2700	OUT 10 11
ANALOG_BLU	66MHZ / 3			15 MIL SPACING		OUT 9 25
ANALOG_GRN	66MHZ / 3			15 MIL SPACING		OUT 9 25
ANALOG_RED	66MHZ / 3			15 MIL SPACING		OUT 9 25
FILTERED_ANALOG_BLU	66MHZ / 2		20			OUT 25
FILTERED_ANALOG_GRN	66MHZ / 2		20			OUT 25
FILTERED_ANALOG_RED	66MHZ / 2		20			OUT 25

NOTICE OF PROPRIETARY PROPERTY

THE INFORMATION CONTAINED HEREIN IS THE PROPRIETARY PROPERTY OF APPLE COMPUTER, INC. THE POSSESSOR AGREES TO THE FOLLOWING

I TO MAINTAIN THE DOCUMENT IN CONFIDENCE

II NOT TO REPRODUCE OR COPY IT

III NOT TO REVEAL OR PUBLISH IN WHOLE OR PART

www.laptopschematics.com

CR-39

SIG_NAME	PULSE_PARAM	MAX_EXPOSED_LENGTH	ECL	DIFFERENTIAL_PAIR	MAX_VIA_COUNT	STUB_LENGTH	DELAY_RULE	NET_SPACING_TYPE	
UIDE_DA<0>	66MHZ				6		::5170:6000	10 MIL SPACING	OUT 17
UIDE_DA<1>	66MHZ				6		::5170:5920	10 MIL SPACING	OUT 17
UIDE_DA<2>	66MHZ				6		::5170:6100	10 MIL SPACING	OUT 17
UIDE_DSTB_RDY	66MHZ				6		::5170:5920	10 MIL SPACING	OUT 17
UIDE_CS0_L	66MHZ				6		::5170:5920	10 MIL SPACING	OUT 17
UIDE_CS1_L	66MHZ				6		::5000:6700	10 MIL SPACING	OUT 17
UIDE_RESET_L	66MHZ				6		::1600:2000	10 MIL SPACING	OUT 17
UIDE_STOP	66MHZ				6		::5170:5920	10 MIL SPACING	OUT 17
UIDE_HSTB_RDY	66MHZ				6		::5170:5920	10 MIL SPACING	OUT 17
UIDE_DMAACK_L	66MHZ				6		::5170:5920	10 MIL SPACING	OUT 17
UIDE_DMAREQ	66MHZ				6		::5170:5920	10 MIL SPACING	OUT 17
UIDE_IRQ	66MHZ				6		::5170:5920	10 MIL SPACING	OUT 17
UIDE_D<0>	66MHZ				6		::5170:5920	10 MIL SPACING	OUT 17
UIDE_D<1>	66MHZ				6		::5170:5920	10 MIL SPACING	OUT 17
UIDE_D<2>	66MHZ				6		::5170:5920	10 MIL SPACING	OUT 17
UIDE_D<3>	66MHZ				6		::5170:5920	10 MIL SPACING	OUT 17
UIDE_D<4>	66MHZ				6		::5170:5920	10 MIL SPACING	OUT 17
UIDE_D<5>	66MHZ				6		::5170:5920	10 MIL SPACING	OUT 17
UIDE_D<6>	66MHZ				6		::5170:5920	10 MIL SPACING	OUT 17
UIDE_D<7>	66MHZ				6		U6.J30:RP25.4:5170:5920	10 MIL SPACING	OUT 17
UIDE_D<8>	66MHZ				6		::5170:5920	10 MIL SPACING	OUT 17
UIDE_D<9>	66MHZ				6		::5170:5920	10 MIL SPACING	OUT 17
UIDE_D<10>	66MHZ				6		::5000:5920	10 MIL SPACING	OUT 17
UIDE_D<11>	66MHZ				6		::5170:5920	10 MIL SPACING	OUT 17
UIDE_D<12>	66MHZ				6		::5170:5920	10 MIL SPACING	OUT 17
UIDE_D<13>	66MHZ				6		::5170:5920	10 MIL SPACING	OUT 17
UIDE_D<14>	66MHZ				6		::5130:5920	10 MIL SPACING	OUT 17
UIDE_D<15>	66MHZ				6		::5170:5920	10 MIL SPACING	OUT 17
T_UIDE_RESET_L	66MHZ				6	100	R141.2:J14.1:3508:3858	10 MIL SPACING	OUT 26 17
L1_TXCLK	2.5MHZ,25MHZ				4	100	::300:500	10 MIL SPACING	OUT 15
L1_RXCLK	2.5MHZ,25MHZ				4		::300:500	10 MIL SPACING	OUT 15
MII_TX_CLK	2.5MHZ,25MHZ				4	100	:::6000	10 MIL SPACING	OUT 13 15
MII_RX_CLK	2.5MHZ,25MHZ	250			4	100	:::6000	10 MIL SPACING	OUT 13 15
TPFOP	10MHZ,100MHZ	200			2	100		10 MIL SPACING	OUT 15
TPFON	10MHZ,100MHZ	202			2	100		10 MIL SPACING	OUT 15
TPFIP	10MHZ,100MHZ	200			2	100		10 MIL SPACING	OUT 15
TPFIN	10MHZ,100MHZ	225			2	100		10 MIL SPACING	OUT 15
TPFIP2	10MHZ,100MHZ	900			2	100		10 MIL SPACING	OUT 15
TPFIN2	10MHZ,100MHZ	400			2	100		10 MIL SPACING	OUT 15
TXP	10MHZ,100MHZ				2	100			OUT 15
TXN	10MHZ,100MHZ				2	100			OUT 15
RXP	10MHZ,100MHZ				2	100			OUT 15
RXN	10MHZ,100MHZ				2	100			OUT 15
TXCT	10MHZ,100MHZ				2	100			OUT 15
RXCT	10MHZ,100MHZ				2	100			OUT 15
ETH_XI	25MHZ	250			3	100	:::1500	10 MIL SPACING	OUT 15
ETH_XO	25MHZ	250			3	100	:::1500	10 MIL SPACING	OUT 15
PAN_XI	18.432MHZ				3		:::1100	10 MIL SPACING	OUT 18
PAN_XO	18.432MHZ	250			2	100	:::1000	10 MIL SPACING	OUT 18
PAN_XT	18.432MHZ				2		:::500	10 MIL SPACING	OUT 18
PMU_XO	10MHZ	250			2	100	:::1000	10 MIL SPACING	OUT 23
PMU_XI	10MHZ				2	100	:::1000	10 MIL SPACING	OUT 23
PMU_XT	10MHZ				2	100	:::1000	10 MIL SPACING	OUT 23
PMU_CLKOUT	0.032768MHZ	250			2	100	:::1000	10 MIL SPACING	OUT 23
PMU_CLKIN	0.032768MHZ				2	100	:::1000	10 MIL SPACING	OUT 23
PMU_CLKT	0.032768MHZ	250			2	100	:::1000	10 MIL SPACING	OUT 23

2KV_ISO === 100MIL SPACING

SIG_NAME	ECL			
USB_DCM	TRUE			OUT 18 19
USB_DCP	TRUE			OUT 18 19
USB_DAM	TRUE			OUT 18 19
USB_DAP	TRUE			OUT 18 19
USB_DBM	TRUE			OUT 18 19
USB_DBP	TRUE			OUT 18 19
USB_DCM_F	TRUE			OUT 19
USB_DCP_F	TRUE			OUT 19
USB_DAM_F	TRUE			OUT 19
USB_DAP_F	TRUE			OUT 19
USB_DBM_F	TRUE			OUT 19
USB_DBP_F	TRUE			OUT 19
USB_DCM_EMI	TRUE			OUT 19
USB_DCP_EMI	TRUE			OUT 19
USB_DAM_EMI	TRUE			OUT 19
USB_DAP_EMI	TRUE			OUT 19
USB_DBM_EMI	TRUE			OUT 19
USB_DBP_EMI	TRUE			OUT 19

SIG_NAME	NET_SCHED	
IODATA<0>	U6.P34 R138.2 R137.1 U7.25 J22.30	OUT 8 17 18 26
IODATA<1>	U6.R32 R143.2 R142.1 U7.26 J22.31	OUT 8 17 18 26
IODATA<2>	U6.T29 R150.2 R149.1 U7.27 J22.32	OUT 8 17 18 26
IODATA<3>	U6.T28 R145.2 R140.1 U7.28 J22.2	OUT 8 17 18 26
IODATA<4>	U6.R33 R156.2 R151.1 U7.32 J22.3	OUT 8 17 18 26
IODATA<5>	U6.R34 R139.2 R144.1 U7.33 J22.4	OUT 8 17 18 26
IODATA<6>	U6.U29 R165.2 R162.1 U7.34 J22.5	OUT 8 17 18 26
IODATA<7>	U6.T33 U7.35 J22.6	OUT 8 17 18 26
IOADDR<0>	U6.N28 U7.21 J22.29	OUT 17 8 26
IOADDR<1>	U6.J34 U7.20 J22.28	OUT 17 8 26
IOADDR<2>	U6.M30 U7.19 J22.27	OUT 17 8 26
IOADDR<3>	U6.L32 U7.18 J22.26	OUT 17 8 26
IOADDR<4>	U6.K34 U7.17 J22.25	OUT 17 8 26
IOADDR<5>	U6.L33 U7.16 J22.24	OUT 18 8 26
IOADDR<6>	U6.N29 U7.15 J22.23	OUT 18 8 26
IOADDR<7>	U6.M32 U7.14 J22.22	OUT 18 8 26
IOADDR<8>	U6.L34 U7.8 J22.12	OUT 18 8 26
IOADDR<9>	U6.P28 U7.7 J22.11	OUT 18 8 26
IOADDR<10>	U6.M33 U7.36 J22.8	OUT 18 8 26
IOADDR<11>	U6.P29 U7.6 J22.10	OUT 18 8 26
IOADDR<12>	U6.M34 U7.5 J22.21	OUT 18 8 26
IOADDR<13>	U6.P30 U7.4 J22.13	OUT 18 8 26
IOADDR<14>	U6.N33 U7.3 J22.14	OUT 18 8 26
IOADDR<15>	U6.R28 U7.2 J22.20	OUT 18 8 26
IOADDR<16>	U6.P32 U7.1 J22.19	OUT 18 8 26
IOADDR<17>	U6.N34 U7.40 J22.46	OUT 18 8 26
IOADDR<18>	U6.R29 U7.13 J22.47	OUT 18 8 26
IOADDR<19>	U6.P33 U7.37 J22.48	OUT 18 8 26
IOADDR<20>	U6.R30 U7.38 J22.49	OUT 18 8 26

SIG_NAME	NET_SCHED	
CB_CE2*	U6.W28 RP10.4 J22.42	OUT 17 20 26
CB_CE1*	U6.W29 RP10.3 J22.7	OUT 17 20 26
CB_IORD*	U6.W33 RP10.1 J22.44	OUT 18 20 26
CB_IOWR*	U6.W34 RP10.2 J22.45	OUT 18 20 26
CB_IREQ*	U6.A32 R178.1 J22.16	OUT 18 20 26
CB_REG*	U6.B31 R136.1 J22.61	OUT 18 20 26
CB_RESET	U6.AE33 R168.2 J22.58	OUT 18 26
CB_WAIT*	U6.Y34 R148.1 J22.59	OUT 18 20 26
CSWE*	U6.V29 RP12.2 J22.15	OUT 17 20 26
CSOE*	U6.Y33 RP12.1 J22.9	OUT 17 20 26

CONSTRAINTS -- MISCELLANEOUS

NOTICE OF PROPRIETARY PROPERTY

THE INFORMATION CONTAINED HEREIN IS THE PROPRIETARY PROPERTY OF APPLE COMPUTER, INC. THE POSSESSOR AGREES TO THE FOLLOWING

I TO MAINTAIN THE DOCUMENT IN CONFIDENCE
II NOT TO REPRODUCE OR COPY IT
III NOT TO REVEAL OR PUBLISH IN WHOLE OR PART

APPLE COMPUTER INC.

SIZE	DRAWING NUMBER	REV.
D	051-6101	12
SCALE NONE	SHT 39 OF 44	

www.laptop-schematics.com

CR-40

SIG_NAME	PULSE_PARAM	MAX_VIA_COUNT	NET_SCHED	DELAY_RULE	STUB_LENGTH	NET_SPACING_TYPE	
VGER_L3D<0>	200MHZ	4		::1200:2500	100		OUT 4
VGER_L3D<1>	200MHZ	4		::1200:2500	100		OUT 4
VGER_L3D<2>	200MHZ	4		::1200:2500	100		OUT 4
VGER_L3D<3>	200MHZ	4		::1200:2500	100		OUT 4
VGER_L3D<4>	200MHZ	4		::1200:2500	100		OUT 4
VGER_L3D<5>	200MHZ	4		::1200:2500	100		OUT 4
VGER_L3D<6>	200MHZ	4		::1200:2500	100		OUT 4
VGER_L3D<7>	200MHZ	4		::1200:2500	100		OUT 4
VGER_L3D<8>	200MHZ	4		::1200:2500	100		OUT 4
VGER_L3D<9>	200MHZ	4		::1200:2500	100		OUT 4
VGER_L3D<10>	200MHZ	4		::1200:2500	100		OUT 4
VGER_L3D<11>	200MHZ	4		::1200:2500	100		OUT 4
VGER_L3D<12>	200MHZ	4		::1200:2500	100		OUT 4
VGER_L3D<13>	200MHZ	4		::1200:2500	100		OUT 4
VGER_L3D<14>	200MHZ	4		::1200:2500	100		OUT 4
VGER_L3D<15>	200MHZ	4		::1200:2500	100		OUT 4
VGER_L3D<16>	200MHZ	4		::1200:2500	100		OUT 4
VGER_L3D<17>	200MHZ	4		::1200:2500	100		OUT 4
VGER_L3D<18>	200MHZ	4		::1200:2500	100		OUT 4
VGER_L3D<19>	200MHZ	4		::1200:2500	100		OUT 4
VGER_L3D<20>	200MHZ	4		::1200:2500	100		OUT 4
VGER_L3D<21>	200MHZ	4		::1200:2500	100		OUT 4
VGER_L3D<22>	200MHZ	4		::1200:2500	100		OUT 4
VGER_L3D<23>	200MHZ	4		::1200:2500	100		OUT 4
VGER_L3D<24>	200MHZ	4		::1200:2500	100		OUT 4
VGER_L3D<25>	200MHZ	4		::1200:2500	100		OUT 4
VGER_L3D<26>	200MHZ	4		::1200:2500	100		OUT 4
VGER_L3D<27>	200MHZ	4		::1200:2500	100		OUT 4
VGER_L3D<28>	200MHZ	4		::1200:2500	100		OUT 4
VGER_L3D<29>	200MHZ	4		::1200:2500	100		OUT 4
VGER_L3D<30>	200MHZ	4		::1200:2500	100		OUT 4
VGER_L3D<31>	200MHZ	4		::1200:2500	100		OUT 4
VGER_L3D<32>	200MHZ	4		::1200:2500	100		OUT 4
VGER_L3D<33>	200MHZ	4		::1200:2500	100		OUT 4
VGER_L3D<34>	200MHZ	4		::1200:2500	100		OUT 4
VGER_L3D<35>	200MHZ	4		::1200:2500	100		OUT 4
VGER_L3D<36>	200MHZ	4		::1200:2500	100		OUT 4
VGER_L3D<37>	200MHZ	4		::1200:2500	100		OUT 4
VGER_L3D<38>	200MHZ	4		::1200:2500	100		OUT 4
VGER_L3D<39>	200MHZ	4		::1200:2500	100		OUT 4
VGER_L3D<40>	200MHZ	4		::1200:2500	100		OUT 4
VGER_L3D<41>	200MHZ	4		::1200:2500	100		OUT 4
VGER_L3D<42>	200MHZ	4		::1200:2500	100		OUT 4
VGER_L3D<43>	200MHZ	4		::1200:2500	100		OUT 4
VGER_L3D<44>	200MHZ	4		::1200:2500	100		OUT 4
VGER_L3D<45>	200MHZ	4		::1200:2500	100		OUT 4
VGER_L3D<46>	200MHZ	4		::1200:2500	100		OUT 4
VGER_L3D<47>	200MHZ	4		::1200:2500	100		OUT 4
VGER_L3D<48>	200MHZ	4		::1200:2500	100		OUT 4
VGER_L3D<49>	200MHZ	4		::1200:2500	100		OUT 4
VGER_L3D<50>	200MHZ	4		::1200:2500	100		OUT 4
VGER_L3D<51>	200MHZ	4		::1200:2500	100		OUT 4
VGER_L3D<52>	200MHZ	4		::1200:2500	100		OUT 4
VGER_L3D<53>	200MHZ	4		::1200:2500	100		OUT 4
VGER_L3D<54>	200MHZ	4		::1200:2500	100		OUT 4
VGER_L3D<55>	200MHZ	4		::1200:2500	100		OUT 4
VGER_L3D<56>	200MHZ	4		::1200:2500	100		OUT 4
VGER_L3D<57>	200MHZ	4		::1200:2500	100		OUT 4
VGER_L3D<58>	200MHZ	4		::1200:2500	100		OUT 4
VGER_L3D<59>	200MHZ	4		::1200:2500	100		OUT 4
VGER_L3D<60>	200MHZ	4		::1200:2500	100		OUT 4
VGER_L3D<61>	200MHZ	4		::1200:2500	100		OUT 4
VGER_L3D<62>	200MHZ	4		::1200:2500	100		OUT 4
VGER_L3D<63>	200MHZ	4		::1200:2500	100		OUT 4

SIG_NAME	PULSE_PARAM	MAX_VIA_COUNT	MIN_LIN_WIDTH	DELAY_RULE	STUB_LENGTH	NET_SPACING_TYPE	
VGER_L3A<0>	200MHZ	4		::2500:2800	100		OUT 4
VGER_L3A<1>	200MHZ	4		::2500:2800	100		OUT 4
VGER_L3A<2>	200MHZ	4		::2500:2800	100		OUT 4
VGER_L3A<3>	200MHZ	4		::2500:2800	100		OUT 4
VGER_L3A<4>	200MHZ	4		::2500:2800	100		OUT 4
VGER_L3A<5>	200MHZ	4		::2500:2800	100		OUT 4
VGER_L3A<6>	200MHZ	4		::2500:2800	100		OUT 4
VGER_L3A<7>	200MHZ	4		::2500:2800	100		OUT 4
VGER_L3A<8>	200MHZ	4		::2500:2800	100		OUT 4
VGER_L3A<9>	200MHZ	4		::2500:2800	100		OUT 4
VGER_L3A<10>	200MHZ	4		::2500:2800	100		OUT 4
VGER_L3A<11>	200MHZ	4		::2500:2800	100		OUT 4
VGER_L3A<12>	200MHZ	4		::2500:2800	100		OUT 4
VGER_L3A<13>	200MHZ	4		::2500:2800	100		OUT 4
VGER_L3A<14>	200MHZ	4		::2500:2800	100		OUT 4
VGER_L3A<15>	200MHZ	4		::2500:2800	100		OUT 4
VGER_L3A<16>	200MHZ	4		::2500:2800	100		OUT 4
VGER_L3A<17>	200MHZ	4		::2500:2800	100		OUT 4
VGER_L3CLK<0>	200MHZ	4		::2345:2355	100		OUT 4
VGER_L3CLK<1>	200MHZ	4		::2345:2355	100		OUT 4
VGER_L3CE*	200MHZ	4		::2500:2800	100		OUT 4
VGER_L3WE*	200MHZ	4		::2500:2800	100		OUT 4
VGER_L3ECLK<0>	200MHZ	4		::2545:2555	100		OUT 4
VGER_L3ECLK<1>	200MHZ	4		::2545:2555	100		OUT 4
VGER_L3ECLK<2>	200MHZ	4		::2545:2555	100		OUT 4
VGER_L3ECLK<3>	200MHZ	4		::2545:2555	100		OUT 4
L3_VREF<0>			10				OUT 4 20
L3_VREF<1>			10				OUT 4 20

www.laptop-schematics.com

NOTICE OF PROPRIETARY PROPERTY

THE INFORMATION CONTAINED HEREIN IS THE PROPRIETARY PROPERTY OF APPLE COMPUTER, INC. THE POSSESSOR AGREES TO THE FOLLOWING

I TO MAINTAIN THE DOCUMENT IN CONFIDENCE

II NOT TO REPRODUCE OR COPY IT

III NOT TO REVEAL OR PUBLISH IN WHOLE OR PART

CONSTRAINTS -- L3

APPLE COMPUTER INC.

SIZE	DRAWING NUMBER	REV.
D	051-6101	12

SCALE NONE | SHT 40 OF 44

BT1	23	BATTERY
C1	19	CAP_P
C2	19	CAP_P
C3	25	CAP
C4	19	CAP_P
C5	25	CAP
C6	16	CAP
C7	16	CAP
C8	16	CAP
C9	16	CAP
C10	25	CAP
C11	25	CAP
C12	16	CAP
C13	16	CAP
C14	16	CAP
C15	16	CAP
C16	15	CAP
C17	15	CAP
C18	16	CAP
C19	16	CAP
C20	16	CAP
C21	16	CAP
C22	16	CAP
C23	16	CAP
C24	16	CAP
C25	16	CAP
C26	16	CAP
C27	16	CAP
C28	16	CAP
C29	16	CAP_P
C30	22	CAP_P
C31	28	CAP_P
C32	25	CAP
C33	25	CAP
C34	16	CAP
C35	16	CAP_P
C36	11	CAP
C37	11	CAP
C38	11	CAP
C39	11	CAP
C40	11	CAP
C41	12	CAP
C42	11	CAP
C43	11	CAP
C44	10	CAP
C45	16	CAP
C46	10	CAP
C47	9	CAP
C48	9	CAP
C49	9	CAP
C50	9	CAP
C51	9	CAP
C52	9	CAP
C53	9	CAP
C54	9	CAP
C55	12	CAP
C56	30	CAP_P
C57	30	CAP_P
C58	10	CAP
C59	9	CAP
C60	12	CAP
C61	12	CAP
C62	26	CAP_P
C63	11	CAP
C64	10	CAP
C65	9	CAP
C66	9	CAP
C67	28	CAP
C68	9	CAP
C69	12	CAP
C70	9	CAP
C71	9	CAP
C72	9	CAP
C73	11	CAP
C74	9	CAP
C75	9	CAP
C76	31	CAP
C77	30	CAP
C78	10	CAP
C79	9	CAP
C80	12	CAP
C81	11	CAP
C82	9	CAP
C83	29	CAP_P
C84	11	CAP
C85	11	CAP
C86	9	CAP
C87	9	CAP
C88	12	CAP
C89	29	CAP
C90	9	CAP
C91	10	CAP
C92	9	CAP
C93	11	CAP
C94	10	CAP

C95	10	CAP
C96	29	CAP
C97	31	CAP
C98	11	CAP
C99	11	CAP
C100	10	CAP
C101	10	CAP
C102	10	CAP
C103	9	CAP
C104	9	CAP
C105	9	CAP
C106	9	CAP
C107	9	CAP
C108	10	CAP
C109	10	CAP
C110	10	CAP
C111	29	CAP
C112	31	CAP
C113	11	CAP
C114	29	CAP
C115	29	CAP
C116	29	CAP
C117	32	CAP_P
C118	22	CAP_P
C119	22	CAP_P
C120	22	CAP_P
C121	31	CAP
C122	31	CAP
C123	32	CAP_P
C124	6	CAP
C125	29	CAP_P
C126	29	CAP
C127	29	CAP_P
C128	22	CAP_P
C129	22	CAP_P
C130	30	CAP
C131	28	CAP
C132	29	CAP
C133	22	CAP_P
C134	28	CAP
C135	22	CAP
C136	28	CAP_P
C137	22	CAP
C138	26	CAP_P
C139	26	CAP
C140	26	CAP
C141	8	CAP
C142	8	CAP
C143	26	CAP
C144	26	CAP
C145	23	CAP
C146	23	CAP
C147	27	CAP
C148	28	CAP
C149	23	CAP_P
C150	23	CAP
C151	23	CAP
C152	28	CAP_P
C153	28	CAP
C154	22	CAP
C155	22	CAP_P
C156	22	CAP
C157	23	CAP
C158	23	CAP
C159	27	CAP_P
C160	22	CAP_P
C161	27	CAP_P
C162	27	CAP_P
C163	22	CAP
C164	6	CAP
C165	22	CAP_P
C166	23	CAP
C167	22	CAP
C168	27	CAP_P
C169	23	CAP
C170	27	CAP_P
C171	27	CAP_P
C172	27	CAP_P
C173	27	CAP_P
C174	27	CAP_P
C175	27	CAP_P
C176	27	CAP_P
C177	22	CAP
C178	22	CAP
C179	27	CAP_P
C180	27	CAP_P
C181	22	CAP
C182	22	CAP
C183	22	CAP
C184	22	CAP
C185	22	CAP
C186	21	CAP_P
C187	22	CAP_P
C188	4	CAP
C189	4	CAP

C190	4	CAP
C191	22	CAP_P
C192	4	CAP
C193	4	CAP
C194	24	CAP
C195	4	CAP
C196	4	CAP
C197	22	CAP_P
C198	24	CAP
C199	27	CAP
C200	27	CAP
C201	21	CAP_P
C202	21	CAP_P
C203	22	CAP
C204	4	CAP
C205	4	CAP
C206	22	CAP_P
C207	22	CAP_P
C208	27	CAP
C209	27	CAP
C210	27	CAP
C211	21	CAP_P
C212	21	CAP_P
C213	4	CAP_P
C214	27	CAP
C215	27	CAP
C216	27	CAP
C217	27	CAP
C218	27	CAP
C219	27	CAP
C220	22	CAP
C221	4	CAP
C222	4	CAP
C223	4	CAP
C224	22	CAP
C225	4	CAP
C226	4	CAP
C227	4	CAP
C228	4	CAP
C229	27	CAP
C230	27	CAP
C231	4	CAP
C232	21	CAP_P
C233	27	CAP
C234	22	CAP
C235	19	CAP
C236	19	CAP
C237	19	CAP
C238	19	CAP
C239	16	CAP
C240	19	CAP
C241	19	CAP
C242	32	CAP
C243	19	CAP
C244	19	CAP
C245	19	CAP
C246	16	CAP
C247	16	CAP
C248	19	CAP
C249	19	CAP
C250	32	CAP
C251	32	CAP
C252	16	CAP
C253	16	CAP
C254	19	CAP
C255	25	CAP
C256	25	CAP
C257	32	CAP
C258	15	CAP
C259	25	CAP
C260	32	CAP
C261	32	CAP
C262	32	CAP
C263	30	CAP
C264	32	CAP
C265	19	CAP
C266	19	CAP
C267	19	CAP
C268	30	CAP
C269	30	CAP
C270	19	CAP
C271	15	CAP
C272	15	CAP
C273	30	CAP
C274	25	CAP
C275	30	CAP
C276	15	CAP
C277	19	CAP
C278	19	CAP
C279	19	CAP
C280	16	CAP
C281	16	CAP
C282	15	CAP
C283	19	CAP
C284	19	CAP

C285	32	CAP
C286	16	CAP
C287	32	CAP
C288	15	CAP
C289	15	CAP
C290	16	CAP
C291	15	CAP
C292	9	CAP
C293	9	CAP
C294	15	CAP
C295	16	CAP
C296	16	CAP
C297	15	CAP
C298	15	CAP
C299	18	CAP
C300	15	CAP
C301	15	CAP
C302	15	CAP
C303	9	CAP
C304	9	CAP
C305	16	CAP
C306	15	CAP
C307	9	CAP
C308	9	CAP
C309	15	CAP
C310	15	CAP
C311	22	CAP
C312	32	CAP
C313	15	CAP
C314	15	CAP
C315	15	CAP
C316	22	CAP_P
C317	22	CAP_P
C318	32	CAP
C319	16	CAP
C320	16	CAP
C321	16	CAP
C322	15	CAP
C323	15	CAP
C324	22	CAP
C325	16	CAP
C326	32	CAP
C327	32	CAP
C328	11	CAP
C329	32	CAP
C330	11	CAP
C331	30	CAP
C332	11	CAP
C333	11	CAP
C334	32	CAP
C335	32	CAP
C336	6	CAP
C337	30	CAP
C338	30	CAP
C339	11	CAP
C340	11	CAP
C341	32	CAP
C342	31	CAP
C343	11	CAP
C344	29	CAP
C345	29	CAP
C346	29	CAP
C347	12	CAP
C348	11	CAP
C349	30	CAP
C350	30	CAP
C351	29	CAP
C352	11	CAP
C353	32	CAP
C354	32	CAP
C355	32	CAP
C356	32	CAP
C357	30	CAP
C358	29	CAP
C359	11	CAP
C360	11	CAP
C361	12	CAP
C362	28	CAP
C363	26	CAP
C364	29	CAP
C365	28	CAP
C366	11	CAP
C367	11	CAP
C368	26	CAP
C369	29	CAP
C370	29	CAP
C371	11	CAP
C372	26	CAP
C373	31	CAP
C374	11	CAP
C375	31	CAP
C376	11	CAP
C377	11	CAP
C378	32	CAP
C379	32	CAP

C380	32	CAP
C381	26	CAP
C382	26	CAP
C383	31	CAP
C384	26	CAP
C385	26	CAP
C386	22	CAP
C387	26	CAP
C388	32	CAP
C389	22	CAP
C390	32	CAP
C391	26	CAP
C392	26	CAP
C393	26	CAP
C394	31	CAP
C395	31	CAP
C396	31	CAP
C397	26	CAP
C398	26	CAP
C399	26	CAP
C400	18	CAP
C401	7	CAP
C402	26	CAP
C403	26	CAP
C404	29	CAP
C405	8	CAP
C406	8	CAP
C407	8	CAP
C408	26	CAP
C409	14	CAP
C410	14	CAP
C411	14	CAP
C412	14	CAP
C413	14	CAP
C414	14	CAP
C415	14	CAP
C416	14	CAP
C417	14	CAP
C418	14	CAP
C419	14	CAP
C420	14	CAP
C421	14	CAP
C422	14	CAP
C423	14	CAP
C424	14	CAP
C425	14	CAP
C426	14	CAP
C427	14	CAP
C428	14	CAP
C429	14	CAP
C430	14	CAP
C431	14	CAP
C432	14	CAP
C433	14	CAP
C434	14	CAP
C436	14	CAP
C437	14	CAP
C438	14	CAP
C439	14	CAP
C440	14	CAP
C441	14	CAP
C442	14	CAP
C443	14	CAP
C444	14	CAP
C445	14	CAP
C446	14	CAP
C447	14	CAP
C448	8	CAP
C449	8	CAP
C450	8	CAP
C451	14	CAP
C452	14	CAP
C453	14	CAP
C454	14	CAP
C455	14	CAP
C456	14	CAP
C457	14	CAP
C458	8	CAP
C459	14	CAP
C460	14	CAP
C461	14	CAP
C462	14	CAP
C463	14	CAP
C464	14	CAP
C465	14	CAP
C466	14	CAP
C467	14	CAP
C468	14	CAP
C469	14	CAP
C470	14	CAP
C471	14	CAP
C472	14	CAP
C473	14	CAP
C474	14	CAP
C475	14	CAP

NOTICE OF PROPRIETARY PROPERTY

THE INFORMATION CONTAINED HEREIN IS THE PROPRIETARY PROPERTY OF APPLE COMPUTER, INC. THE POSSESSOR AGREES TO THE FOLLOWING

I TO MAINTAIN THE DOCUMENT IN CONFIDENCE

II NOT TO REPRODUCE OR COPY IT

III NOT TO REVEAL OR PUBLISH IN WHOLE OR PART

APPLE COMPUTER INC.

SIZE	DRAWING NUMBER	REV.
D	?	?
SCALE NONE	SHT ? OF ?	

www.laptop-schematics.com

C476	14	CAP
C477	14	CAP
C478	14	CAP
C479	14	CAP
C480	14	CAP
C481	14	CAP
C482	14	CAP
C483	14	CAP
C484	14	CAP
C485	14	CAP
C486	14	CAP
C487	14	CAP
C488	14	CAP
C489	14	CAP
C490	14	CAP
C491	14	CAP
C492	14	CAP
C493	14	CAP
C494	14	CAP
C495	14	CAP
C496	14	CAP
C497	14	CAP
C498	14	CAP
C499	14	CAP
C500	14	CAP
C501	14	CAP
C502	14	CAP
C503	14	CAP
C504	14	CAP
C505	14	CAP
C506	14	CAP
C507	14	CAP
C508	14	CAP
C509	14	CAP
C510	14	CAP
C511	14	CAP
C512	14	CAP
C513	14	CAP
C514	14	CAP
C515	14	CAP
C516	14	CAP
C517	14	CAP
C518	14	CAP
C519	14	CAP
C520	14	CAP
C521	14	CAP
C522	14	CAP
C523	14	CAP
C524	22	CAP
C525	14	CAP
C526	14	CAP
C527	14	CAP
C528	14	CAP
C529	14	CAP
C530	6	CAP
C531	6	CAP
C532	14	CAP
C533	14	CAP
C534	18	CAP
C535	14	CAP
C536	14	CAP
C537	14	CAP
C538	14	CAP
C539	14	CAP
C540	18	CAP
C541	14	CAP
C542	14	CAP
C543	14	CAP
C544	14	CAP
C545	14	CAP
C546	14	CAP
C547	14	CAP
C548	14	CAP
C549	14	CAP
C550	14	CAP
C551	14	CAP
C552	14	CAP
C553	14	CAP
C554	14	CAP
C555	17	CAP
C556	14	CAP
C557	14	CAP
C558	14	CAP
C559	14	CAP
C560	14	CAP
C561	14	CAP
C562	14	CAP
C563	14	CAP
C564	14	CAP
C565	14	CAP
C566	14	CAP
C567	14	CAP
C568	14	CAP
C569	14	CAP
C570	14	CAP

C571	14	CAP
C572	14	CAP
C573	14	CAP
C574	14	CAP
C575	14	CAP
C576	14	CAP
C577	5	CAP
C578	14	CAP
C579	14	CAP
C580	14	CAP
C581	14	CAP
C582	18	CAP
C583	14	CAP
C584	14	CAP
C585	14	CAP
C586	5	CAP
C587	18	CAP
C588	18	CAP
C589	5	CAP
C590	26	CAP
C591	26	CAP
C592	22	CAP
C593	6	CAP
C595	26	CAP
C596	26	CAP
C597	23	CAP
C598	23	CAP
C599	22	CAP
C600	27	CAP
C601	27	CAP
C602	27	CAP
C603	27	CAP
C604	27	CAP
C605	27	CAP
C606	22	CAP
C607	24	CAP
C608	22	CAP
C609	24	CAP
C610	24	CAP
C611	24	CAP
C612	24	CAP
C613	24	CAP
C614	24	CAP
C615	22	CAP
C616	4	CAP
C617	3	CAP
C618	24	CAP
C619	4	CAP
C620	4	CAP
C621	4	CAP
C622	4	CAP
C623	4	CAP
C624	4	CAP
C625	3	CAP
C626	3	CAP
C627	24	CAP
C628	24	CAP
C629	22	CAP
C630	24	CAP
C631	24	CAP
C632	22	CAP
C633	21	CAP
C634	21	CAP
C635	24	CAP
C636	24	CAP
C637	22	CAP
C638	4	CAP
C639	4	CAP
C640	24	CAP
C641	24	CAP
C642	4	CAP
C643	27	CAP
C644	27	CAP
C645	24	CAP
C646	24	CAP
C647	24	CAP
C648	24	CAP
C649	24	CAP
C650	24	CAP
C651	24	CAP
C652	24	CAP
C653	24	CAP
C654	24	CAP
C655	24	CAP
C656	24	CAP
C657	24	CAP
C658	24	CAP
C659	24	CAP
C660	24	CAP
C661	24	CAP
C662	24	CAP
C663	24	CAP
C664	24	CAP
C665	22	CAP_P
C666	22	CAP_P

C667	24	CAP
C668	27	CAP
C669	27	CAP
C670	27	CAP
C671	24	CAP
C672	24	CAP
C673	24	CAP
C674	24	CAP
C675	24	CAP
C676	24	CAP
C677	24	CAP
C678	24	CAP
C679	27	CAP
C680	4	CAP
C681	24	CAP
C682	24	CAP
C683	4	CAP
C684	4	CAP
C685	24	CAP
C686	27	CAP
C687	27	CAP
C688	24	CAP
C689	4	CAP
C690	4	CAP
C691	4	CAP
C692	24	CAP
C693	24	CAP
C694	4	CAP
C695	4	CAP
C696	24	CAP
C697	4	CAP
C698	4	CAP
C699	24	CAP
C700	27	CAP
C701	27	CAP
C702	27	CAP
C703	27	CAP
C704	27	CAP
C705	4	CAP
C706	24	CAP
C707	24	CAP
C708	24	CAP
C709	21	CAP
C710	24	CAP
C711	24	CAP
C712	24	CAP
C713	24	CAP
C714	20	CAP
C715	4	CAP
C716	4	CAP
C717	26	CAP
C718	4	CAP
C719	4	CAP
C720	20	CAP
C721	22	CAP
C722	22	CAP
C723	22	CAP
C724	22	CAP_P
C725	7	CAP
C726	7	CAP
C727	7	CAP
C728	7	CAP
C729	7	CAP
C730	7	CAP
C731	7	CAP
C732	7	CAP
C733	7	CAP
C734	7	CAP
C735	7	CAP
C736	7	CAP
C737	7	CAP
C738	7	CAP
C739	7	CAP
C740	7	CAP
C741	7	CAP
C742	31	CAP
C743	31	CAP
C744	31	CAP_P
C745	21	CAP
C746	21	CAP
C748	23	CAP
C751	19	CAP
C752	22	CAP
C753	22	CAP
C754	22	CAP
C755	28	CAP
C756	28	CAP
C757	28	CAP
C758	28	CAP_P
D1	9	DIODE_SCHOT
D2	16	DIODE_SCHOT
D3	23	DIODE_SCHOT
D4	23	DIODE_SCHOT
D5	23	DIODE_SCHOT
D6	23	DIODE_SCHOT

D7	27	DIODE_SCHOT
D8	27	DIODE_SCHOT
D9	27	DIODE_SCHOT
D10	32	ZENER_MMBZ15VDLT1
D11	32	DIODE_SCHOT_3P
D12	30	DIODE_SCHOT_3P
D13	16	DIODE
D14	22	DIODE_SCHOT
D15	22	DIODE_SCHOT
D16	22	DIODE_SCHOT
D17	22	DIODE_SCHOT
D18	22	DIODE_SCHOT
D19	22	DIODE_SCHOT
D20	27	DIODE_SCHOT
D21	27	DIODE_SCHOT
D22	22	DIODE_SCHOT
DS1	28	LED
DS2	26	LED
DS3	28	LED
DS4	15	LED
DS5	15	LED
DS6	15	LED
DS7	6	LED
F1	16	FUSE
F2	19	FUSE
F3	25	FUSE
FL1	16	FILTER_CHOKE_DUAL
FL2	25	FILTER_LC
FL3	16	FILTER_CHOKE_DUAL
FL4	25	FILTER_LC
FL5	25	FILTER_LC
FL6	19	FILTER_12P
FL7	32	FILTER_12P
J1	15	CON_RJ45
J2	19	CON_F4RT_USB_UPRIGHT
J3	19	CON_F4RT_USB_UPRIGHT
J4	16	CON_FWVERT_SKT
J5	19	CON_F4RT_USB_UPRIGHT
J6	16	CON_FWVERT_SKT
J7	32	CON_F8RT_S_TH1
J8	25	CON_F14RT_D4MT_TH1
J9	30	CON_F5RT_S_2MT_TH1
J10	25	CON_F21RT_S2MT_SM
J11	13	CON_M4ST_LCK
J12	26	CON_M40SM_635
J13	26	CON_M26ST_SMBM
J14	26	CON_M40ST_NC20
J15	27	CON_M14ST_D_TH
J17	28	CON_M12ST_SM
J18	22	CON_M3ST_LCK
J19	6	CON_168ST_UDRM
J20	24	CON_F20SM_KX
J21	6	CON_144_33SM72
J22	26	CON_68_PCMCIA_FOXCN
J23	24	CON_F140SM_BTB
J24	26	CON_M2SM_DF13
J25	21	CON_M6ST_BTRY
J26	7	CON_F1ST_S2MT_SM
J27	18	CON_F1ST_S2MT_SM
J28	3	CON_F12RT_S2MT_SM
L1	16	IND
L2	16	IND
L3	25	IND
L4	32	IND
L5	32	IND
L6	9	IND
L7	32	IND
L8	32	IND
L9	29	IND
L10	29	IND
L11	29	IND
L12	32	IND
L13	27	IND
L14	27	IND
L15	27	IND
L16	13	IND
L17	27	IND_3P
L18	27	IND_3P
L19	22	IND
L20	32	IND
L21	32	IND
L22	30	IND
L23	30	IND
L24	30	IND
L25	19	IND
L26	19	IND
L27	19	IND
L28	19	IND
L29	19	IND
L30	30	IND
L31	19	IND
L32	30	IND
L33	32	IND
L34	32	IND
L35	25	IND

L36	30	IND
L37	30	IND
L38	30	IND
L39	30	IND
L40	30	IND
L41	15	IND
L42	15	IND
L43	26	IND
L44	26	IND
L45	25	IND
L46	16	IND
L47	31	IND
L48	31	IND
L49	31	IND
L50	29	IND
L51	26	IND
L52	31	IND
L53	31	IND
L54	29	IND
L55	26	IND
L56	26	IND
L57	26	IND
L58	26	IND
L59	18	IND
L60	26	IND
L61	31	IND
L62	26	IND
L63	26	IND
L64	26	IND
L65	26	IND
L66	26	IND
L67	26	IND
L68	7	IND
L69	7	IND
Q1	30	TRA_2N3904
Q2	30	TRA_2N3904
Q3	16	TRA_2N3904
Q4	30	TRA_2N3906
Q5	30	TRA_2N7002
Q6	28	TRA_2N7002
Q7	28	TRA_SI3443DV
Q8	28	TRA_2N7002
Q9	28	TRA_SI3443DV
Q10	28	TRA_2N7002
Q11	27	TRA_2N7002
Q12	27	TRA_2N7002
Q13	28	TRA_SI3443DV
Q14	27	TRA_2N7002
Q15	28	TRA_2N7002
Q16	22	TRA_2N7002
Q17	27	TRA_2N3904
Q18	23	TRA_2N3904
Q19	27	TRA_IRF7805
Q20	27	TRA_2N7002
Q21	9	TRA_2N3904
Q22	32	TRA_2N7002
Q23	28	TRA_SI3443DV
Q24	32	TRA_2N7002
Q25	28	TRA_2N7002
Q26	32	TRA_2N7002
Q27	28	TRA_2N7002
Q28	28	TRA_2N7002
Q29	27	TRA_IRF7805
Q30	22	TRA_IRF7822
Q31	27	TRA_IRF7805
Q32	27	TRA_IRF7805
Q33	22	TRA_IRF7822
Q34	27	TRA_IRF7805
Q35	22	TRA_IRF7822
Q36	21	TRA_2N7002
Q37	21	TRA_2N7002
Q38	22	TRA_IRF7822
R1	15	RES
R2	15	RES
R3	15	RES
R4	15	RES
R5	15	RES
R6	15	RES
R7	30	RES
R8	15	RES
R9	15	RES
R10	18	RES
R11	16	RES
R12	16	RES
R13	16	RES
R14	16	RES
R15	16	RES
R16	15	RES
R17	15	RES
R18	25	RES
R19	25	RES
R20	25	RES
R21	25	RES
R22	25	RES
R23	25	RES

www.laptop-schematics.com

NOTICE OF PROPRIETARY PROPERTY

THE INFORMATION CONTAINED HEREIN IS THE PROPRIETARY PROPERTY OF APPLE COMPUTER, INC. THE POSSESSOR AGREES TO THE FOLLOWING

I TO MAINTAIN THE DOCUMENT IN CONFIDENCE

II NOT TO REPRODUCE OR COPY IT

III NOT TO REVEAL OR PUBLISH IN WHOLE OR PART

APPLE COMPUTER INC.

SIZE	DRAWING NUMBER	REV.
D	?	?
SCALE NONE	SHT ? OF ?	

R24	25	RES
R25	25	RES
R26	25	RES
R27	25	RES
R28	25	RES
R29	25	RES
R30	9	RES
R31	25	RES
R32	16	RES
R33	16	RES
R34	16	RES
R35	16	RES
R36	16	RES
R37	16	RES
R38	15	RES
R39	15	RES
R40	11	RES
R41	9	RES
R42	25	RES
R43	9	RES
R44	9	RES
R45	25	RES
R46	15	RES
R47	15	RES
R48	15	RES
R49	15	RES
R50	12	RES
R51	9	RES
R52	12	RES
R53	9	RES
R54	25	RES
R55	12	RES
R56	9	RES
R57	9	RES
R58	9	RES
R59	16	RES
R60	16	RES
R61	9	RES
R62	28	RES
R63	25	RES
R64	20	RES
R65	25	RES
R66	20	RES
R67	10	RES
R68	31	RES
R69	31	RES
R70	31	RES
R71	31	RES
R72	30	RES
R73	16	RES
R74	30	RES
R75	30	RES
R76	10	RES
R77	10	RES
R78	9	RES
R79	20	RES
R80	11	RES
R81	11	RES
R82	20	RES
R83	20	RES
R84	28	RES
R85	31	RES
R86	11	RES
R87	20	RES
R88	10	RES
R89	20	RES
R90	31	RES
R91	10	RES
R92	20	RES
R93	9	RES
R94	20	RES
R95	9	RES
R96	32	RES
R97	10	RES
R98	10	RES
R99	10	RES
R100	10	RES
R101	10	RES
R102	10	RES
R103	10	RES
R104	10	RES
R105	10	RES
R106	10	RES
R107	31	RES
R108	31	RES
R109	31	RES
R110	29	RES
R111	29	RES
R112	29	RES
R113	29	RES
R114	8	RES
R115	8	RES
R116	8	RES
R117	8	RES
R118	8	RES
R119	8	RES
R120	13	RES
R121	20	RES
R122	30	RES
R123	8	RES
R124	28	RES
R125	28	RES
R126	30	RES
R127	30	RES
R128	30	RES
R129	30	RES
R130	30	RES
R131	26	RES
R132	26	RES
R133	26	RES
R134	22	RES
R135	22	RES
R136	20	RES
R137	18	RES
R138	18	RES
R139	18	RES
R140	18	RES
R141	17	RES
R142	18	RES
R143	18	RES
R144	18	RES
R145	18	RES
R146	20	RES
R147	8	RES
R148	20	RES
R149	18	RES
R150	18	RES
R151	18	RES
R152	6	RES
R153	13	RES
R154	8	RES
R155	18	RES
R156	18	RES
R157	26	RES
R158	6	RES
R159	13	RES
R160	6	RES
R161	18	RES
R162	18	RES
R163	18	RES
R164	6	RES
R165	18	RES
R166	20	RES
R167	18	RES
R168	18	RES
R169	13	RES
R170	18	RES
R171	18	RES
R172	18	RES
R173	18	RES
R174	5	RES
R175	18	RES
R176	23	RES
R177	23	RES
R178	20	RES
R179	20	RES
R180	20	RES
R181	18	RES
R182	5	RES
R183	18	RES
R184	27	RES
R185	23	RES
R186	23	RES
R187	28	RES
R188	28	RES
R189	5	RES
R190	28	RES
R191	28	RES
R192	5	RES
R193	18	RES
R194	18	RES
R195	23	RES
R196	23	RES
R197	23	RES
R198	23	RES
R199	23	RES
R200	23	RES
R201	23	RES
R202	23	RES
R203	23	RES
R204	23	RES
R205	23	RES
R206	23	RES
R207	23	RES
R208	23	RES
R209	27	RES
R210	23	RES
R211	23	RES
R212	23	RES
R213	23	RES
R214	20	RES
R215	5	RES
R216	23	RES
R217	23	RES
R218	28	RES
R219	23	RES
R220	23	RES
R221	20	RES
R222	5	RES
R223	5	RES
R224	28	RES
R225	5	RES
R226	28	RES
R227	20	RES
R228	22	RES
R229	22	RES
R230	23	RES
R231	23	RES
R232	27	RES
R233	5	RES
R234	5	RES
R235	23	RES
R236	28	RES
R237	5	RES
R238	23	RES
R239	23	RES
R240	23	RES
R241	23	RES
R242	23	RES
R243	22	RES
R244	5	RES
R245	5	RES
R246	5	RES
R247	5	RES
R248	3	RES
R249	3	RES
R250	3	RES
R251	3	RES
R252	3	RES
R253	23	RES
R254	23	RES
R255	28	RES
R256	5	RES
R257	23	RES
R258	22	RES
R259	20	RES
R260	20	RES
R261	20	RES
R262	22	RES
R263	3	RES
R264	3	RES
R265	3	RES
R266	3	RES
R267	3	RES
R268	23	RES
R269	22	RES
R270	28	RES
R271	22	RES
R272	22	RES
R273	22	RES
R274	20	RES
R275	20	RES
R276	20	RES
R277	20	RES
R278	27	RES
R279	22	RES
R280	20	RES
R281	20	RES
R282	20	RES
R283	20	RES
R284	20	RES
R285	20	RES
R286	20	RES
R287	20	RES
R288	20	RES
R289	20	RES
R290	20	RES
R291	20	RES
R292	20	RES
R293	20	RES
R294	20	RES
R295	20	RES
R296	20	RES
R297	27	RES
R298	27	RES
R299	27	RES
R300	27	RES
R301	27	RES
R302	27	RES
R303	27	RES
R304	22	RES
R305	24	RES
R306	20	RES
R307	21	RES
R308	27	RES
R309	27	RES
R310	27	RES
R311	20	RES
R312	20	RES
R313	27	RES
R314	23	RES
R315	21	RES
R316	23	RES
R317	22	RES
R318	30	RES
R319	25	RES
R320	16	RES
R321	25	RES
R322	16	RES
R323	16	RES
R324	16	RES
R325	16	RES
R326	16	RES
R327	16	RES
R328	16	RES
R329	16	RES
R330	15	RES
R331	16	RES
R332	9	RES
R333	9	RES
R334	9	RES
R335	19	RES
R336	18	RES
R337	9	RES
R338	9	RES
R339	16	RES
R340	15	RES
R341	15	RES
R342	15	RES
R343	18	RES
R344	18	RES
R345	32	RES
R346	9	RES
R347	9	RES
R348	25	RES
R349	25	RES
R350	25	RES
R351	25	RES
R352	25	RES
R353	25	RES
R354	25	RES
R355	15	RES
R356	15	RES
R357	15	RES
R358	32	RES
R359	15	RES
R360	22	RES
R361	22	RES
R362	32	RES
R363	15	RES
R364	25	RES
R365	25	RES
R366	25	RES
R367	25	RES
R368	25	RES
R369	25	RES
R370	9	RES
R371	9	RES
R372	16	RES
R373	15	RES
R374	22	RES
R375	32	RES
R376	32	RES
R377	16	RES
R378	16	RES
R379	16	RES
R380	16	RES
R381	16	RES
R382	11	RES
R383	11	RES
R384	20	RES
R385	20	RES
R386	9	RES
R387	11	RES
R388	11	RES
R389	11	RES
R390	32	RES
R391	30	RES
R392	30	RES
R393	30	RES
R394	30	RES
R395	25	RES
R396	15	RES
R397	12	RES
R398	15	RES
R399	15	RES
R400	15	RES
R401	15	RES
R402	12	RES
R403	25	RES
R404	9	RES
R405	22	RES
R406	12	RES
R407	30	RES
R408	30	RES
R409	25	RES
R410	25	RES
R411	25	RES
R412	25	RES
R413	30	RES
R414	30	RES
R415	30	RES
R416	6	RES
R417	30	RES
R418	30	RES
R419	30	RES
R420	30	RES
R421	12	RES
R422	12	RES
R423	30	RES
R424	30	RES
R425	30	RES
R426	30	RES
R427	30	RES
R428	20	RES
R429	29	RES
R430	12	RES
R431	20	RES
R432	30	RES
R433	30	RES
R434	29	RES
R435	29	RES
R436	11	RES
R437	32	RES
R438	32	RES
R439	29	RES
R440	28	RES
R441	28	RES
R442	29	RES
R443	31	RES
R444	29	RES
R445	12	RES
R446	12	RES
R447	31	RES
R448	29	RES
R449	28	RES
R450	31	RES
R451	29	RES
R452	12	RES
R453	12	RES
R454	32	RES
R455	32	RES
R456	31	RES
R457	11	RES
R458	11	RES
R459	20	RES
R460	22	RES
R461	22	RES
R462	32	RES
R463	32	RES
R464	20	RES
R465	32	RES
R466	32	RES
R467	10	RES
R468	10	RES
R469	10	RES
R470	10	RES
R471	10	RES
R472	10	RES
R473	10	RES
R474	29	RES
R475	26	RES
R476	26	RES
R477	26	RES
R478	26	RES
R479	29	RES
R480	31	RES
R481	31	RES
R482	31	RES
R483	26	RES
R484	22	RES
R485	19	RES
R486	6	RES
R487	19	RES
R488	29	RES
R489	29	RES
R490	19	RES
R491	19	RES
R492	19	RES
R493	19	RES
R495	19	RES
R496	18	RES
R497	20	RES
R498	8	RES
R499	8	RES

www.laptop-schematics.com

NOTICE OF PROPRIETARY PROPERTY

THE INFORMATION CONTAINED HEREIN IS THE PROPRIETARY PROPERTY OF APPLE COMPUTER, INC. THE POSSESSOR AGREES TO THE FOLLOWING

I TO MAINTAIN THE DOCUMENT IN CONFIDENCE

II NOT TO REPRODUCE OR COPY IT

III NOT TO REVEAL OR PUBLISH IN WHOLE OR PART

APPLE COMPUTER INC.

SIZE	DRAWING NUMBER	REV.
D	?	?
SCALE NONE	SHT ? OF ?	

R500	31	RES
R501	31	RES
R502	31	RES
R503	19	RES
R504	19	RES
R505	19	RES
R506	13	RES
R507	19	RES
R508	19	RES
R509	13	RES
R510	31	RES
R511	13	RES
R512	18	RES
R513	13	RES
R514	8	RES
R515	8	RES
R516	8	RES
R517	8	RES
R518	8	RES
R519	24	RES
R520	24	RES
R521	26	RES
R522	8	RES
R523	8	RES
R524	24	RES
R525	24	RES
R526	26	RES
R527	17	RES
R528	24	RES
R529	24	RES
R530	8	RES
R531	6	RES
R532	7	RES
R533	24	RES
R534	24	RES
R535	13	RES
R536	13	RES
R537	13	RES
R538	8	RES
R539	6	RES
R540	8	RES
R541	7	RES
R542	18	RES
R543	7	RES
R544	18	RES
R545	26	RES
R546	6	RES
R547	7	RES
R548	7	RES
R549	17	RES
R550	7	RES
R551	17	RES
R552	7	RES
R553	17	RES
R554	18	RES
R555	26	RES
R556	7	RES
R557	17	RES
R558	7	RES
R559	26	RES
R560	7	RES
R561	17	RES
R562	5	RES
R563	17	RES
R564	5	RES
R565	5	RES
R566	5	RES
R567	26	RES
R568	18	RES
R569	18	RES
R570	5	RES
R571	17	RES
R572	7	RES
R573	26	RES
R574	26	RES
R575	20	RES
R576	20	RES
R577	20	RES
R578	5	RES
R579	5	RES
R580	7	RES
R581	17	RES
R582	17	RES
R583	22	RES
R584	17	RES
R585	17	RES
R586	17	RES
R587	23	RES
R588	23	RES
R589	23	RES
R590	28	RES
R591	23	RES
R592	22	RES
R593	26	RES
R594	28	RES
R595	23	RES
R596	28	RES
R597	23	RES
R598	23	RES
R599	22	RES
R600	22	RES
R601	28	RES
R602	20	RES
R603	20	RES
R604	20	RES
R605	27	RES
R606	27	RES
R607	27	RES
R608	20	RES
R609	3	RES
R610	27	RES
R611	3	RES
R612	22	RES
R613	22	RES
R614	21	RES
R615	20	RES
R616	20	RES
R617	22	RES
R618	21	RES
R619	20	RES
R620	21	RES
R621	21	RES
R622	20	RES
R623	20	RES
R624	7	RES
R625	7	RES
R626	20	RES
R627	7	RES
R628	7	RES
R629	20	RES
R630	20	RES
R631	27	RES
R632	20	RES
R633	22	RES
R634	20	RES
R635	7	RES
R636	7	RES
R637	7	RES
R638	7	RES
R639	27	RES
R640	27	RES
R641	21	RES
R642	21	RES
R643	22	RES
R644	27	RES
R645	15	RES
R646	24	RES
R647	27	RES
R648	27	RES
R649	27	RES
R650	27	RES
R651	27	RES
R652	7	RES
R653	7	RES
R654	7	RES
R655	20	RES
R656	7	RES
R657	7	RES
R667	7	RES
R668	7	RES
R670	7	RES
R676	7	RES
R678	7	RES
R680	7	RES
R681	7	RES
R721	20	RES
R722	22	RES
R723	31	RES
R724	31	RES
R725	31	RES
R726	31	RES
R727	16	RES
R728	4	RES
R729	4	RES
R730	4	RES
R731	4	RES
R732	21	RES
R733	21	RES
R734	21	RES
R735	21	RES
R736	21	RES
R737	21	RES
R738	21	RES
R739	21	RES
R740	21	RES
R741	21	RES
R742	21	RES
R743	21	RES
R744	21	RES
R745	21	RES
R746	21	RES
R747	21	RES
R748	24	RES
R749	21	RES
R750	21	RES
R751	21	RES
R752	21	RES
R753	21	RES
R754	21	RES
R755	32	RES
R756	32	RES
R757	20	RES
R760	22	RES
R761	7	RES
R762	7	RES
R763	7	RES
R764	18	RES
R765	18	RES
R766	18	RES
R767	22	RES
R768	22	RES
R769	22	RES
R780	28	RES
R781	28	RES
RP1	20	RPAK4P
RP2	10	RPAK4P
RP3	20	RPAK4P
RP4	13	RPAK4P
RP5	20	RPAK4P
RP6	13	RPAK4P
RP7	6	RPAK4P
RP8	20	RPAK4P
RP9	8	RPAK4P
RP10	20	RPAK4P
RP11	6	RPAK4P
RP12	20	RPAK4P
RP13	20	RPAK4P
RP14	20	RPAK4P
RP15	20	RPAK4P
RP16	20	RPAK4P
RP17	20	RPAK4P
RP18	20	RPAK4P
RP19	15	RPAK4P
RP20	10	RPAK4P
RP21	8	RPAK4P
RP22	6,8	RPAK4P
RP23	6,8	RPAK4P
RP24	8	RPAK4P
RP25	17	RPAK4P
RP26	8	RPAK4P
RP27	17	RPAK4P
RP28	6	RPAK4P
RP29	6,8	RPAK4P
RP30	17	RPAK4P
RP31	6,8	RPAK4P
RP32	17	RPAK4P
RP33	8	RPAK4P
RP34	6	RPAK4P
RP35	7	RPAK4P
S1	28	SWI_4RTSA1_SMB
S2	28	SWI_4RTSA1_SMB
S3	26	SWI_4RTSA1_SMB
S4	23	SWI_TACT_4SM
S5	23	SWI_TACT
T1	15	XFR_100BT_MDIX
U1	9	VREG_TL431
U2	15	TRANSCEIVER_ENET_LXT971A
U3	11	SGRAM_2MX32
U4	32	AMP_TA2024
U5	29	TAS3001C
U6	5,6,8,13	PANGEA
U7	8	FEPR_1MX8
U8	23	M16C62
U9	7	74574
U10	22	VREG_LP2951
U11	23	VREG_TL431
U12	23	VDET_MC33465N_22ATR
U13	3,4	SCVGER483
U14	4	SRAM_DDR_153PBGA
U15	23	NC7SZ04
U16	18,25	74125
U17	16	FW802
U18	16	VREG_LP2951
U19	12	CLK_GEN_IMISM530
U20	29,30	OPAMP_TS924
U21	11	SGRAM_2MX32
U22	9,10,12	MONICA
U23	29	ADDAC_TLC320AD77C
U24	31	OPAMP_TS924
U25	29	VREG_LP2951
U26	29	VREG_LP2951
U27	31	ADC_CS5331
U28	23	MAX6328
U29	22	SWREG_LTC1735
U30	4	SRAM_DDR_153PBGA
U31	27	LTC1628
U32	21	VREG_LP2951
U33	7	CLK_GEN_IMIC5003
U35	21	AT90S1200
U36	21	EEPR_256X8
U38	19	SWI_TPS2023
VR1	22	VREG_EZ1582
VR2	22	VREG_EZ1582
VR3	22	VREG_EZ1582
VR4	21	VREG_EZ1582
VR5	28	VREG_EZ1582
XS1	31	STAR
XS2	30	STAR
XS3	29	STAR
XS4	32	STAR
XS5	29	STAR
XW1	28	SHORT
XW2	28	SHORT
XW3	31	SHORT
XW4	22	SHORT
XW5	27	SHORT
Y1	16	CRYSTAL
Y2	15	CRYSTAL
Y3	9	CRYSTAL
Y4	23	CRYSTAL
Y5	23	CRYSTAL_4PIN
Y6	18	CRYSTAL
Y7	12	CRYSTAL
Y8	7	CRYSTAL
ZH1	33	MTGHOLE
ZH2	33	MTGHOLE
ZH3	33	MTGHOLE
ZH4	28	MTGHOLE
ZH40	26	PCB_STANDOFF
ZH44	26	PCB_STANDOFF

NOTICE OF PROPRIETARY PROPERTY

THE INFORMATION CONTAINED HEREIN IS THE PROPRIETARY PROPERTY OF APPLE COMPUTER, INC. THE POSSESSOR AGREES TO THE FOLLOWING

I TO MAINTAIN THE DOCUMENT IN CONFIDENCE

II NOT TO REPRODUCE OR COPY IT

III NOT TO REVEAL OR PUBLISH IN WHOLE OR PART

APPLE COMPUTER INC.

SIZE	DRAWING NUMBER	REV.
D	?	?
SCALE NONE	SHT ? OF ?	

www.laptop-schematics.com