

Model Name : AIVP1/AIVP2

File Name :

# Compal Confidential

## AIVP1/AIVP2 UMA M/B Schematics Document

Intel Bay Trail M

2015-01-15

REV:0.2

14@  
DA1 PCB

Part Number	Description
DA6001DH000	REV0.1 M/B

15@  
DA2 PCB

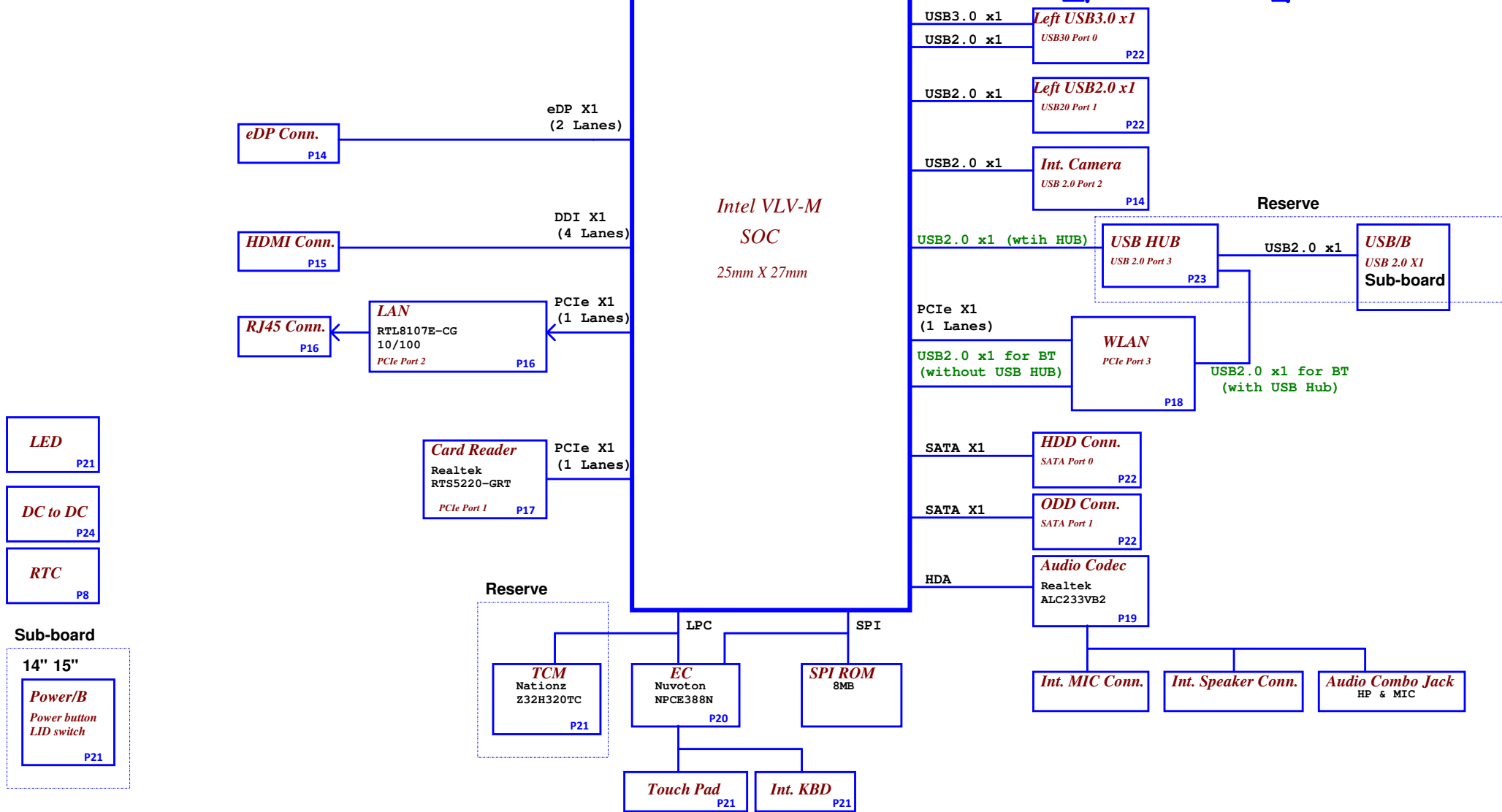
Part Number	Description
DA6001DH000	REV0.1 M/B

Security Classification	Compal Secret Data		Compal Electronics, Inc.	
Issued Date	2014/11/07	Deciphered Date	2015/11/07	Title
THIS SHEET OF ENGINEERING DRAWING IS THE PROPRIETARY PROPERTY OF COMPAL ELECTRONICS, INC. AND CONTAINS CONFIDENTIAL AND TRADE SECRET INFORMATION. THIS SHEET MAY NOT BE TRANSFERRED FROM THE CUSTODY OF THE COMPETENT DIVISION OF R&D DEPARTMENT EXCEPT AS AUTHORIZED BY COMPAL ELECTRONICS, INC. NEITHER THIS SHEET NOR THE INFORMATION IT CONTAINS MAY BE USED BY OR DISCLOSED TO ANY THIRD PARTY WITHOUT PRIOR WRITTEN CONSENT OF COMPAL ELECTRONICS, INC.				Document Number
				LA-C771P
				Rev
				0.2
Date: Thursday, January 15, 2015			Sheet	1 of 34

# Compal Confidential

Model Name : AIVP1/AIVP2

Project Name :



Security Classification	Compal Secret Data		Compal Electronics, Inc.	
Issued Date	2014/11/07	Deciphered Date	2015/11/07	Title
				Block Diagram
THIS SHEET OF ENGINEERING DRAWING IS THE PROPRIETARY PROPERTY OF COMPAL ELECTRONICS, INC. AND CONTAINS CONFIDENTIAL AND TRADE SECRET INFORMATION. THIS SHEET MAY NOT BE TRANSFERRED FROM THE CUSTODY OF THE COMPETENT DIVISION OF R&D DEPARTMENT EXCEPT AS AUTHORIZED BY COMPAL ELECTRONICS, INC. NEITHER THIS SHEET NOR THE INFORMATION IT CONTAINS MAY BE USED BY OR DISCLOSED TO ANY THIRD PARTY WITHOUT PRIOR WRITTEN CONSENT OF COMPAL ELECTRONICS, INC.				Document Number LA-C771P
				Rev 0.2
Date: Wednesday, January 14, 2015				Sheet 2 of 34

## Voltage Rails

Power Plane	Description	S0	S3	S4/S5
VIN	19V Adapter power supply	ON	ON	ON
BATT+	12V Battery power supply	ON	ON	ON
B+	AC or battery power rail for power circuit. (19V/12V)	ON	ON	ON
+RTCVCC	RTC Battery Power	ON	ON	ON
+1.0VALW	+1.0v Always power rail	ON	ON	ON
+1.8VALW	+1.8v Always power rail	ON	ON	ON
+3VALW	+3.3v Always power rail	ON	ON	ON
+5VALW	+5.0v Always power rail	ON	ON	ON
+1.35V	+1.35V power rail for DDR3L	ON	ON	OFF
+SOC_VCC	Core voltage for SOC	ON	OFF	OFF
+SOC_VNN	GFX voltage for SOC	ON	OFF	OFF
+0.675VS	+0.675V power rail for DDR3L Terminator	ON	OFF	OFF
+1.0VS	+1.0v system power rail	ON	OFF	OFF
+1.05VS	+1.05v system power rail	ON	OFF	OFF
+1.35VS	+1.35v system power rail	ON	OFF	OFF
+1.8VS	+1.8v system power rail	ON	OFF	OFF
+3VS	+3.3v system power rail	ON	OFF	OFF
+5VS	+5.0v system power rail	ON	OFF	OFF
Note : ON* means that this power plane is ON only with AC power available, otherwise it is OFF.				

## BOM Option Table

Item	BOM Structure
Unpop	@
Connector	ME@
XDP (Debug Port)	XDP@
EMC requirement	EMI@
EMC requirement unpop	@EMI@
ESD requirement	ESD@
ESD requirement unpop	@ESD@
TCM requirement	TCM@
NTCM SKU	NTCM@
Camera requirement	CMOS@
ODD requirement	ODD@
USB HUB requirement	HUB@
Port 80(Debug Port)	DB@
Bluetooth requirment	BT@
14"	14@
15"	15@

### EC SM Bus1 address

### EC SM Bus2 address

Device	Address
Smart Battery	0001 011X b
Charger	0b00010010 (0x12H)

### SOC SM Bus address

Device	Address
SO-DIMM A (JDIMM1)	A0h

## 43 level BOM table

43 Level	Description	BOM Structure

UC4  
N3540@

UC4  
N2940@


UC4  
N2840@

S IC FH8065301919700 SR1YW C0 2.16G C38! Part Number = SA00007ZH30

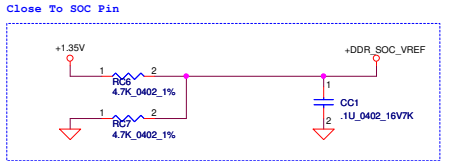
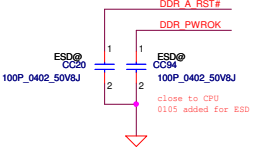


S IC FH8065301919600 SR1YV C0 1.83G C38! Part Number = SA00007ZJ30

S IC FH8065301903600 SR1YJ C0 2.16G C38! Part Number = SA00007ZJ30

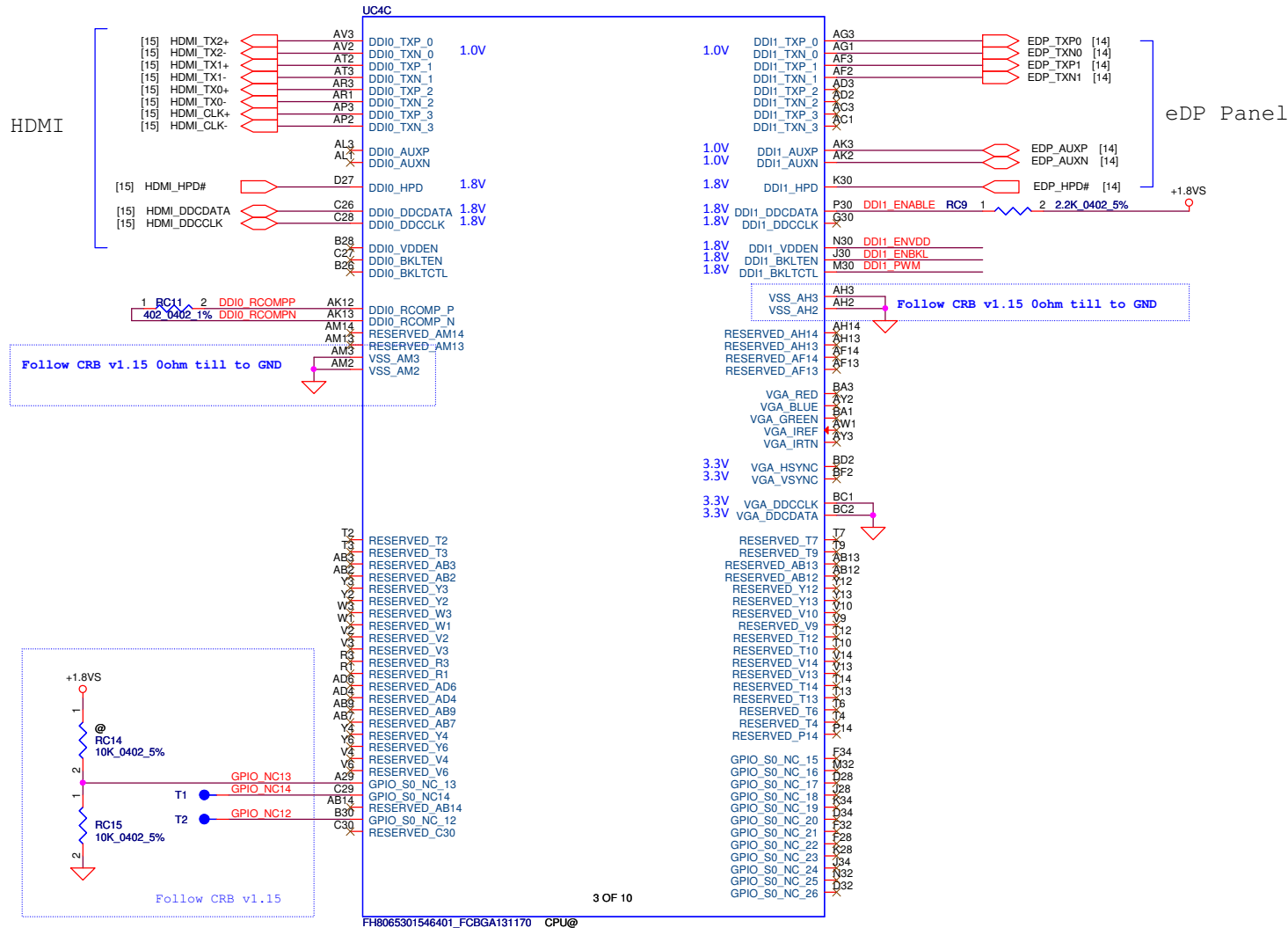
Security Classification	Compal Secret Data		Compal Electronics, Inc.	
Issued Date	2014/11/07	Deciphered Date	2015/11/07	Title
THIS SHEET OF ENGINEERING DRAWING IS THE PROPRIETARY PROPERTY OF COMPAL ELECTRONICS, INC. AND CONTAINS CONFIDENTIAL AND TRADE SECRET INFORMATION. THIS SHEET MAY NOT BE TRANSFERRED FROM THE CUSTODY OF THE COMPETENT DIVISION OF R&D DEPARTMENT EXCEPT AS AUTHORIZED BY COMPAL ELECTRONICS, INC. NEITHER THIS SHEET NOR THE INFORMATION IT CONTAINS MAY BE USED BY OR DISCLOSED TO ANY THIRD PARTY WITHOUT PRIOR WRITTEN CONSENT OF COMPAL ELECTRONICS, INC.				Document Number
				<b>LA-C771P</b>
				Rev 0.2
Date: Wednesday, January 14, 2015			Sheet 3 of 34	



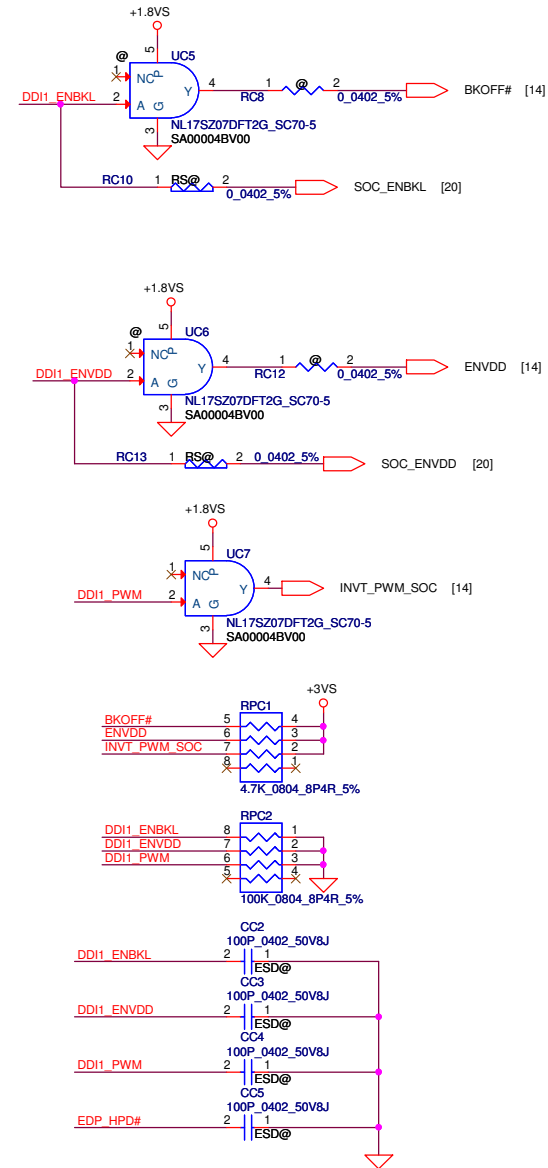
Security Classification	Compal Secret Data		Title	Compal Electronics, Inc.	
Issued Date	2014/11/07	Deciphered Date	2015/11/07	Power Sequence	
THIS SHEET OF ENGINEERING DRAWING IS THE PROPRIETARY PROPERTY OF COMPAL ELECTRONICS, INC. AND CONTAINS CONFIDENTIAL AND TRADE SECRET INFORMATION. THIS SHEET MAY NOT BE TRANSFERRED FROM THE CUSTODY OF THE COMPETENT DIVISION OF R&D DEPARTMENT EXCEPT AS AUTHORIZED BY COMPAL ELECTRONICS, INC. NEITHER THIS SHEET NOR THE INFORMATION IT CONTAINS MAY BE USED BY OR DISCLOSED TO ANY THIRD PARTY WITHOUT PRIOR WRITTEN CONSENT OF COMPAL ELECTRONICS, INC.			Document Number	LA-C771P	
			Date	Thursday, January 15, 2015	
			Sheet	4 of 34	



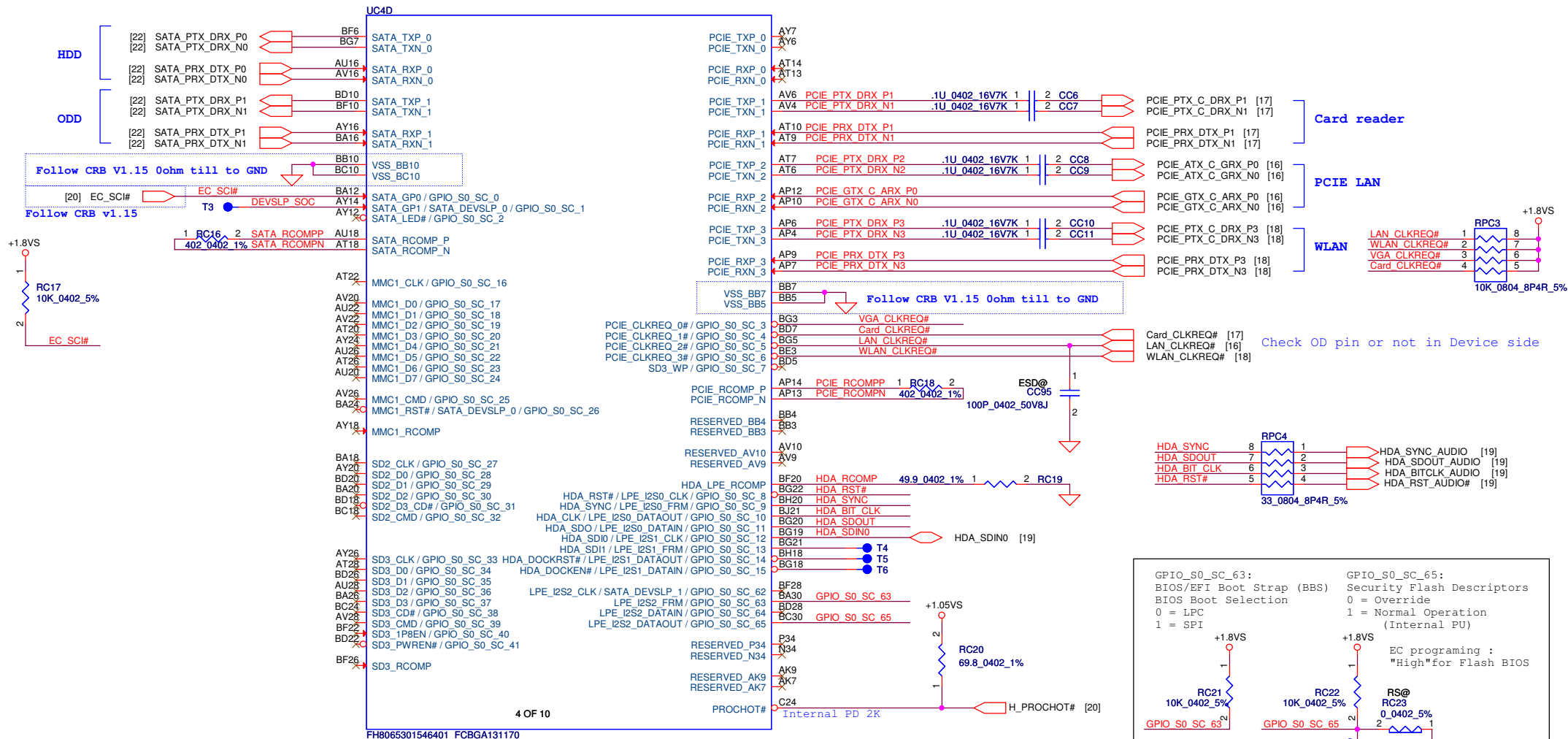
Security Classification	Compal Secret Data		Title
Issued Date	2014/11/07	Deciphered Date	2015/11/07
THIS SHEET OF ENGINEERING DRAWINGS IS THE PROPRIETARY PROPERTY OF COMPAL ELECTRONICS, INC. AND CONTAINS CONFIDENTIAL AND TRADE SECRET INFORMATION. THIS SHEET MAY NOT BE TRANSFERRED FROM THE CUSTODY OF THE COMPETENT DIVISION OF THE DEPARTMENT EXCEPT AS AUTHORIZED BY COMPAL ELECTRONICS, INC. NEITHER THIS SHEET NOR THE INFORMATION IT CONTAINS MAY BE USED BY OR DISCLOSED TO ANY THIRD PARTY WITHOUT PRIOR WRITTEN CONSENT OF COMPAL ELECTRONICS, INC.			Document Number <b>LA-C771P</b>
Date:	Wednesday, January 14, 2015	Sheet	5 of 34



GPIO\_S0\_NC[13]:  
Multiplexed with Hardware Straps Pin:MDSI\_DDCDATA

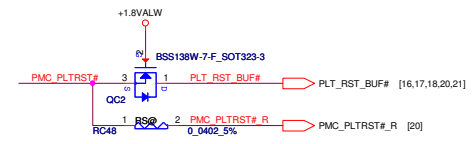
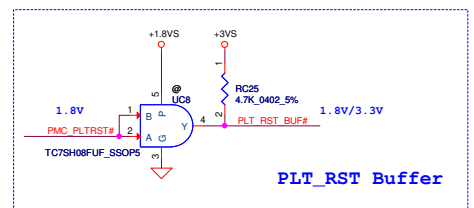
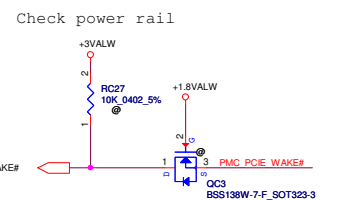
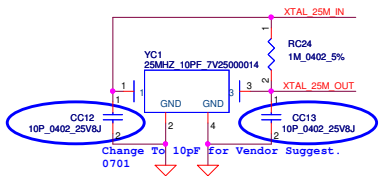


Security Classification		Compal Secret Data		Compal Electronics, Inc.	
Issued Date	2014/11/07	Deciphered Date	2015/11/07	Title	VLV-M(2/8) Display
THIS SHEET OF ENGINEERING DRAWING IS THE PROPRIETARY PROPERTY OF COMPAL ELECTRONICS, INC. AND CONTAINS CONFIDENTIAL AND TRADE SECRET INFORMATION. THIS SHEET MAY NOT BE TRANSFERRED FROM THE CUSTODY OF THE COMPETENT DIVISION OF R&D DEPARTMENT EXCEPT AS AUTHORIZED BY COMPAL ELECTRONICS, INC. NEITHER THIS SHEET NOR THE INFORMATION IT CONTAINS MAY BE USED BY OR DISCLOSED TO ANY THIRD PARTY WITHOUT PRIOR WRITTEN CONSENT OF COMPAL ELECTRONICS, INC.				Document Number	LA-C771P
Date:	Wednesday, January 14, 2015	Sheet	6 of 34	Rev	0.2

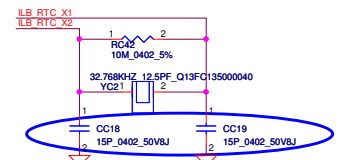
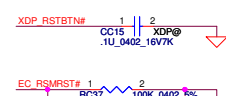
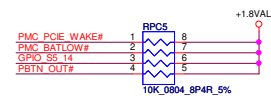
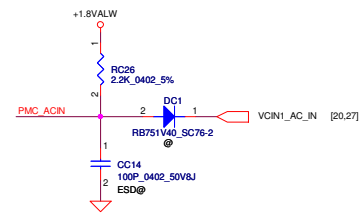
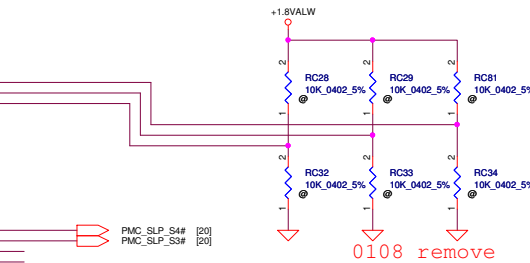
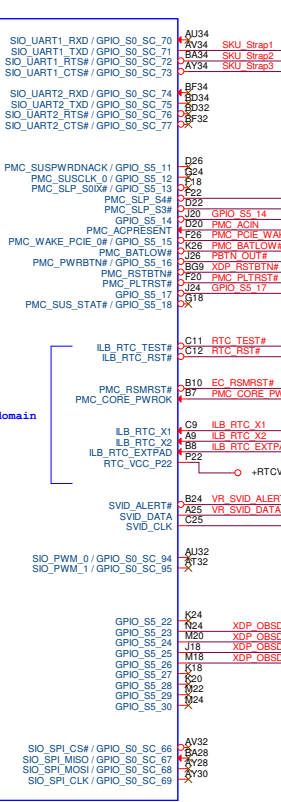
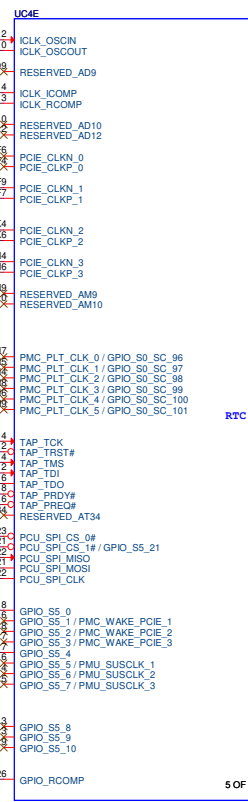
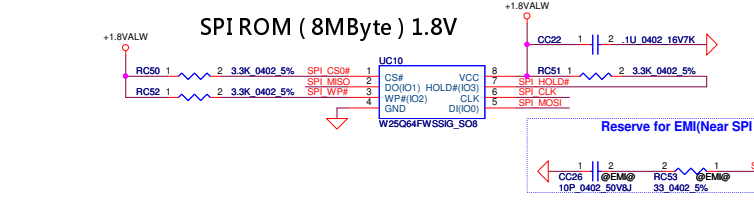
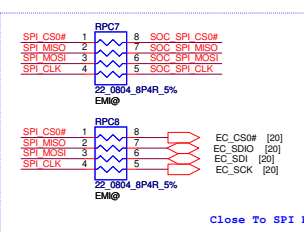
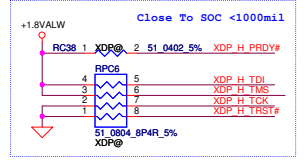


FH8065301546401\_FCBGA131170

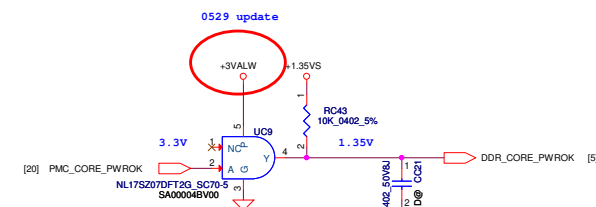
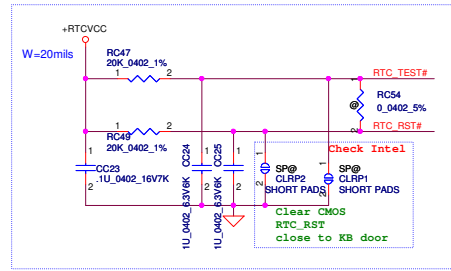
<b>Security Classification</b>	<b>Compal Secret Data</b>		<b>Compal Electronics, Inc.</b>	
<b>Issued Date</b>	2014/11/07	<b>Deciphered Date</b>	2015/11/07	<b>Title</b>
				<b>VLV-M(3/8) SATA/PCI-E/HDA</b>
THIS SHEET OF ENGINEERING DRAWING IS THE PROPRIETARY PROPERTY OF COMPAL ELECTRONICS, INC. AND CONTAINS CONFIDENTIAL AND TRADE SECRET INFORMATION. THIS SHEET MAY NOT BE TRANSFERRED FROM THE CUSTODY OF THE COMPETENT DIVISION OF R&D DEPARTMENT EXCEPT AS AUTHORIZED BY COMPAL ELECTRONICS, INC. NEITHER THIS SHEET NOR THE INFORMATION IT CONTAINS MAY BE USED BY OR DISCLOSED TO ANY THIRD PARTY WITHOUT PRIOR WRITTEN CONSENT OF COMPAL ELECTRONICS, INC.				<b>Document Number</b>
				<b>LA-C771P</b>
				<b>Rev</b>
				0.2
<b>Date:</b> Wednesday, January 14, 2015		<b>Sheet</b> 7 <b>of</b> 34		



- Card
- LAN
- WLAN

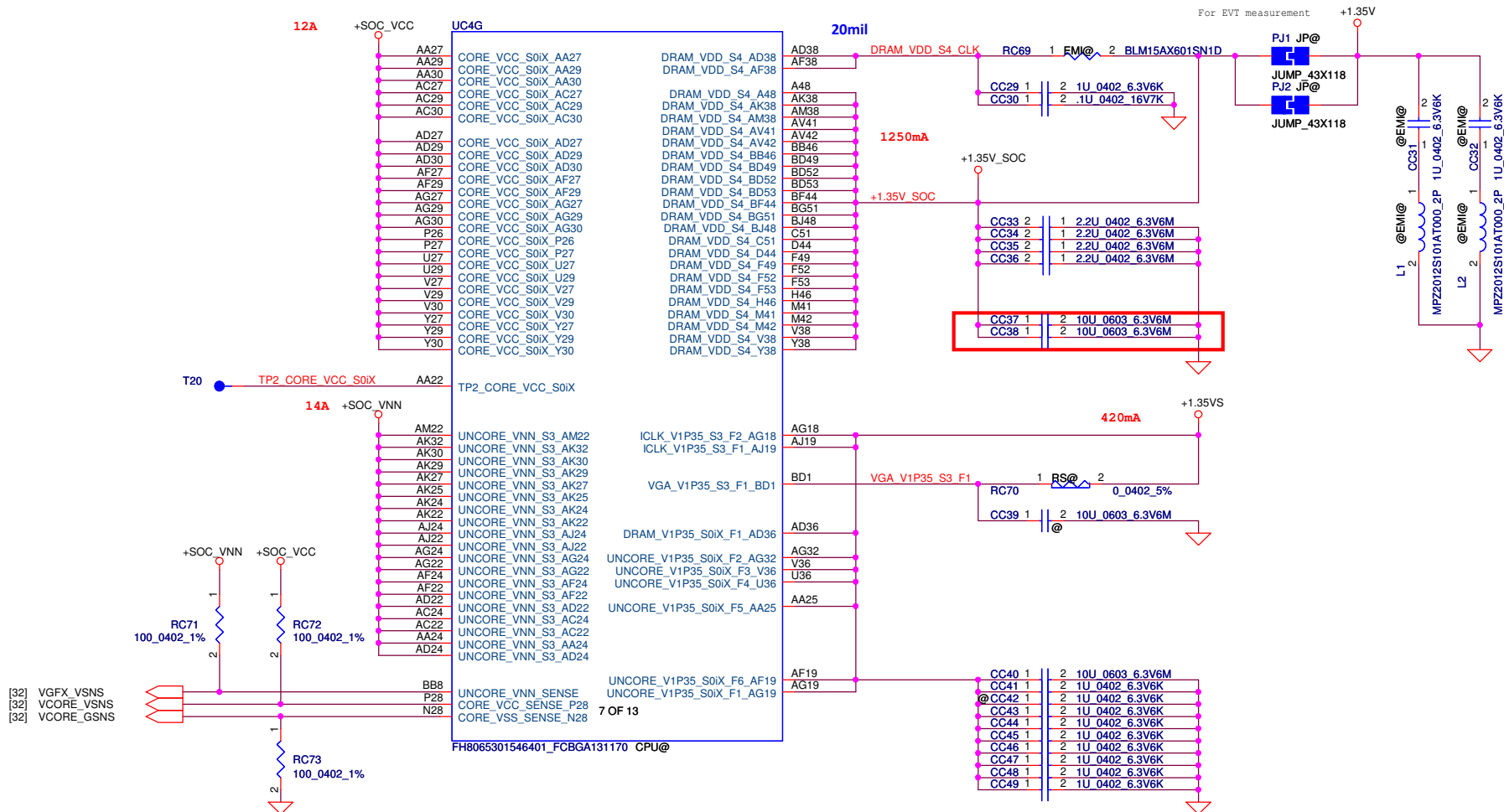


Change to 15pF for Vendor Suggest. 0701.



Security Classification	Compal Secret Data		Deciphered Date		Title	
Issued Date	2014/11/07	2015/11/07	2015/11/07		Compal Secret Data	
THIS SHEET OF ENGINEERING DRAWINGS IS THE PROPRIETARY PROPERTY OF COMPAL ELECTRONICS, INC. AND CONTAINS CONFIDENTIAL AND TRADE SECRET INFORMATION. THIS SHEET MAY NOT BE TRANSFERRED FROM THE CUSTODY OF THE COMPETENT DIVISION OF RESEARCH AND DEVELOPMENT EXCEPT AS AUTHORIZED BY COMPAL ELECTRONICS, INC. NEITHER THIS SHEET NOR THE INFORMATION IT CONTAINS MAY BE USED BY OR DISCLOSED TO ANY THIRD PARTY WITHOUT PRIOR WRITTEN CONSENT OF COMPAL ELECTRONICS, INC.					Document Number	LA-C771P
					Date:	Wednesday, January 14, 2015
					Sheet	8 of 34

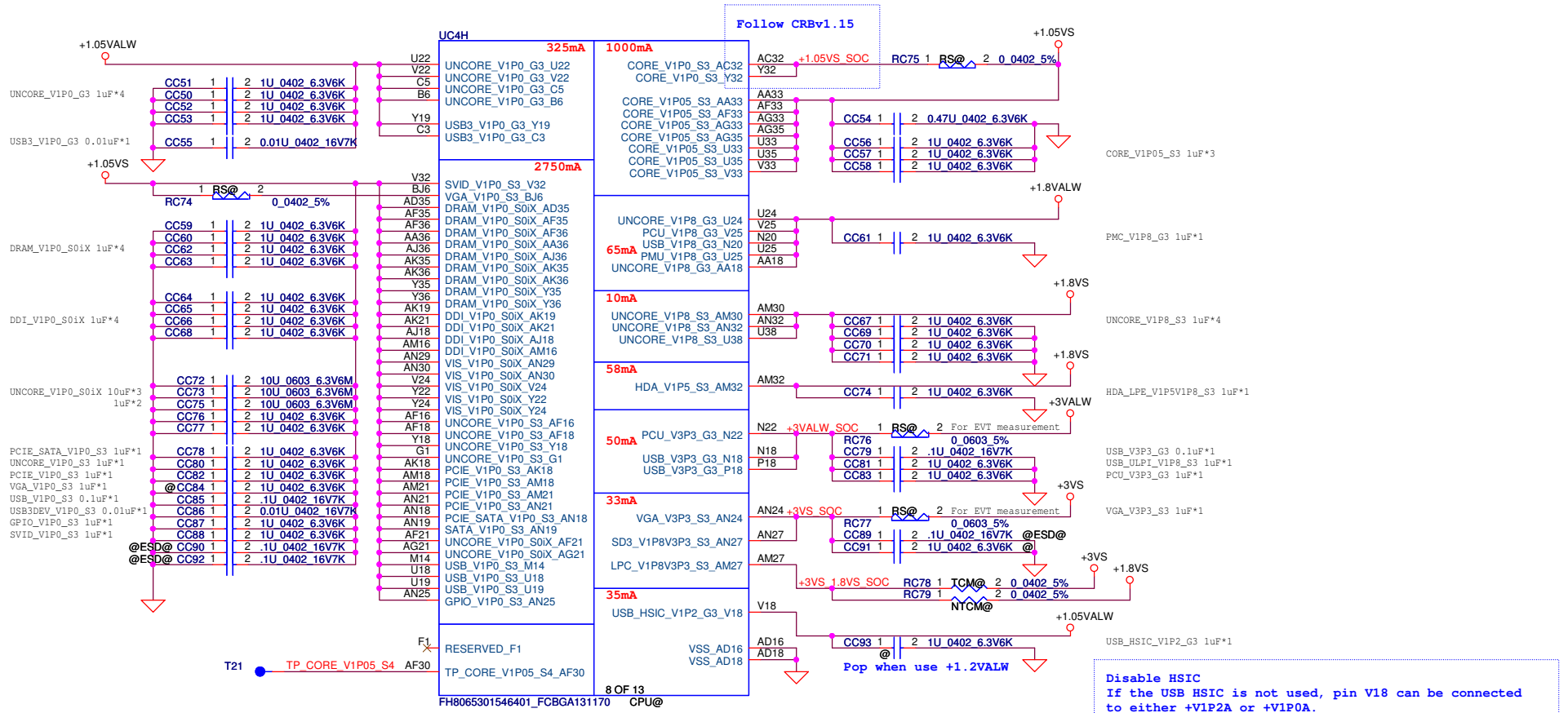





[32] VGFX\_VSNS  
 [32] VCORE\_VSNS  
 [32] VCORE\_GSNS

Security Classification		Compal Secret Data		Compal Electronics, Inc.	
Issued Date	2014/11/07	Deciphered Date	2015/11/07	Title <b>VLV-M(6/8) Power1</b>	
THIS SHEET OF ENGINEERING DRAWING IS THE PROPRIETARY PROPERTY OF COMPAL ELECTRONICS, INC. AND CONTAINS CONFIDENTIAL AND TRADE SECRET INFORMATION. THIS SHEET MAY NOT BE TRANSFERRED FROM THE CUSTODY OF THE COMPETENT DIVISION OF R&D DEPARTMENT EXCEPT AS AUTHORIZED BY COMPAL ELECTRONICS, INC. NEITHER THIS SHEET NOR THE INFORMATION IT CONTAINS MAY BE USED BY OR DISCLOSED TO ANY THIRD PARTY WITHOUT PRIOR WRITTEN CONSENT OF COMPAL ELECTRONICS, INC.				Size Custom	Document Number <b>LA-C771P</b>
Date:	Wednesday, January 14, 2015	Sheet	10	of	34

Rev 0.2



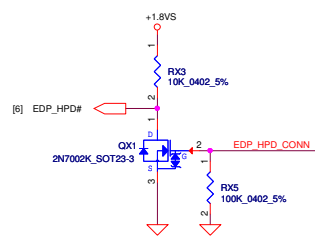
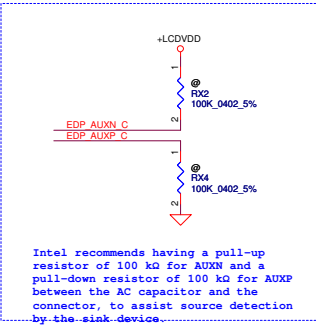
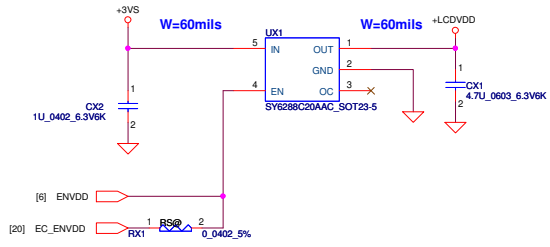
Security Classification		Compal Secret Data		Compal Electronics, Inc.	
Issued Date	2014/11/07	Deciphered Date	2015/11/07	Title	VLV-M(7/8) Power2
THIS SHEET OF ENGINEERING DRAWING IS THE PROPRIETARY PROPERTY OF COMPAL ELECTRONICS, INC. AND CONTAINS CONFIDENTIAL AND TRADE SECRET INFORMATION. THIS SHEET MAY NOT BE TRANSFERRED FROM THE CUSTODY OF THE COMPETENT DIVISION OF R&D DEPARTMENT EXCEPT AS AUTHORIZED BY COMPAL ELECTRONICS, INC. NEITHER THIS SHEET NOR THE INFORMATION IT CONTAINS MAY BE USED BY OR DISCLOSED TO ANY THIRD PARTY WITHOUT PRIOR WRITTEN CONSENT OF COMPAL ELECTRONICS, INC.				Size	Rev
				Document Number	0.2
				LA-C771P	
				Date	Wednesday, January 14, 2015
				Sheet	11 of 34



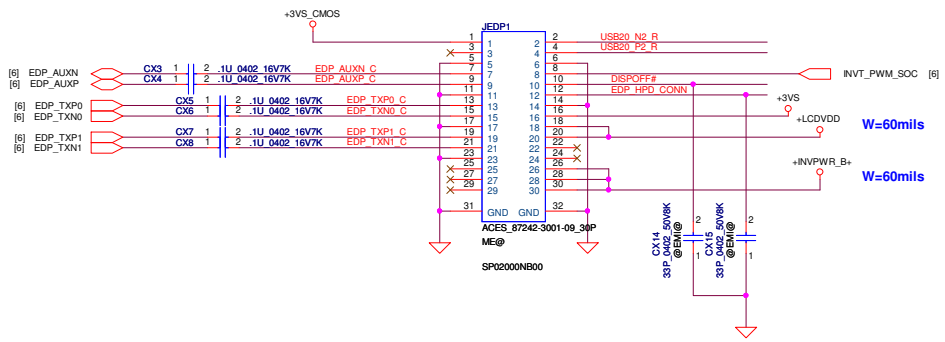
Security Classification		Compal Secret Data		Compal Electronics, Inc.	
Issued Date	2014/11/07	Deciphered Date	2015/11/07	Title	VLV-M(8/8) GND
THIS SHEET OF ENGINEERING DRAWING IS THE PROPRIETARY PROPERTY OF COMPAL ELECTRONICS, INC. AND CONTAINS CONFIDENTIAL AND TRADE SECRET INFORMATION. THIS SHEET MAY NOT BE TRANSFERRED FROM THE CUSTODY OF THE COMPETENT DIVISION OF R&D DEPARTMENT EXCEPT AS AUTHORIZED BY COMPAL ELECTRONICS, INC. NEITHER THIS SHEET NOR THE INFORMATION IT CONTAINS MAY BE USED BY OR DISCLOSED TO ANY THIRD PARTY WITHOUT PRIOR WRITTEN CONSENT OF COMPAL ELECTRONICS, INC.				Size Custom	Document Number LA-C771P
Date:	Wednesday, January 14, 2015	Sheet	12 of 34	Rev	0.2



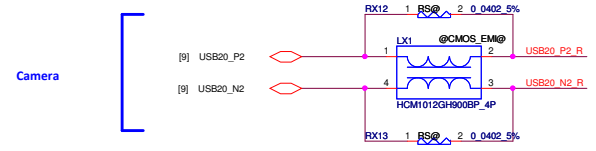
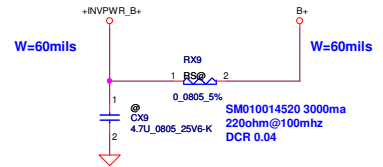
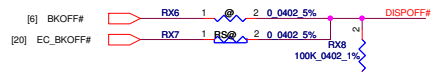
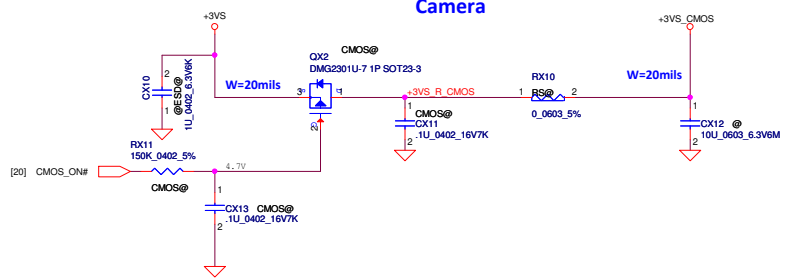
### LCD POWER CIRCUIT



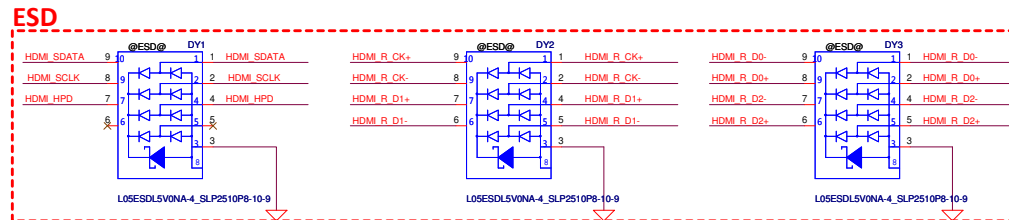
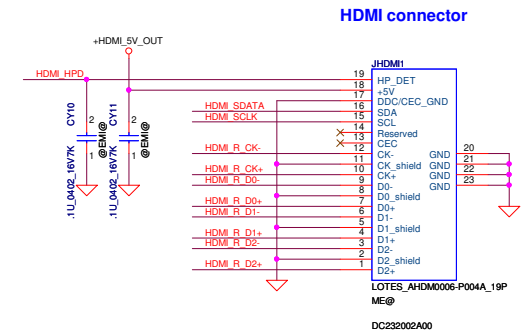
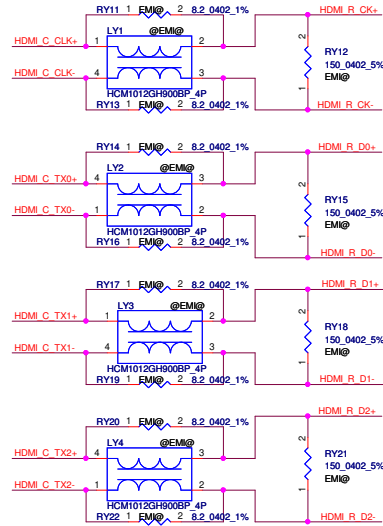
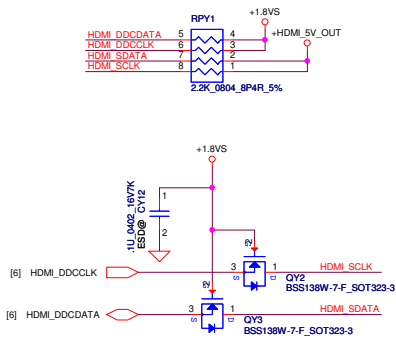
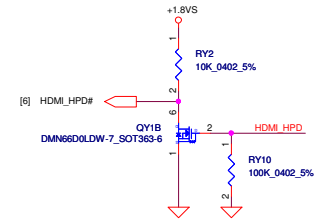
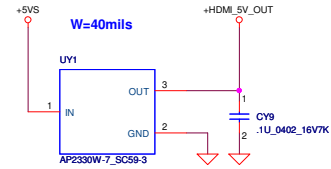
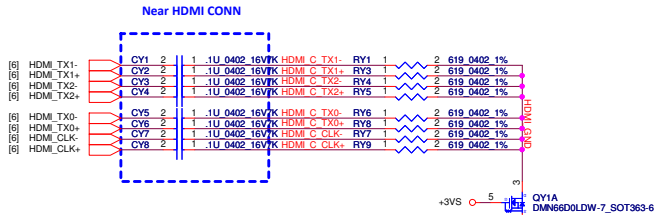
### eDP PANEL Conn.



### Camera

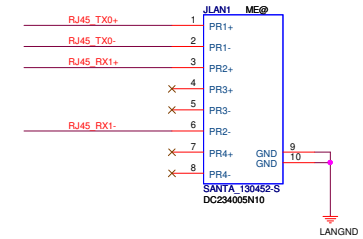
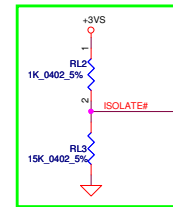
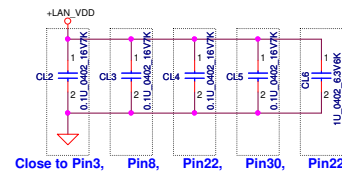
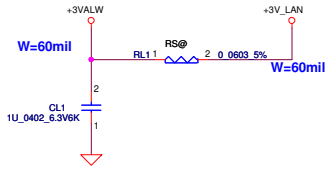


Security Classification	Compal Secret Data		Title
Issued Date	2014/11/07	Deciphered Date	
THIS SHEET OF ENGINEERING DRAWINGS IS THE PROPRIETARY PROPERTY OF COMPAL ELECTRONICS, INC. AND CONTAINS CONFIDENTIAL AND TRADE SECRET INFORMATION. THIS SHEET MAY NOT BE TRANSFERRED FROM THE CUSTODY OF THE COMPETENT DIVISION OF R&D DEPARTMENT EXCEPT AS AUTHORIZED BY COMPAL ELECTRONICS, INC. NEITHER THIS SHEET NOR THE INFORMATION IT CONTAINS MAY BE USED BY OR DISCLOSED TO ANY THIRD PARTY WITHOUT PRIOR WRITTEN CONSENT OF COMPAL ELECTRONICS, INC.			Document Number Custom <b>LA-C771P</b>
Date: Wednesday, January 14, 2015			Rev 0.2

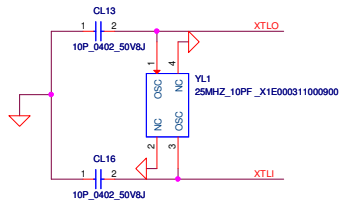
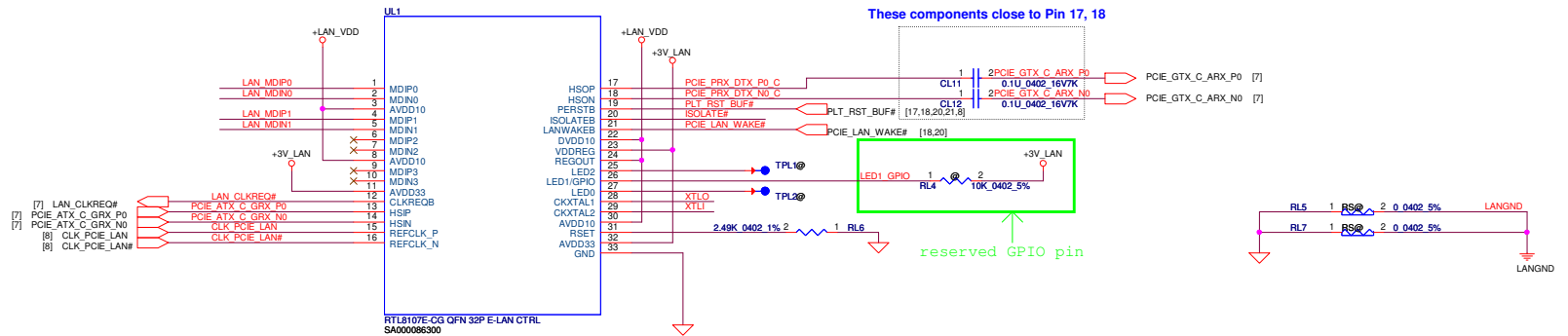
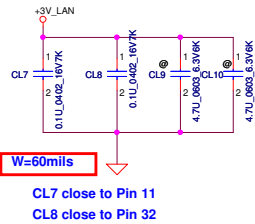


Security Classification	Compal Secret Data		Title <b>HDMI CONN.</b>
Issued Date	2014/11/07	Deciphered Date	
THIS SHEET OF ENGINEERING DRAWINGS IS THE PROPRIETARY PROPERTY OF COMPAL ELECTRONICS, INC. AND CONTAINS CONFIDENTIAL AND TRADE SECRET INFORMATION. THIS SHEET MAY NOT BE TRANSFERRED FROM THE CUSTODY OF THE COMPETENT DIVISION OF R&D DEPARTMENT EXCEPT AS AUTHORIZED BY COMPAL ELECTRONICS, INC. NEITHER THIS SHEET NOR THE INFORMATION IT CONTAINS MAY BE USED BY OR DISCLOSED TO ANY THIRD PARTY WITHOUT PRIOR WRITTEN CONSENT OF COMPAL ELECTRONICS, INC.			Document Number <b>LA-C771P</b> Rev 0.2 Date: Wednesday, January 14, 2015 Sheet 15 of 34

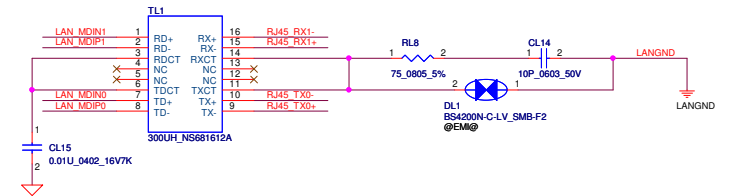
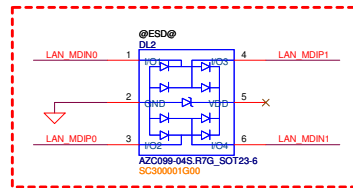
# RJ-45 CONN.



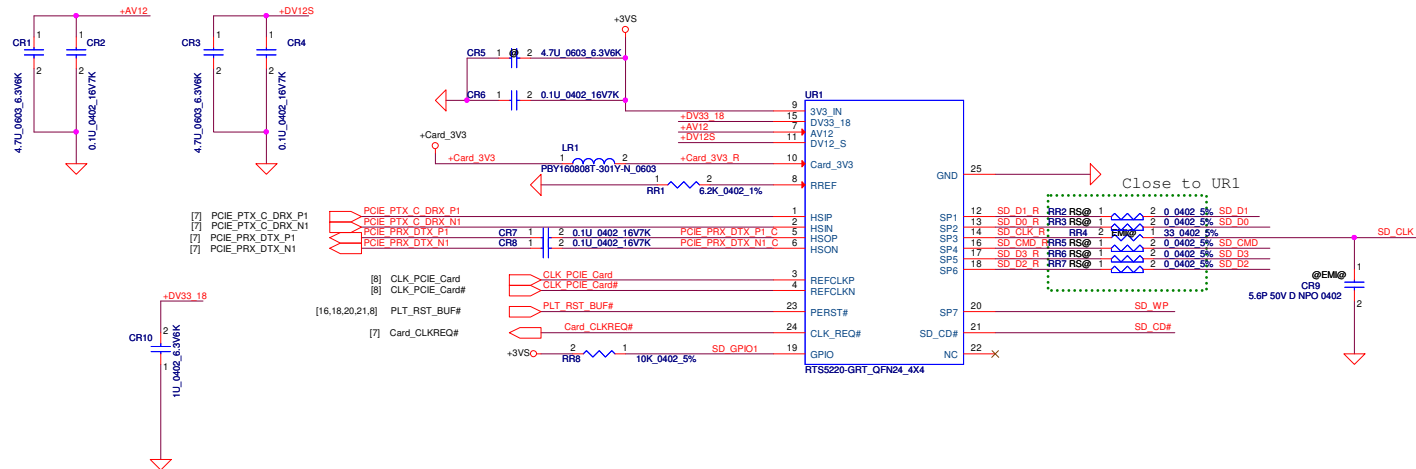
Rising time (10%-90%) 要 >1ms and <100ms



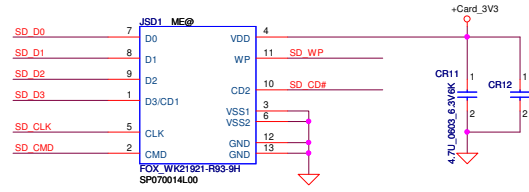
## ESD



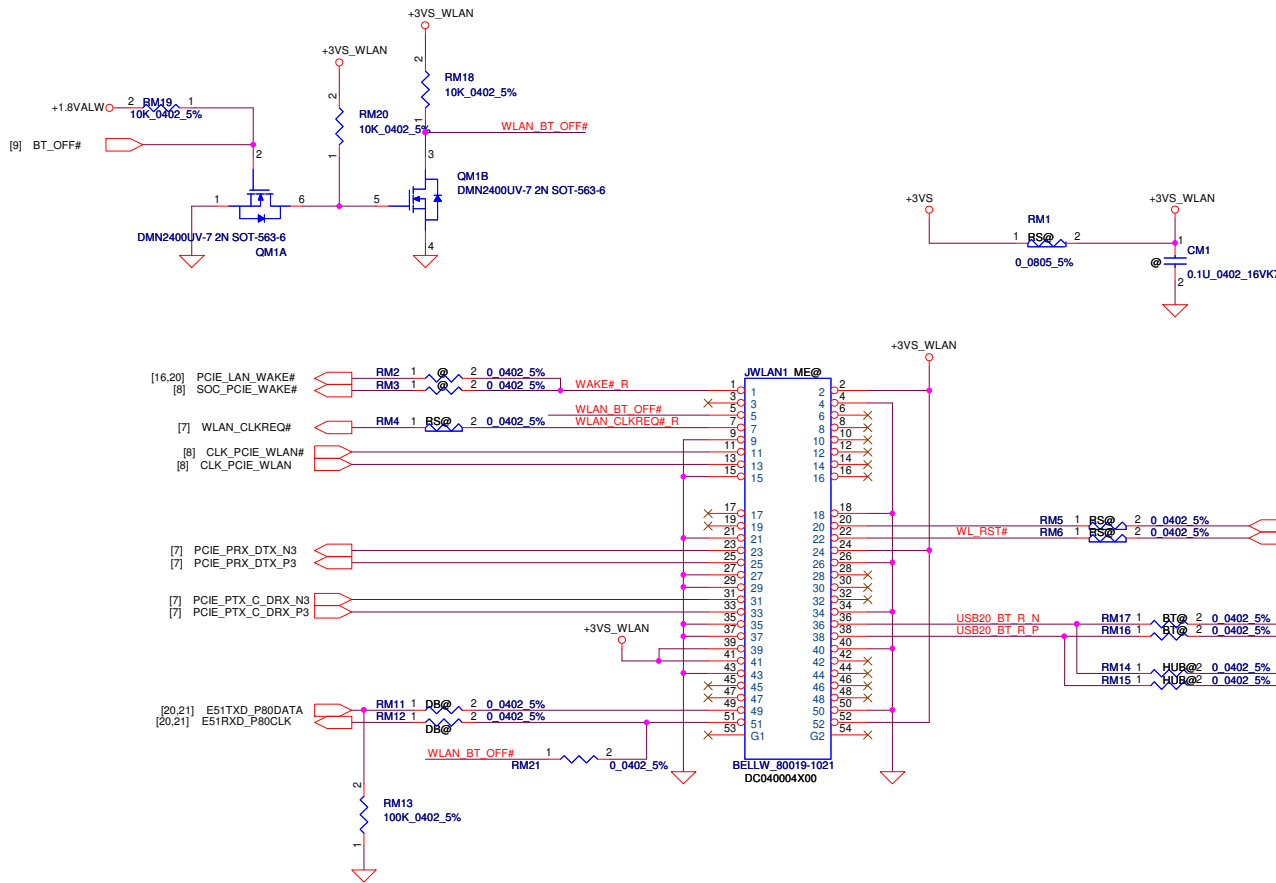
Security Classification	Compal Secret Data		Compal Electronics, Inc.	
Issued Date	2014/11/07	Deciphered Date	2015/11/07	Title
				LAN_RTL8107E
THIS SHEET OF ENGINEERING DRAWINGS IS THE PROPRIETARY PROPERTY OF COMPAL ELECTRONICS, INC. AND CONTAINS CONFIDENTIAL AND TRADE SECRET INFORMATION. THIS SHEET MAY NOT BE TRANSFERRED FROM THE CUSTODY OF THE COMPETENT DIVISION OF R&D DEPARTMENT EXCEPT AS AUTHORIZED BY COMPAL ELECTRONICS, INC. NEITHER THIS SHEET NOR THE INFORMATION IT CONTAINS MAY BE USED BY OR DISCLOSED TO ANY THIRD PARTY WITHOUT PRIOR WRITTEN CONSENT OF COMPAL ELECTRONICS, INC.			Document Number	Rev
			LA-C771P	0.2
			Date: Wednesday, January 14, 2015	Sheet 16 of 34



**SD/SDXC**



Security Classification	Compal Secret Data		Title <b>Compal Electronics, Inc. Card Reader_RTS5220</b>
Issued Date	2014/11/07	Deciphered Date	
THIS SHEET OF ENGINEERING DRAWING IS THE PROPRIETARY PROPERTY OF COMPAL ELECTRONICS, INC. AND CONTAINS CONFIDENTIAL AND TRADE SECRET INFORMATION. THIS SHEET MAY NOT BE TRANSFERRED FROM THE CUSTODY OF THE COMPETENT DIVISION OF R&D DEPARTMENT EXCEPT AS AUTHORIZED BY COMPAL ELECTRONICS, INC. NEITHER THIS SHEET NOR THE INFORMATION IT CONTAINS MAY BE USED BY OR DISCLOSED TO ANY THIRD PARTY WITHOUT PRIOR WRITTEN CONSENT OF COMPAL ELECTRONICS, INC.			Document Number <b>LA-C771P</b> Rev 0.2
Date: Wednesday, January 14, 2015			Sheet 17 of 34

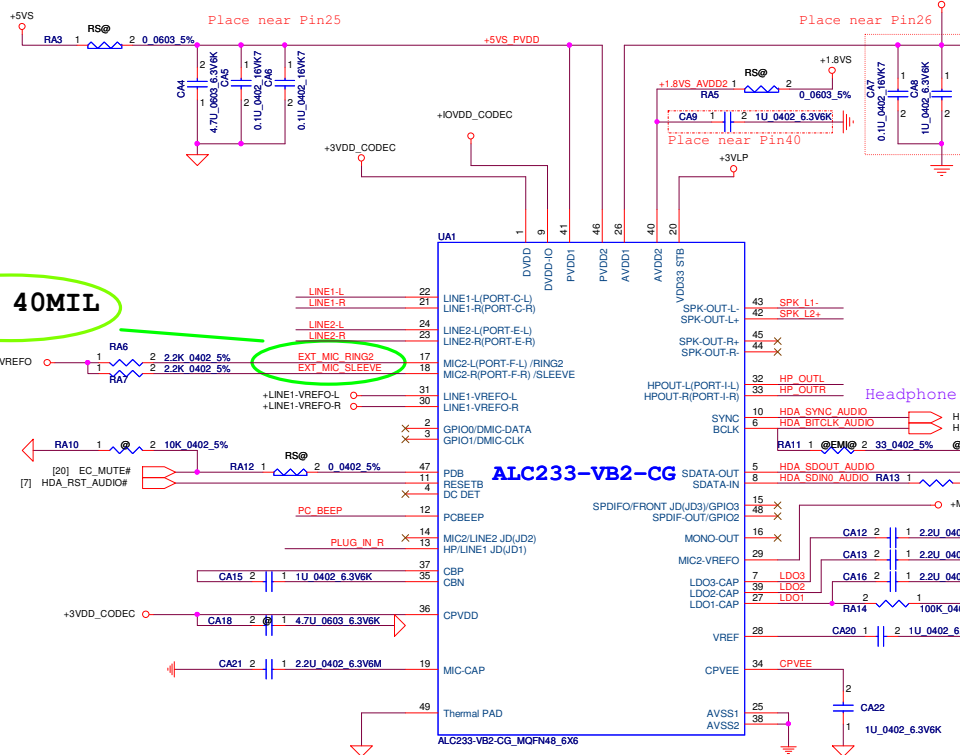


with out USB Hub (Reserved)

with USB Hub (Reserved)

Security Classification		Compal Secret Data		Compal Electronics, Inc.	
Issued Date	2014/11/07	Deciphered Date	2015/11/07	Title <b>Mini Card-WLAN</b>	
THIS SHEET OF ENGINEERING DRAWING IS THE PROPRIETARY PROPERTY OF COMPAL ELECTRONICS, INC. AND CONTAINS CONFIDENTIAL AND TRADE SECRET INFORMATION. THIS SHEET MAY NOT BE TRANSFERRED FROM THE CUSTODY OF THE COMPETENT DIVISION OF R&D DEPARTMENT EXCEPT AS AUTHORIZED BY COMPAL ELECTRONICS, INC. NEITHER THIS SHEET NOR THE INFORMATION IT CONTAINS MAY BE USED BY OR DISCLOSED TO ANY THIRD PARTY WITHOUT PRIOR WRITTEN CONSENT OF COMPAL ELECTRONICS, INC.				Size Custom	Document Number <b>LA-C771P</b>
Date:	Wednesday, January 14, 2015	Sheet	18	of	34
Rev 0.2					

600ohms @100MHz 2A  
P/N: SM01000E00



wide 40MIL

EXT\_MIC\_RING2  
EXT\_MIC\_SLEEVE

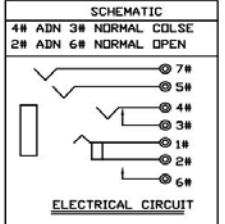
ALC233-VB2-CG

Headphone

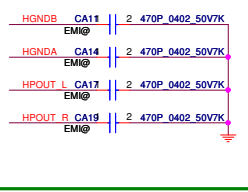
wide 60MIL



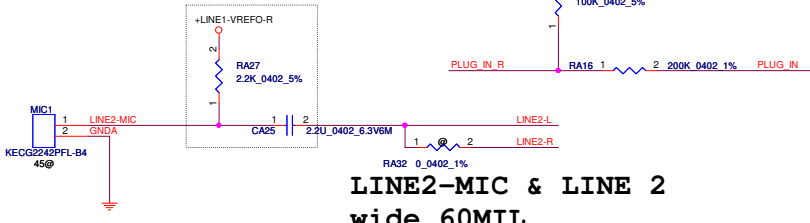
Combo Jack  
(Normal Open)



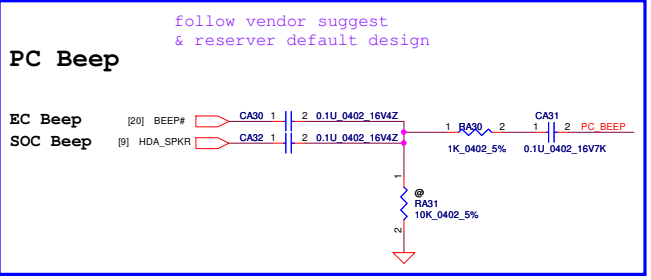
EMI Close to JHP1



Place close to Codec chip



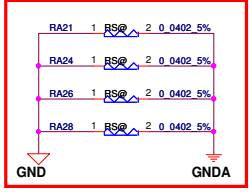
LINE2-MIC & LINE 2  
wide 60MIL



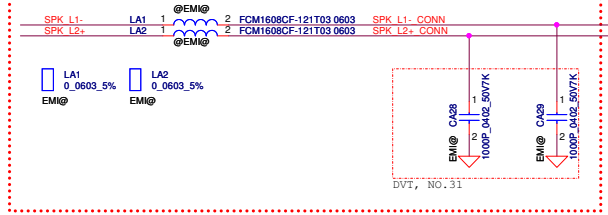
PC BEEP

EC BEEP  
SOC BEEP

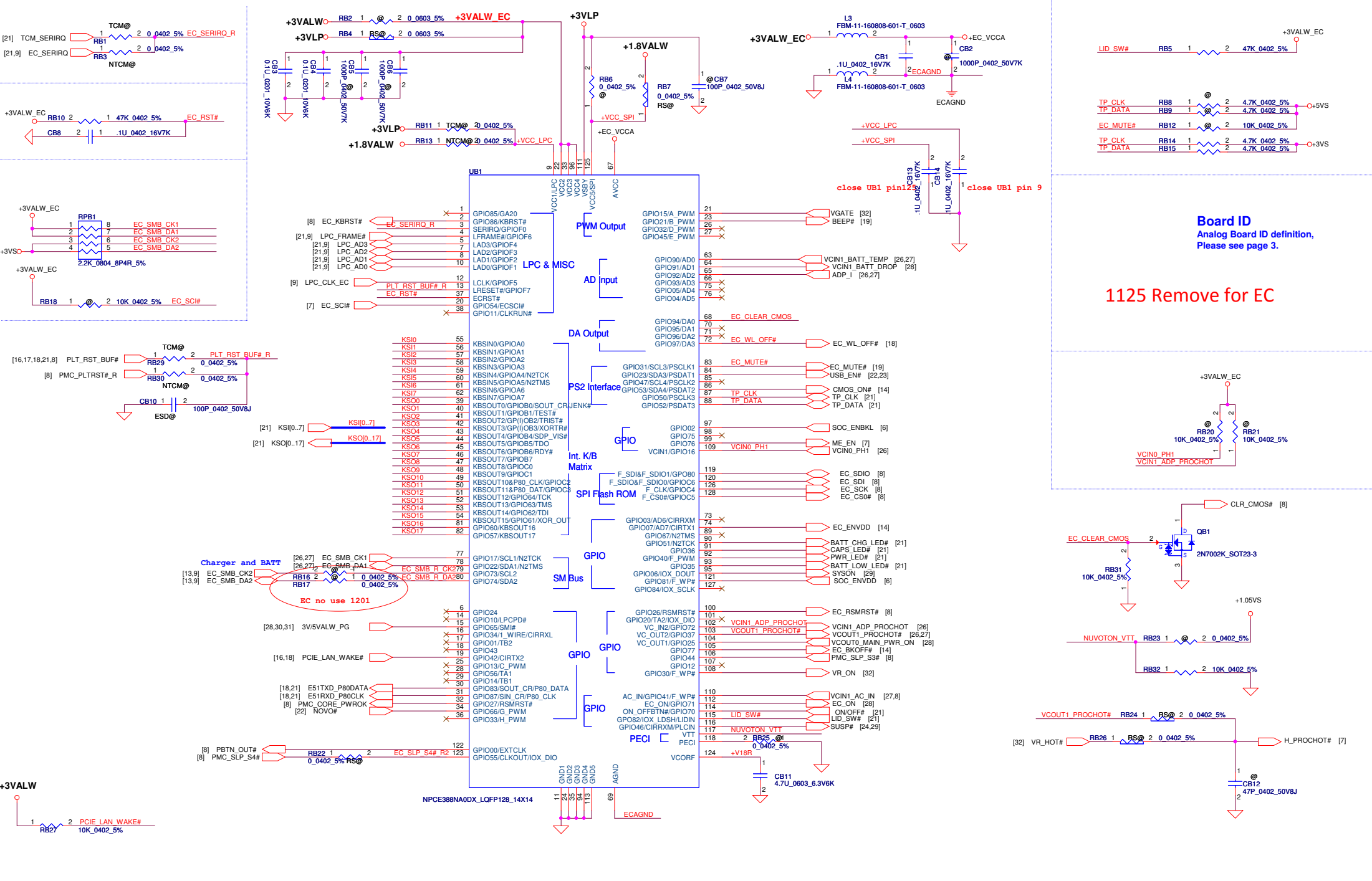
For EMI



wide 40MIL For EMI



Security Classification	Compal Secret Data		Title	Compal Electronics, Inc. Audio Codec_ALC233VB2	
Issued Date	2014/11/07	Deciphered Date	2015/11/07	Size	Document Number LA-C771P
THIS SHEET OF ENGINEERING DRAWING IS THE PROPRIETARY PROPERTY OF COMPAL ELECTRONICS, INC. AND CONTAINS CONFIDENTIAL AND TRADE SECRET INFORMATION. THIS SHEET MAY NOT BE TRANSFERRED FROM THE CUSTODY OF THE COMPETENT DIVISION OF R&D DEPARTMENT EXCEPT AS AUTHORIZED BY COMPAL ELECTRONICS, INC. NEITHER THIS SHEET NOR THE INFORMATION IT CONTAINS MAY BE USED BY OR DISCLOSED TO ANY THIRD PARTY WITHOUT PRIOR WRITTEN CONSENT OF COMPAL ELECTRONICS, INC.			Date:	Wednesday, January 14, 2015	Sheet 19 of 34

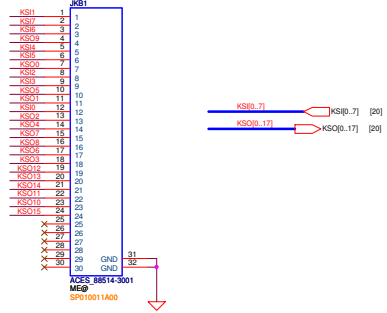


**Board ID**  
Analog Board ID definition,  
Please see page 3.

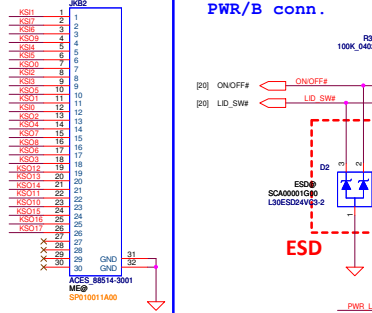
**1125 Remove for EC**

Security Classification		Compal Secret Data		Title	
Issued Date	2014/11/07	Deciphered Date	2015/11/07	EC-NPCE388N	
THIS SHEET OF ENGINEERING DRAWING IS THE PROPRIETARY PROPERTY OF COMPAL ELECTRONICS, INC. AND CONTAINS CONFIDENTIAL AND TRADE SECRET INFORMATION. THIS SHEET MAY NOT BE TRANSFERRED FROM THE CUSTODY OF THE COMPETENT DIVISION OF R&D DEPARTMENT EXCEPT AS AUTHORIZED BY COMPAL ELECTRONICS, INC. NEITHER THIS SHEET NOR THE INFORMATION IT CONTAINS MAY BE USED BY OR DISCLOSED TO ANY THIRD PARTY WITHOUT PRIOR WRITTEN CONSENT OF COMPAL ELECTRONICS, INC.				Size	Document Number
				Customer	LA-C771P
				Date	Wednesday, January 14, 2015
				Sheet	20 of 34
				Rev	0.2

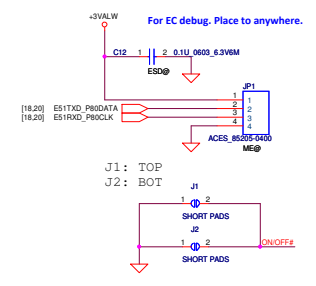
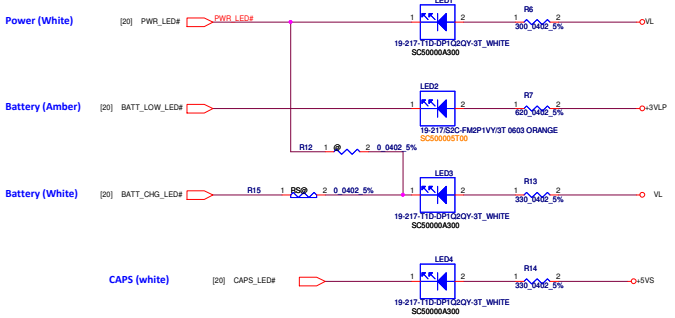
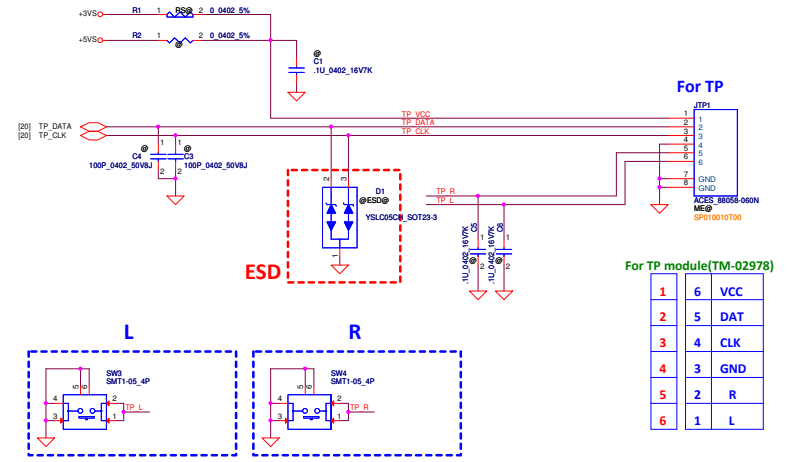
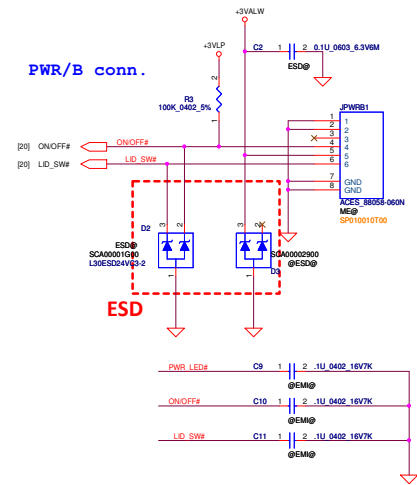
KB For 14"



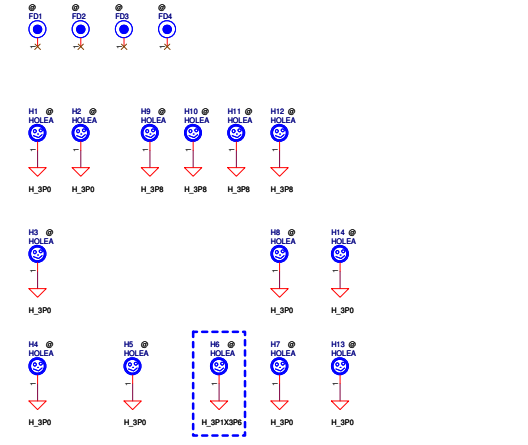
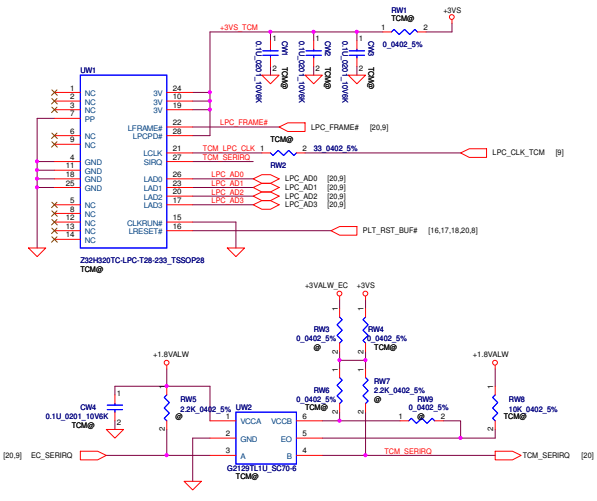
KB For 15"

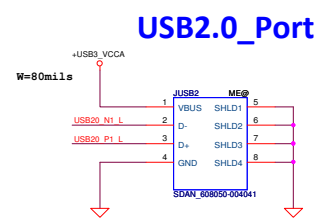
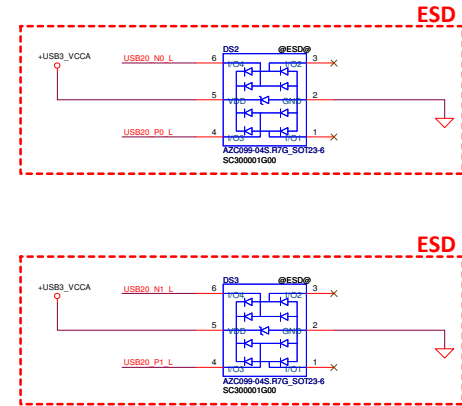
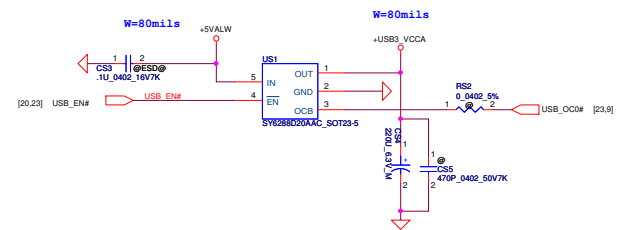
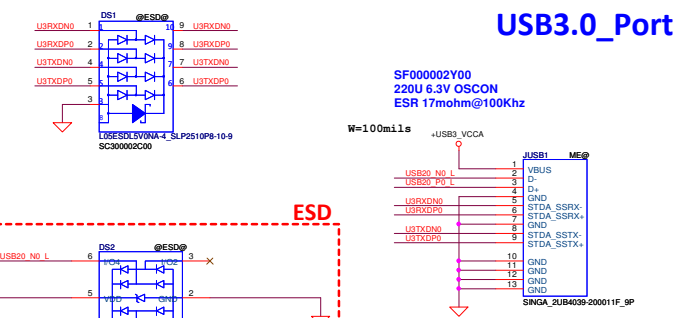
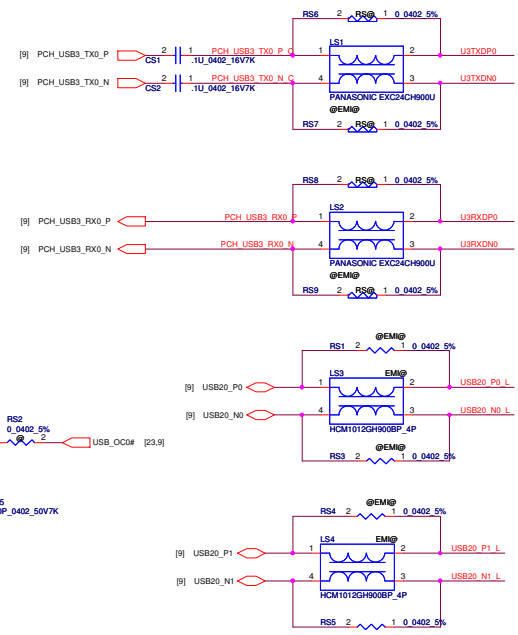
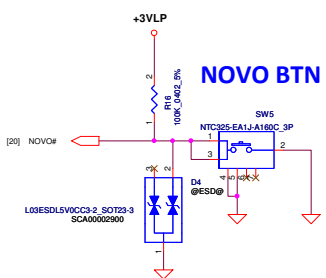
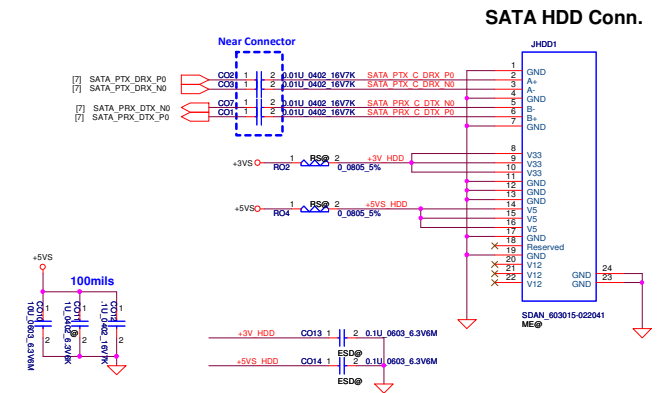
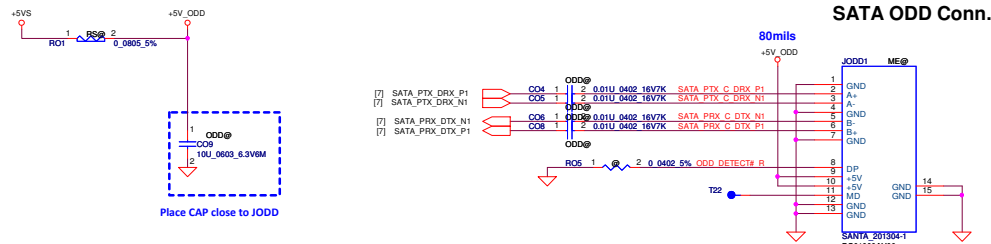


PWR/B conn.



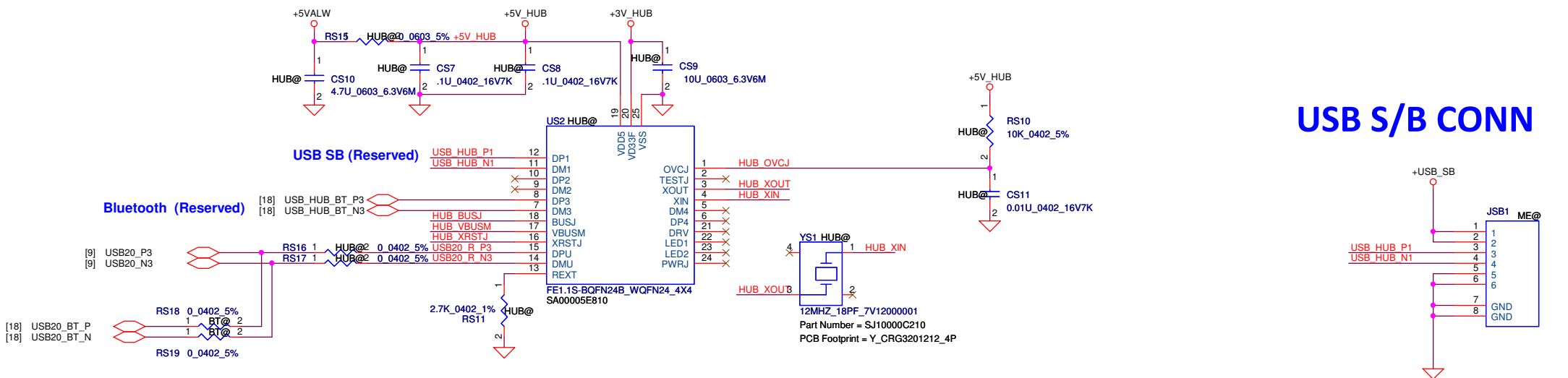
TCM (TPM)



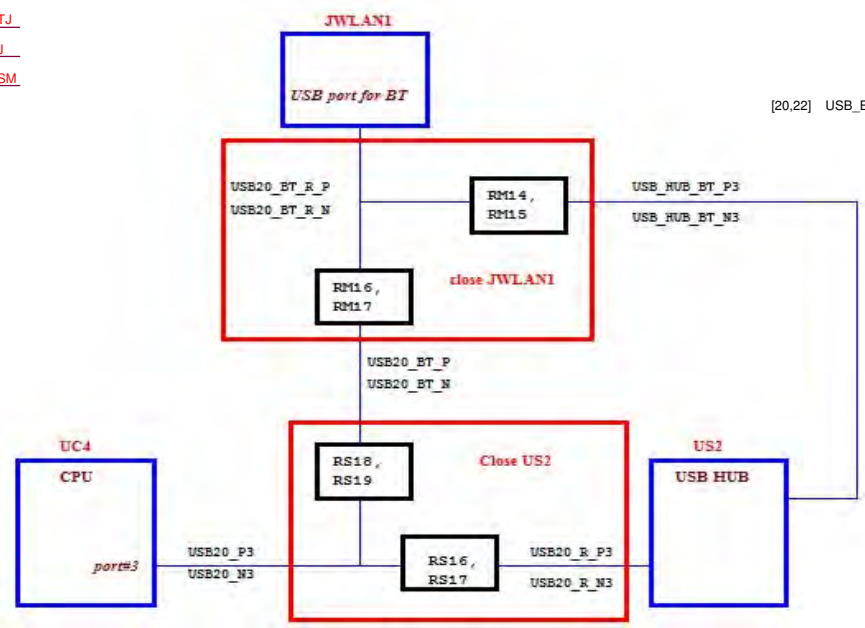
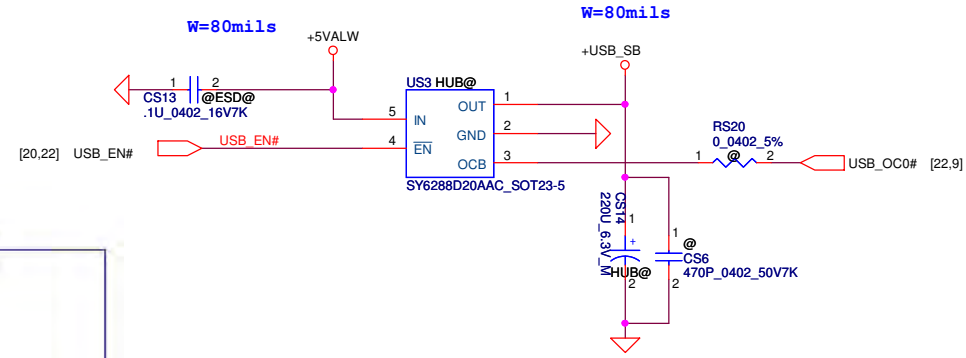
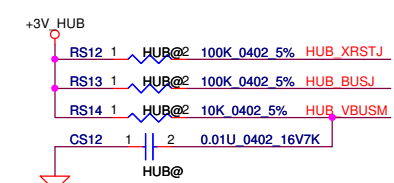
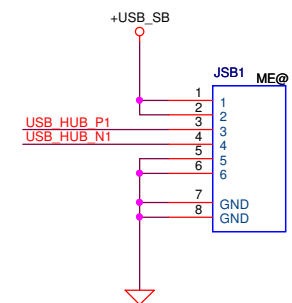


Security Classification	Compal Secret Data		Title	
Issued Date	2014/11/07	Deciphered Date	2015/11/07	HDD/ODD/USB
THIS SHEET OF ENGINEERING DRAWING IS THE PROPRIETARY PROPERTY OF COMPAL ELECTRONICS, INC. AND CONTAINS CONFIDENTIAL AND TRADE SECRET INFORMATION. THIS SHEET MAY NOT BE REPRODUCED OR TRANSMITTED IN ANY FORM OR BY ANY MEANS, ELECTRONIC OR MECHANICAL, INCLUDING PHOTOCOPYING, RECORDING, OR BY ANY INFORMATION STORAGE AND RETRIEVAL SYSTEM, WITHOUT THE WRITTEN PERMISSION OF COMPAL ELECTRONICS, INC.				
Size	Document Number	LA-C771P		Rev
0.2				0.2
Issue:	Wednesday, January 14, 2015	Sheet	22	of 34

# USB2.0 HUB



## USB S/B CONN



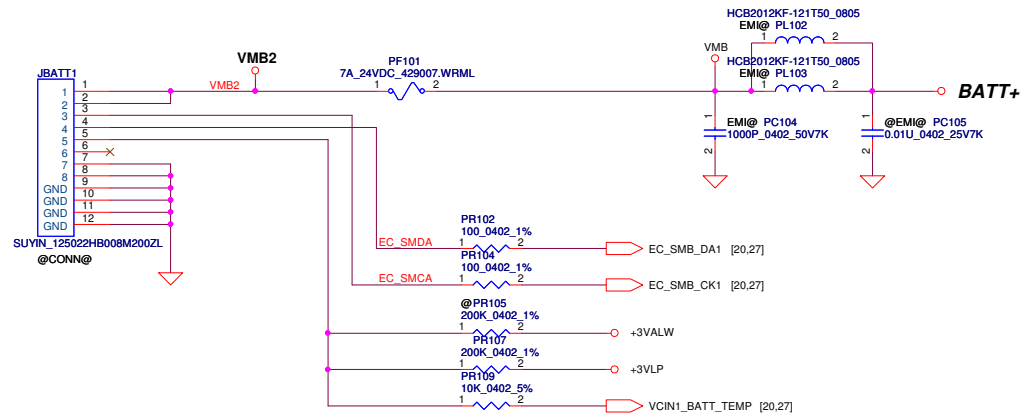
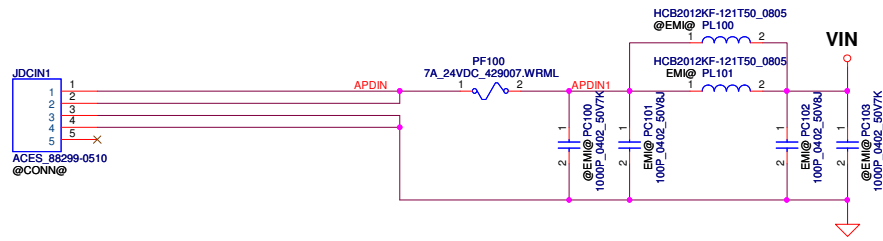
Security Classification		Compal Secret Data		Compal Electronics, Inc.	
Issued Date	2014/11/07	Deciphered Date	2015/11/07	Title	
THIS SHEET OF ENGINEERING DRAWING IS THE PROPRIETARY PROPERTY OF COMPAL ELECTRONICS, INC. AND CONTAINS CONFIDENTIAL AND TRADE SECRET INFORMATION. THIS SHEET MAY NOT BE TRANSFERRED FROM THE CUSTODY OF THE COMPETENT DIVISION OF R&D DEPARTMENT EXCEPT AS AUTHORIZED BY COMPAL ELECTRONICS, INC. NEITHER THIS SHEET NOR THE INFORMATION IT CONTAINS MAY BE USED BY OR DISCLOSED TO ANY THIRD PARTY WITHOUT PRIOR WRITTEN CONSENT OF COMPAL ELECTRONICS, INC.				Document Number	LA-C771P
Date:	Wednesday, January 14, 2015	Sheet	23	of	34



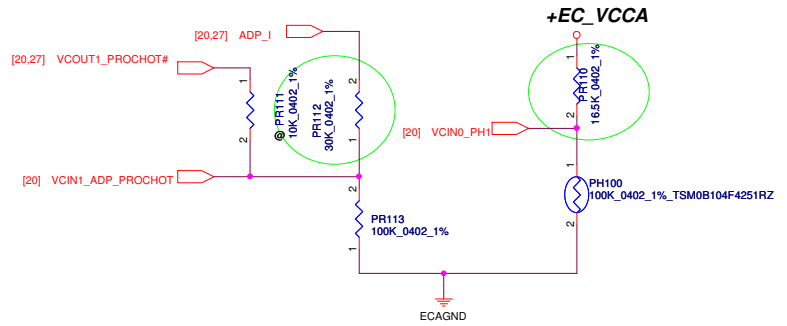
# Version Change List (P. I. R. List)

Item	Page#	Title	Date	Request Owner	Issue Description	Solution Description	Rev.
1	22	HW	2014/11/18	COMPAL	added NOVO BTN function	SW5, R16 connected to EC for NOVO function	0.1
2	18	HW	2014/11/19	COMPAL	reserver level shift for BT	Reserver QM1, RM18, Rm19and RM20 for BT level shift	0.1
3	9	HW	2014/11/19	COMPAL	added TCM, NTCM BOM option	added RC82 reserve for LPC_CLKRUN# PU 1.8VS	0.1
4	21	HW	2014/11/19	COMPAL	Move the hall sensor to power S/B	remove hall sensor circiut	0.1
5	8, 20	HW	2014/11/21	COMPAL	reserver EC clean CMOS	reserver QB1, RB31, RC83, and RC84	0.1
6	14	EMI	2014/11/24	COMPAL	for EMI request	reserver CX14 and CX15	0.1
7	20	HW	2014/11/25	COMPAL	EC vendor implement	Added NUVOTON_VTT RB32 PD	0.1
8	23	HW	2014/11/25	COMPAL	Reserve USB 2.0 HUB for external USB CONN	Added page 23 for USB 2.0 HUB	0.1
9	20	EC	2014/11/25	COMPAL	Change and remove EC pin define	PMC_SLP_# 97 pin -> 106 pin      Remove PCIE_LAN_WAKE# 123 pin -> 19 pin      BRDID EC_SLP_# 89 pin -> 123 pin      EC_SW_OFF# VR_ON 121 pin -> 108 pin      HDD_DETECT# SOC_BWDD? 1 pin -> 121 pin      EC_LID_OUT# EC_BWDD? 76 pin -> 74 pin VDATE 16 pin -> 21 pin SOC_EMBKL 18 pin -> 97 pin	0.1
10	23	HW	2014/11/27	COMPAL	Change USB S/B from 2 port to lport	Change JSB1	0.1
11	22	EMC	2014/11/28	COMPAL	Reserve ESD diode	Reserve D4 and DA5	0.1
12	19	HW	2014/12/01	COMPAL	for Audio vendor review change	change RA27 form 4.7K to 2.2K	0.1
13	20	HW	2014/12/01	COMPAL	Reserver SMBus resistor from CPU to EC	Reserve RB16 and RB17	0.1
14	21	HW	2014/12/02	COMPAL	Change LED form green to white	Change LED1, LED2, and LED3 form SC590KKG020 to SC50000A300, and change R6 from 100 to 300 ohm	0.1
15	23	HW	2014/12/02	COMPAL	Reserve USB power switch for S/B on M/B side	Reserve US3, CS13, CS14, CS6 and RS20	0.1
16	18	HW	2014/12/03	COMPAL	For support BT funciton WLAN card	Add RM21 for support BT WLAN CARD, reserve RM11, RM12, RM13 for debug	0.1
17	21	HW	2014/12/22	COMPAL	JTP1 pin swap for Tp module imformation error	Swap JTP1 pin define	0.2
18	16, 22	EMI	2014/12/22	COMPAL	For EMI requested	Change DL1, LS1 and LS2 Bom structure from EMI@ to @EMI@ and chage R56, RS7, R58, and RS9 from @EMI@ to EMI@	0.2
19	23	HW	2014/12/22	COMPAL	BT function fail, pin connected error	Swap USB20_BT_P & USB20_BT_N	0.2
20	15	HW	2014/12/22	COMPAL	HDMI function fail, pin connected error	Swap HDMI_R_CK- & HDMI_R_CK+, HDMI_R_D1+ & HDMI_R_D1-	0.2
21	22, 23	HW	2014/12/24	COMPAL	ME Z-high interfere	Change CS4, CS14 from SF000006900 to SF000006R00	0.2
22		HW	2014/12/24	COMPAL	change o ohm to short pad	change RX9, RX10, RL1, RM1, RA3, RA4, RA1, RA2, RA5, RB7, RB4, RO1, RO4, RX7, RC76, RC77, RC48, RC70, RC74, RC80 to short pad change RK12, RK13, RL5, RL7, RA21, RA24, RA26, RA28, RS6, RS7, RS8, RS9 to short pad	0.2
23		EMI	2015/01/05	COMPAL	change o ohm to short pad for EMI requested	change LY1, LY2, LY3 and LY4 BOM structure form EMI@ to @EMI@ change RV12, RV15, RV18, and RV21 form @EMI@ to EMI@ change RV11, RV13, RV14, RV16, RV17, RV19, RV20, RV22 form 0 ohm @EMI@ to 8.2 ohm EMI@	0.2
24	15	EMI	2015/01/05	COMPAL	change BOM structure	change LY1, LY2, LY3 and LY4 BOM structure form EMI@ to @EMI@ change RV12, RV15, RV18, and RV21 form @EMI@ to EMI@ change RV11, RV13, RV14, RV16, RV17, RV19, RV20, RV22 form 0 ohm @EMI@ to 8.2 ohm EMI@	0.2
25	5, 7	ESD	2015/01/05	COMPAL	add ESD cap for ESD requested	Add CC20, CC94, CC95 and change CD2 form 0.1U to 100P for ESD	0.2
26	8	HW	2015/01/07	COMPAL	prevent the power leakage issue.	Chaneg RC29 and RC33 bom structure form 14@ to @	0.2
27	20	HW	2015/01/09	COMPAL	prevent the antenna effect	Add CB13, CB14 0.1u 0402	0.2
28	22	DFB	2015/01/10	COMPAL	add test point for DFB requested	Add T22 (JODD1.11)	0.2
29	21	HW	2015/01/14	COMPAL	add screw hole conneted to GND	add H13, H14 conneted to GND	0.2

Security Classification		Compal Secret Data		Compal Electronics, Inc.	
Issued Date	2014/11/07	Deciphered Date	2015/11/07	Title	HW RIR
THIS SHEET OF ENGINEERING DRAWING IS THE PROPRIETARY PROPERTY OF COMPAL ELECTRONICS, INC. AND CONTAINS CONFIDENTIAL AND TRADE SECRET INFORMATION. THIS SHEET MAY NOT BE TRANSFERRED FROM THE CUSTODY OF THE COMPETENT DIVISION OF R&D DEPARTMENT EXCEPT AS AUTHORIZED BY COMPAL ELECTRONICS, INC. NEITHER THIS SHEET NOR THE INFORMATION IT CONTAINS MAY BE USED BY OR DISCLOSED TO ANY THIRD PARTY WITHOUT PRIOR WRITTEN CONSENT OF COMPAL ELECTRONICS, INC.				Docuement Number	LAC-771P
Date	Wednesday, January 14, 2015	Sheet	25	of	25

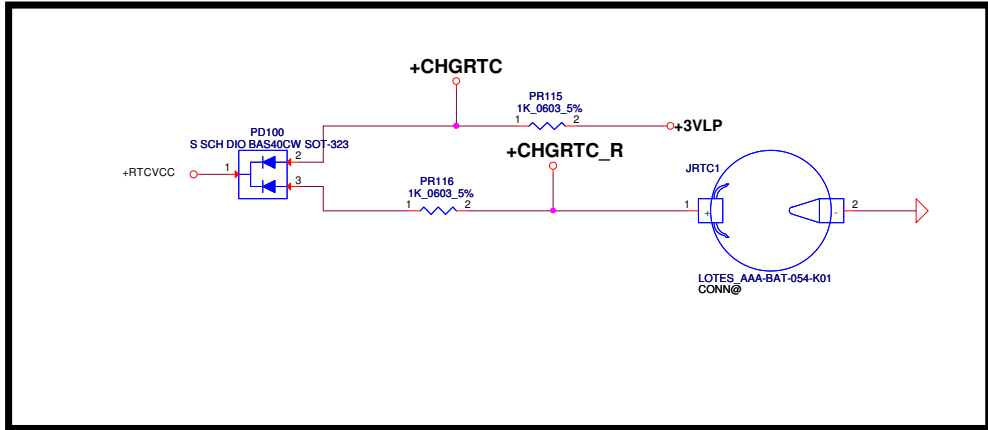


**PH7 under CPU bottom side :**  
**CPU thermal protection at 93 +/-3 degree C**  
**Recovery at 56 +/-3 degree C**

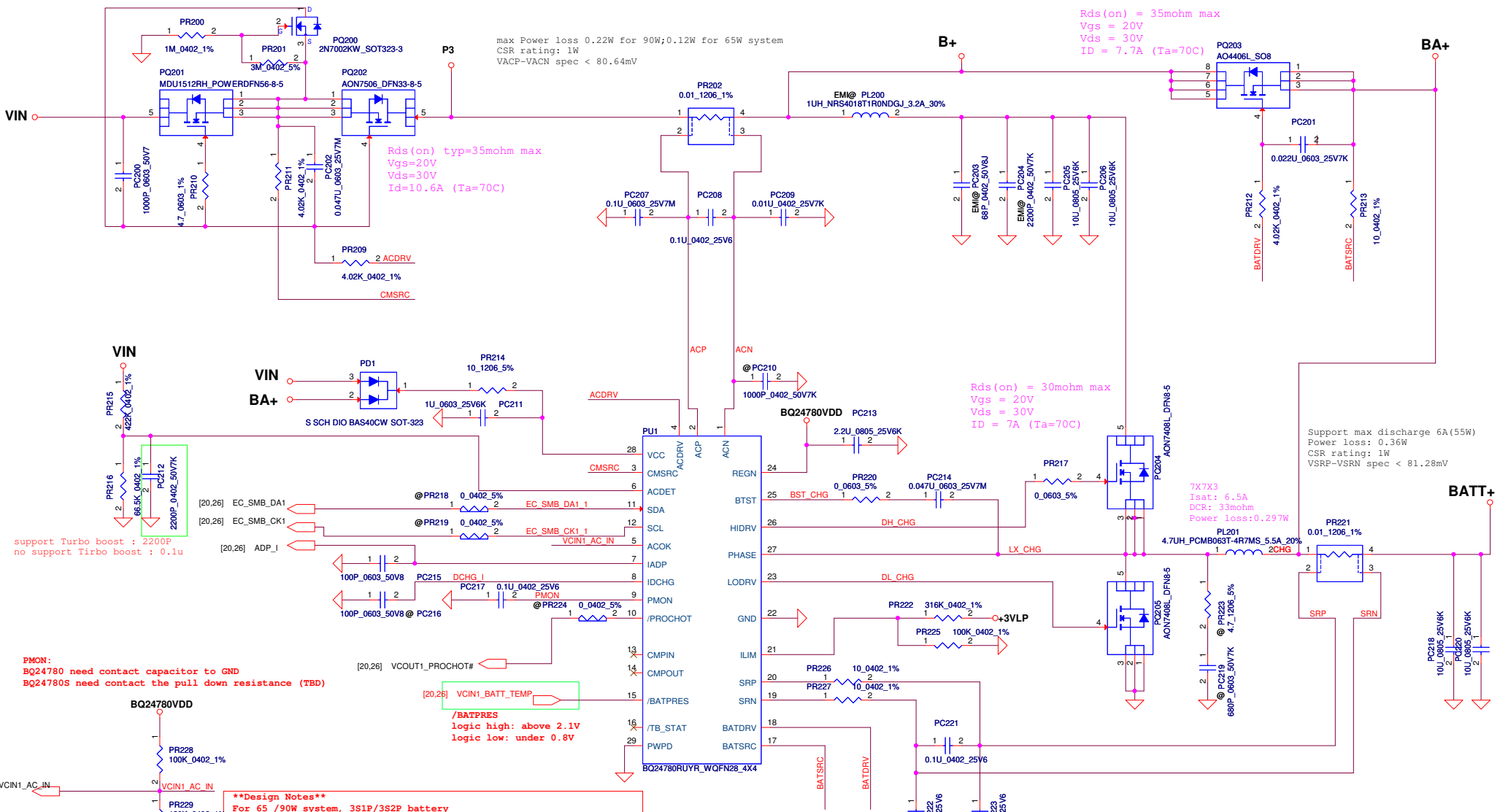


**VCIN1 setting**  
**Trigger point is 1.0V at 65W**  
**Recovery point is 0.692V at 45W**

**RTC**



	ADP_SET1	ADP_SET2
45W adapter	0	0
60W adapter	1	0
90W adapter	0	1
135W adapter	1	1



max Power loss 0.22W for 90W;0.12W for 65W system  
 CSR rating: 1W  
 VACP-VACN spec < 80.64mV

Rds(on) typ=35mohm max  
 Vgs=20V  
 Vds=30V  
 Id=10.6A (Ta=70C)

Rds(on) = 35mohm max  
 Vgs = 20V  
 Vds = 30V  
 ID = 7.7A (Ta=70C)

Rds(on) = 30mohm max  
 Vgs = 20V  
 Vds = 30V  
 ID = 7A (Ta=70C)

Support max discharge 6A(55W)  
 Power loss: 0.36W  
 CSR rating: 1W  
 VSRP-VSRN spec < 81.28mV

support Turbo boost : 2200P  
 no support Tirbo boost : 0.1u

PMON:  
 BQ24780 need contact capacitor to GND  
 BQ24780S need contact the pull down resistance (TBD)

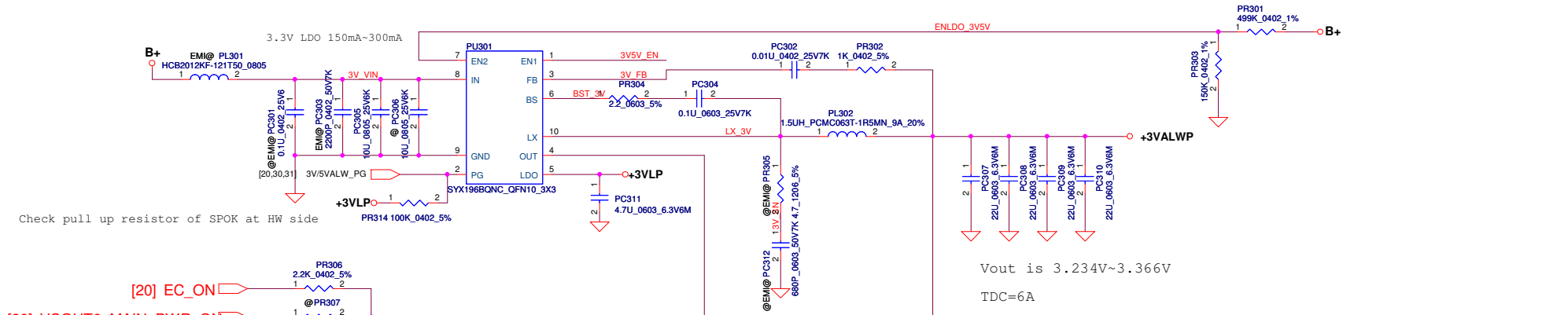
VCIN1\_BATT\_TEMP  
 /BATPRES  
 logic high: above 2.1V  
 logic low: under 0.8V

**\*\*Design Notes\*\***  
 For 65 /90W system, 3S1P/3S2P battery  
 Maximum Charging current 3A  
 Maximum Battery discharge power 55W  
 #Register Setting  
 1. 0X12 bit2 set 1 (default 0) to enable turbo boost function  
 2. Disable turbo when AC only  
 #Circuit Design  
 1. ILIM pull high voltage base on 3/5V enable control  
 2. Use 7X7 choke and 3X3 H/L side MOSFET  
 Charge current 3A  
 Power loss : 1.79W (H/S=0.227W, L/S=1.2738W, Choke=0.297W)  
 Power density : 0.61 (23X16)  
 #Protect function  
 1. ACOVP : VCC voltage > 24V  
 2. Charger timeout : No communication within 175s(default)  
 3. ACOC : 3.33 X Input current DAC setting (default:Disable)  
 4. CHGOCP : based on charge current setting  
 5. BATOVF : 103-106%  
 6. BATLOWV : 2.6V  
 7. TSHUT : 155C  
 8. IFAULT HI : 750mV (default:Disable)  
 9. IFAULT LOW : 230mV (default)

Vin Dectector			
	Min.	Typ	Max.
L-->H	17.16V	17.63V	18.12V
H-->L	16.76V	17.22V	17.70V

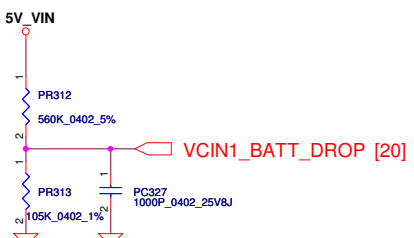
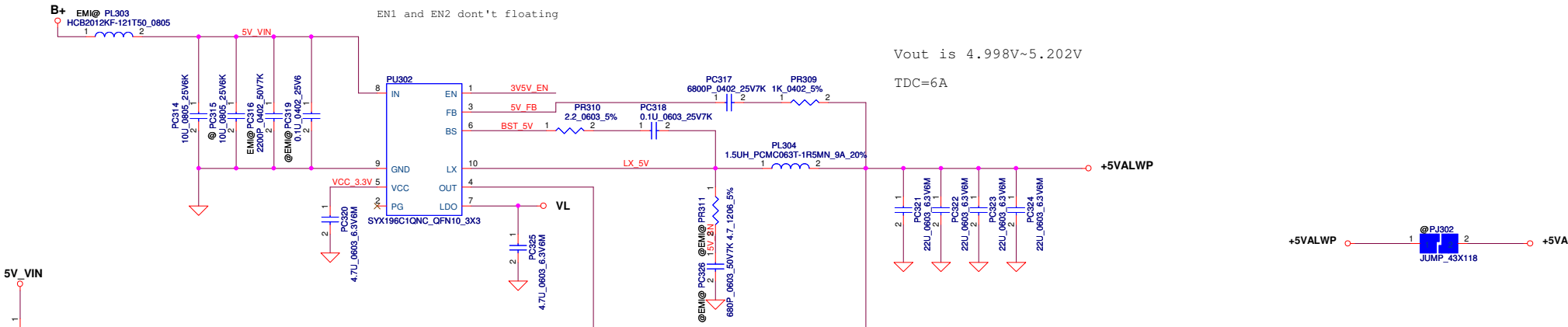
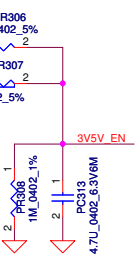
VILIM = 20\*ILIM\*Rsr  
 ILIM = 3.3\*100/(316+100)/20/0.01  
 = 3.966 A

Module model information  
 BQ24780\_V1.mdd for dual layer



[20] EC\_ON

[20] VCOUT0\_MAIN\_PWR\_ON



Security Classification	Compal Secret Data		Title	
Issued Date	2011/06/15	Deciphered Date	2012/07/11	Document Number
THIS SHEET OF ENGINEERING DRAWING IS THE PROPRIETARY PROPERTY OF COMPAL ELECTRONICS, INC. AND CONTAINS CONFIDENTIAL AND TRADE SECRET INFORMATION. THIS SHEET MAY NOT BE TRANSFERRED FROM THE CUSTODY OF THE COMPETENT DIVISION OF PRODUCT DEVELOPMENT EXCEPT AS AUTHORIZED BY COMPAL ELECTRONICS, INC. NEITHER THIS SHEET NOR THE INFORMATION IT CONTAINS MAY BE USED BY OR DISCLOSED TO ANY THIRD PARTY WITHOUT PRIOR WRITTEN CONSENT OF COMPAL ELECTRONICS, INC.				Rev 0.1
Date: Thursday, January 15, 2015				Sheet 28 of 28

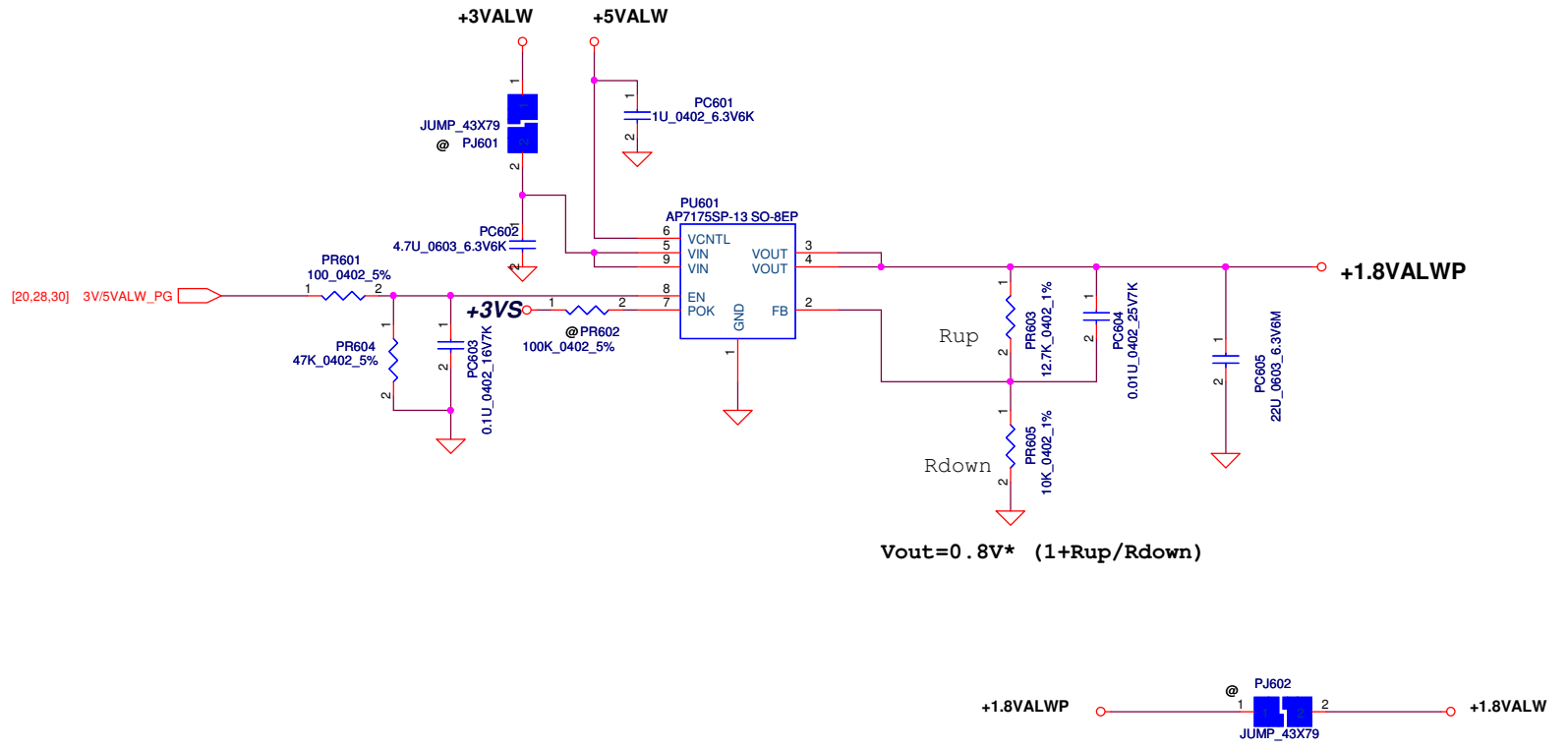
**Compal Electronics, Inc.**

**+3VALW/+5VALW**

**Bay Trail M LA-C771P**





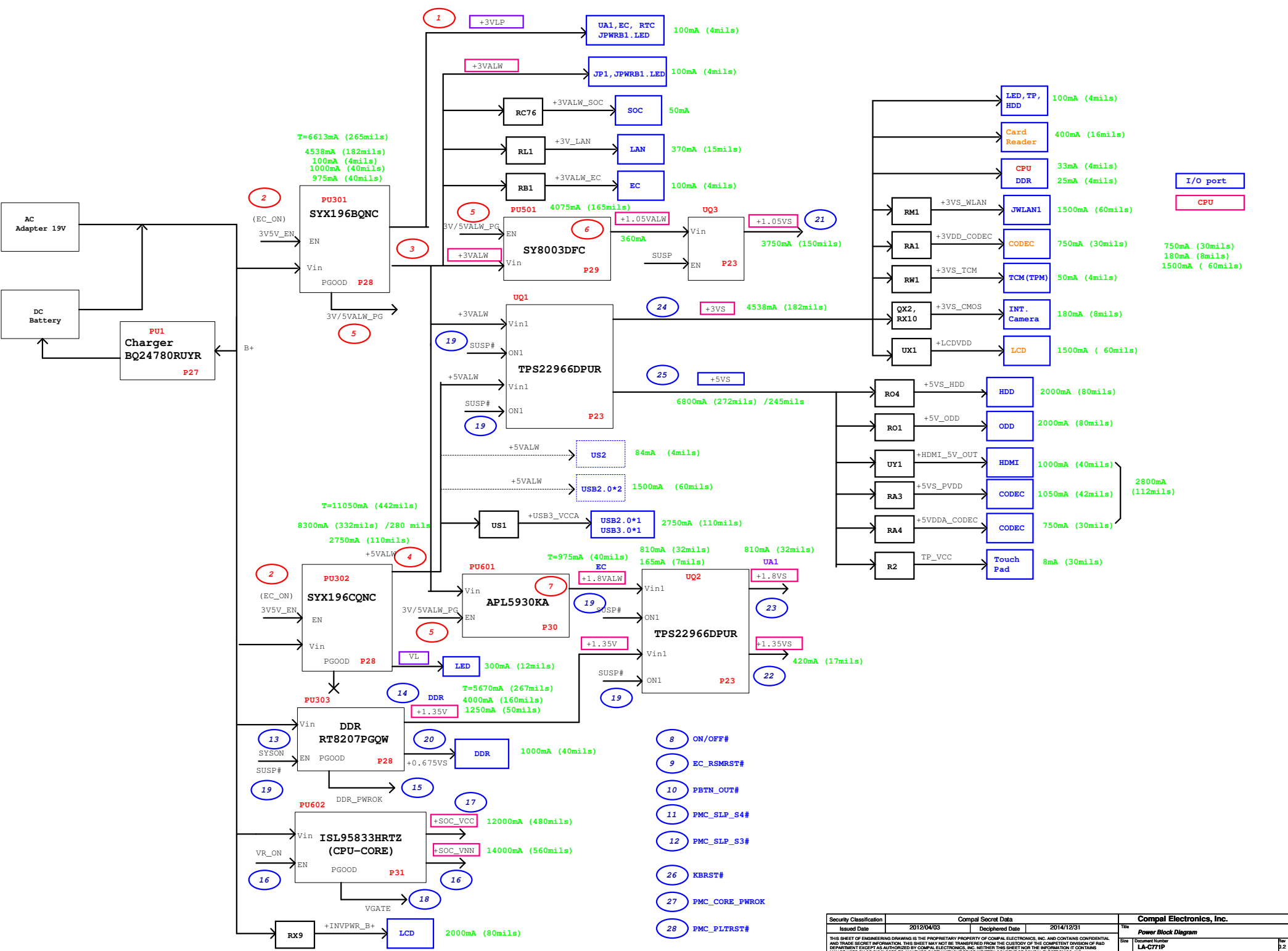


Security Classification	Compal Secret Data		Compal Electronics, Inc.	
Issued Date	2011/07/08	Deciphered Date	2013/09/17	Title
THIS SHEET OF ENGINEERING DRAWING IS THE PROPRIETARY PROPERTY OF COMPAL ELECTRONICS, INC. AND CONTAINS CONFIDENTIAL AND TRADE SECRET INFORMATION. THIS SHEET MAY NOT BE TRANSFERRED FROM THE CUSTODY OF THE COMPETENT DIVISION OF R&D DEPARTMENT EXCEPT AS AUTHORIZED BY COMPAL ELECTRONICS, INC. NEITHER THIS SHEET NOR THE INFORMATION IT CONTAINS MAY BE USED BY OR DISCLOSED TO ANY THIRD PARTY WITHOUT PRIOR WRITTEN CONSENT OF COMPAL ELECTRONICS, INC.				PWR-1.8VALW
				Document Number
Date:		Thursday, January 15, 2015	Sheet	31 of 31



# Version change list (P.I.R. List)

Item	Reason for change	PG#	Modify List	Date	Phase
1	PR601_0_0402 change PR601_100_0402	31	HW 需求		SIT
2	修正PC207 fromluF to 0.1uF · 修正PC209 from 0.1u to 0.01uF	27	線路修正		SIT
3	pc203改EMI@上件	27	EMI 需求		SIT
4	inpop cap from PC785 to PC786	32	ME 需求		SIT
5	change PR410,PR411,PR501,PR218,PR219,PR224 to short pad	27,29,30	HW 需求		SIT
6	change PC715 · PC718 · PC723 · PC770 · PC774 · PC777 · PC779 From 0402 to 0603	32	線路修正		SIT
7					
8					
9					
10					
11					
12					
13					
14		33			
15		38			
16		38			
17		31			
18		31			
19		35			
20		35			
21		38			
22		35			
23		32		2014/4/4	SVT
		33			
		34			
24		38		2014/4/14	SVT
25		38		2014/4/14	SVT



I/O port  
CPU

750mA (30mils)  
180mA (8mils)  
1500mA (60mils)

2800mA (112mils)

- 8 ON/OFF#
- 9 EC\_RSMRST#
- 10 PBTN\_OUT#
- 11 PMC\_SLP\_S4#
- 12 PMC\_SLP\_S3#
- 26 KBRST#
- 27 PMC\_CORE\_PWROK
- 28 PMC\_PLTRST#

Security Classification		Compal Secret Data		Compal Electronics, Inc.	
Issued Date	2012/04/03	Deciphered Date	2014/12/31	Title	
				Power Block Diagram	
Doc No	LA-C771P	Doc. Number		Rev	0.2
Doc. Date	Wednesday, January 14, 2015	Sheet	31	of	34